

FINAL
REMEDIAL INVESTIGATION REPORT
OPERABLE UNIT NO. 11 (SITE 80)

MARINE CORPS BASE
CAMP LEJEUNE, NORTH CAROLINA

APPENDICES

CONTRACT TASK ORDER 0274

APRIL 5, 1996

Prepared For:

DEPARTMENT OF THE NAVY
ATLANTIC DIVISION
NAVAL FACILITIES
ENGINEERING COMMAND
Norfolk, Virginia

Under:

LANTDIV CLEAN Program
Contract N62470-89-D-4814

Prepared by:

BAKER ENVIRONMENTAL, INC.
Coraopolis, Pennsylvania

APPENDIX A
FIELD INVESTIGATION DOCUMENTATION

APPENDIX A.1
TEST BORING LOGS

BAKER

TEST BORING LOG

BOREHOLE NUMBER:

80-DPA-SBL7

SHEET 1 OF 1

PROJECT NUMBER: 62470-274
 PROJECT NAME: SITE 80 - PARADISE POINT GOLF COURSE MAINTENANCE AREA
 LOCATION: MCB CAMP LEJEUNE, NC
 DRILLING COMPANY: PARRATT-WOLFF, INC.
 RIG TYPE & NUMBER: TRUCK RIG - CME 55
 DRILLING METHOD: HOLLOW STEM AUGERS
 WEATHER: SUNNY, WARM
 GEOLOGIST: M. K. DEJOHN
 ENV. SCIENTIST:
 DATE BEGUN: 6/14/95 DATE COMPLETED: 6/14/95

GROUND SURFACE ELEVATION: 12.80' me1
 TOTAL DEPTH: 11.0' bge

ELEVATION	DEPTH	SOIL SAMPLES	SAMPLE NO.	SAMPLE METHOD	BLOWS/6"	RECOVERY	PID (PPM)		LITHOLOGY	DESCRIPTION	DEPTH
							BG	PS			
12:00	0.0		S-1	HA	-	-	1.0	1.0		SAND: fine grained, some silt, little clay 0-1 1/3-5', some rock fragments 1-3', gray to dark gray, damp, loose to medium stiff	0.0
11:00	1.0		S-2	SS	3	0.9	0.6	0.6			1.0
10:00	2.0		S-3	SS	3	1.5	0.6	0.6			2.0
9:00	3.0		S-4	SS	3	2.0	0.6	0.6		CLAY: some silt, little fine grained sand, brown and gray (mottled), damp to moist, medium stiff	3.0
8:00	4.0		S-5	SS	1	1.7	0.5	0.5			4.0
7:00	5.0		S-6	SS	3	1.5	0.5	0.5			5.0
6:00	6.0				4					6.0	
5:00	7.0				4					7.0	
4:00	8.0				6					8.0	
3:00	9.0				6					9.0	
2:00	10.0				7					10.0	
1:00	11.0				10					11.0	
0:00	12.0				10					12.0	
	13.0				12					13.0	
	14.0									14.0	
	15.0									15.0	
	16.0									16.0	
	17.0									17.0	
	18.0									18.0	
	19.0									19.0	
	20.0									20.0	
	21.0									21.0	
	22.0									22.0	
	23.0									23.0	
	24.0									24.0	
	25.0									25.0	
	26.0									26.0	
	27.0									27.0	
	28.0									28.0	

BOTTOM OF BOREHOLE = 11.0'
 NOTES:
 1) Groundwater encountered at 10.0' during drilling.

BAKER

TEST BORING LOG

BOREHOLE NUMBER

80-LA-SB03

SHEET 1 OF 1

PROJECT NUMBER: 62470-274
 PROJECT NAME: SITE 80 - PARADISE POINT GOLF COURSE MAINTENANCE AREA
 LOCATION: MCB CAMP LEJEUNE, NC
 DRILLING COMPANY: HARDIN-HUBER, INC
 RIG TYPE & NUMBER: ATV
 DRILLING METHOD: HOLLOW STEM AUGERS
 WEATHER: SUNNY
 GEOLOGIST: J.E. ZIMMERMAN
 ENV. SCIENTIST: M.K. DEJOHN
 DATE BEGUN: 11/1/94 DATE COMPLETED: 11/1/94

GROUND SURFACE ELEVATION: 14.68' msl
 TOTAL DEPTH: 15.0' bgs

ELEVATION	DEPTH	SOIL SAMPLES	SAMPLE NO	SAMPLE METHOD	BLOWS/6"	RECOVERY	PTD (PPM)		LITHOLOGY	DESCRIPTION	DEPTH
							BG	PS			
14.00	0.0		S-1	SS	-	-	-	-	SILTY SAND: fine grained, root material at surface, trace clay, dark brown/brown/light brown, damp, very loose to medium dense	0.0	
13.00	1.0		S-2	SS	5	6	2.0	0.6		0.6	1.0
12.00	2.0					6					2.0
11.00	3.0					6					3.0
10.00	4.0		S-3	SS	2	3	2.0	0.6	0.6	SILTY CLAY: trace fine grained sand, light gray, damp, medium stiff/stiff	4.0
9.00	5.0					5					5.0
8.00	6.0		S-4	SS	3	5	2.0	0.6	0.6		6.0
7.00	7.0					5					7.0
6.00	8.0	S-5	SS	4	4	2.0	0.6	0.6		8.0	
5.00	9.0				6					9.0	
4.00	10.0	S-6	SS	3	7	1.9	0.6	0.6	SILTY SAND: fine grained, trace clay, light gray, damp to wet, medium dense to dense	10.0	
3.00	11.0				10					11.0	
2.00	12.0	S-7	SS	5	6	1.4	0.6	0.6		12.0	
1.00	13.0				10					13.0	
0.00	14.0	S-8	SS	3	3	1.8	0.6	0.6	BOTTOM OF BOREHOLE @ 15.0'	14.0	
1.00	15.0				7					15.0	
2.00	16.0	NOTES: 1) Groundwater encountered at 14.0' during drilling.									16.0
3.00	17.0										17.0
4.00	18.0										18.0
5.00	19.0										19.0
6.00	20.0										20.0
7.00	21.0										21.0
8.00	22.0										22.0
9.00	23.0										23.0
10.00	24.0										24.0
11.00	25.0										25.0
12.00	26.0										26.0
13.00	27.0										27.0
	28.0										28.0

BAKER

TEST BORING LOG

BOREHOLE NUMBER:

80-LA-SB07

SHEET: 1 OF 1

PROJECT NUMBER: 62470-274
 PROJECT NAME: SITE 80 - PARADISE POINT GOLF COURSE MAINTENANCE AREA
 LOCATION: MCB CAMP LEJEUNE, NC
 DRILLING COMPANY: HARDIN-HUBER, INC
 RIG TYPE & NUMBER: ATV
 DRILLING METHOD: HOLLOW STEM AUGERS
 WEATHER: SUNNY
 GEOLOGIST: J. E. ZIMMERMAN
 ENV. SCIENTIST: L. H. JOHNSON
 DATE BEGUN: 11/2/94 DATE COMPLETED: 11/2/94

GROUND SURFACE ELEVATION: 13.59' msl
 TOTAL DEPTH: 15.0' bgs

ELEVATION	DEPTH	SOIL SAMPLES	SAMPLE NO.	SAMPLE METHOD	BLOWS/S*	RECOVERY	PID (PPM)		LITHOLOGY	DESCRIPTION	DEPTH
							BG	PS			
13.00	0.0		S-1	SS	-	-	-	-		SILTY SAND: fine grained, trace root material at surface, trace to little clay, dark brown/brown/light brown/light gray, damp, very loose/loose/medium dense	0.0
12.00	1.0		S-2	SS	2	1.2	0.2	0.2		1.0	
11.00	2.0				4					2.0	
10.00	3.0				5					3.0	
9.00	4.0		S-3	SS	2	1.6	0.2	0.2		4.0	
8.00	5.0				6					5.0	
7.00	6.0		S-4	SS	7	1.6	0.2	0.2		6.0	
6.00	7.0				11					7.0	
5.00	8.0	S-5	SS	11	1.7	0.2	0.2	8.0			
4.00	9.0			10				9.0			
3.00	10.0	S-6	SS	5	1.6	0.2	0.2	10.0			
2.00	11.0			7				11.0			
1.00	12.0	S-7	SS	11	1.6	0.2	0.2	12.0			
0.00	13.0			9				13.0			
1.00	14.0	S-8	SS	2	1.6	0.2	0.2	14.0			
2.00	15.0			4				15.0			
3.00	16.0			6				16.0			
4.00	17.0			7				17.0			
5.00	18.0							18.0			
6.00	19.0							19.0			
7.00	20.0							20.0			
8.00	21.0							21.0			
9.00	22.0							22.0			
10.00	23.0							23.0			
11.00	24.0							24.0			
12.00	25.0							25.0			
13.00	26.0							26.0			
14.00	27.0							27.0			
	28.0							28.0			

BOTTOM OF BOREHOLE @ 15.0'
 NOTES:
 1) Groundwater encountered at 14.0' during drilling.

BAKER

TEST BORING LOG

BOREHOLE NUMBER:

80-0A-SB02

SHEET: 1 OF 1

PROJECT NUMBER: 62470-274
 PROJECT NAME: SITE 80 - PARADISE POINT GOLF COURSE MAINTENANCE AREA
 LOCATION: MCB CAMP LEJEUNE, NC
 DRILLING COMPANY: HARDIN-HUBER, INC.
 RIG TYPE & NUMBER: ATV
 DRILLING METHOD: HOLLOW STEM AUGERS
 WEATHER: SUNNY
 GEOLOGIST: J.E. ZIMMERMAN
 ENV. SCIENTIST: L.H. JOHNSON
 DATE BEGUN: 11/3/94 DATE COMPLETED: 11/3/94

GROUND SURFACE ELEVATION: 16.85' msl
 TOTAL DEPTH: 17.0' bgs

ELEVATION	DEPTH	SOIL SAMPLES	SAMPLE NO	SAMPLE METHOD	BLOWS/5'	RECOVERY	PIED (PPM)		LITHOLOGY	DESCRIPTION	DEPTH
							BG	PS			
16:00	0.0		S-1	SS	-	-	-	-		SILTY SAND: fine grained, trace wood at surface, trace clay, dark brown/brown, damp, very loose to medium dense	0.0
15:00	1.0		S-2	SS	11	0.7	0.2	0.2			1.0
14:00	2.0				12						2.0
13:00	3.0		S-3	SS	5	0.9	0.2	0.2			3.0
12:00	4.0				8						4.0
11:00	5.0		S-4	SS	12	NR	0.2	0.2			5.0
10:00	6.0				9						6.0
9:00	7.0		S-5	SS	5	1.3	0.2	0.2		SILTY CLAY: trace fine grained sand, brown, damp, stiff	7.0
8:00	8.0				4						8.0
7:00	9.0		S-6	SS	4	1.0	0.2	0.2		SAND: fine grained, some to trace silt, occasional trace clay, light brown/light gray, damp to wet, medium dense to dense	9.0
6:00	10.0				9						10.0
5:00	11.0		S-7	SS	7	1.2	0.2	0.2			11.0
4:00	12.0				12						12.0
3:00	13.0		S-8	SS	4	1.9	0.2	0.2			13.0
2:00	14.0				7						14.0
1:00	15.0		S-9	SS	4	1.0	0.2	1.1			15.0
0:00	16.0				7						16.0
	17.0				9						17.0
	18.0										18.0
	19.0										19.0
	20.0										20.0
	21.0										21.0
	22.0										22.0
	23.0										23.0
	24.0										24.0
	25.0										25.0
	26.0										26.0
	27.0										27.0
	28.0										28.0

BOTTOM OF BOREHOLE = 17.0'
 NOTES:
 1) Groundwater encountered at 15.5' during drilling

BAKER

TEST BORING LOG

BOREHOLE NUMBER:

80-0A-SB03

SHEET: 1 OF: 1

PROJECT NUMBER: 62470-274
 PROJECT NAME: SITE 80 - PARADISE POINT GOLF COURSE MAINTENANCE AREA
 LOCATION: MCB CAMP LEJEUNE, NC
 DRILLING COMPANY: HARDIN-HUBER, INC.
 RIG TYPE & NUMBER: ATV
 DRILLING METHOD: HOLLOW STEM AUGERS
 WEATHER: SUNNY
 GEOLOGIST: J.E. ZIMMERMAN
 ENV. SCIENTIST: L.H. JOHNSON
 DATE BEGUN: 11/3/94 DATE COMPLETED: 11/3/94

GROUND SURFACE ELEVATION: 16.73' msl
 TOTAL DEPTH: 17.0' bgs

ELEVATION	DEPTH	SOIL SAMPLES	SAMPLE NO.	SAMPLE METHOD	BLOWS/6"	RECOVERY	PID (PPM)		LITHOLOGY	DESCRIPTION	DEPTH
							BG	PS			
16:00	0.0		S-1	SS	-	-	0.3	0.3		SILTY SAND: fine grained, trace wood at surface, trace to little clay, dark brown/brown, damp, very loose/medium dense	0.0
15:00	1.0		S-2	SS	8	0.9	0.2	0.2			1.0
14:00	2.0				5						2.0
13:00	3.0				7						3.0
12:00	4.0		S-3	SS	3	1.1	0.2	0.2			4.0
11:00	5.0				7						5.0
10:00	6.0		S-4	SS	3	1.8	0.2	0.2		7 to 7.5' SILTY CLAY: trace fine grained sand	6.0
9:00	7.0				4						7.0
8:00	8.0		S-5	SS	2	1.2	0.3	0.3		SAND: fine grained, trace silt, light brown/light gray, damp to wet, medium dense	8.0
7:00	9.0				5						9.0
6:00	10.0		S-6	SS	3	1.2	0.2	0.2			10.0
5:00	11.0				4						11.0
4:00	12.0		S-7	SS	2	1.4	0.3	0.3			12.0
3:00	13.0				9						13.0
2:00	14.0		S-8	SS	5	1.5	0.2	0.2			14.0
1:00	15.0				7						15.0
0:00	16.0		S-9	SS	2	1.3	0.2	0.2			16.0
1:00	17.0				2						17.0
1:00	18.0				7						18.0
2:00	19.0				10						19.0
3:00	20.0										20.0
4:00	21.0										21.0
5:00	22.0										22.0
6:00	23.0										23.0
7:00	24.0										24.0
8:00	25.0										25.0
9:00	26.0										26.0
10:00	27.0										27.0
11:00	28.0										28.0

BOTTOM OF BOREHOLE = 17.0'

NOTES:

- 1) Groundwater encountered at 15.5' during drilling.

BAKER

TEST BORING LOG

BOREHOLE NUMBER:

80-0A-SB06

SHEET: 1 OF 1

PROJECT NUMBER: 62470-274
 PROJECT NAME: SITE 80 - PARADISE POINT GOLF COURSE MAINTENANCE AREA
 LOCATION: MCB CAMP LEJEUNE, NC
 DRILLING COMPANY: HARDIN-HUBER, INC
 RIG TYPE & NUMBER: ATV
 DRILLING METHOD: HOLLOW STEM AUGERS
 WEATHER: SUNNY
 GEOLOGIST: M K. DEJOHN
 ENV. SCIENTIST: M. D. SMITH
 DATE BEGUN: 11/4/94 DATE COMPLETED: 11/4/94

GROUND SURFACE ELEVATION: 16.47' msl
 TOTAL DEPTH: 15.0' bgs

ELEVATION	DEPTH	SOIL SAMPLES	SAMPLE NO	SAMPLE METHOD	BLONS/6"	RECOVERY	PID (PPH)		LITHOLOGY	DESCRIPTION	DEPTH
							BG	PS			
16.00	0.0		S-1	SS	-	-	-	-		SILT: trace clay and roots, dark brown, damp	0.0
15.00	1.0		S-2	SS	4	0.8	0.0	0.3		SILTY CLAY: trace fine grained sand, brown/orange, damp, stiff	1.0
14.00	2.0		S-3	SS	8	1.3	0.0	0.6		CLAYEY SILT: trace fine grained sand, trace roots, brown/orange, medium stiff	2.0
13.00	3.0		S-4	SS	6	1.4	0.0	0.6		SAND: fine grained, some to trace silt, occasional trace clay, brown/orange/gray/buff, damp to wet, medium dense	3.0
12.00	4.0		S-5	SS	4	1.4	0.0	0.6			4.0
11.00	5.0		S-6	SS	5	1.3	0.0	0.6		5.0	
10.00	6.0		S-7	SS	10	1.6	0.0	0.6		6.0	
9.00	7.0		S-8	SS	5	1.7	0.0	0.6		7.0	
8.00	8.0				12					8.0	
7.00	9.0				3					9.0	
6.00	10.0				8					10.0	
5.00	11.0				8					11.0	
4.00	12.0				12					12.0	
3.00	13.0				16					13.0	
2.00	14.0				17					14.0	
1.00	15.0				9					15.0	
0.00	16.0				9					16.0	
	17.0				12					17.0	
	18.0									18.0	
	19.0									19.0	
	20.0									20.0	
	21.0									21.0	
	22.0									22.0	
	23.0									23.0	
	24.0									24.0	
	25.0									25.0	
	26.0									26.0	
	27.0									27.0	
	28.0									28.0	

BOTTOM OF BOREHOLE = 15.0'
 NOTES:
 1) Groundwater encountered at 13.0' during drilling

APPENDIX A.2
WELL CONSTRUCTION LOGS

BAKER		WELL CONSTRUCTION LOG							BOREHOLE NUMBER: 80-M14031W			
									SHEET: 3 OF 3			
ELEVATION	DEPTH	SOIL SAMPLES	SAMPLE NO.	SAMPLE METHOD	BLOWS/0.5'	RECOVERY (FT)	PTD (PPM)		LITHOLOGY	DESCRIPTION	DEPTH	WELL INSTALLATION
							BG	PS				
36.00	50.0									SAND: Fine grained, little to trace silt, light gray/light brown, damp to wet, medium dense/dense/very dense/loose	50.0	
37.00	51.0										51.0	
38.00	52.0										52.0	
39.00	53.0										53.0	
40.00	54.0		S-16	SS						SAND: Fine grained, trace silt, trace shell fragments, light grayish green, wet, medium dense/dense/very dense	54.0	
41.00	55.0										55.0	
42.00	56.0										56.0	
43.00	57.0										57.0	
44.00	58.0		S-17	SS	8	1.8	0.2	0.2			58.0	
45.00	59.0				12						59.0	
46.00	60.0				14						60.0	
47.00	61.0				23						61.0	
48.00	62.0										62.0	
49.00	63.0		S-18	SS	22	2.0	0.2	0.2			63.0	
50.00	64.0				17						64.0	
51.00	65.0				28						65.0	
52.00	66.0				38						66.0	
53.00	67.0										67.0	
54.00	68.0		S-19	SS	22	1.3	0.2	0.2			68.0	
55.00	69.0				28						69.0	
56.00	70.0				34						70.0	
57.00	71.0				44						71.0	
58.00	72.0										72.0	
59.00	73.0										73.0	
60.00	74.0										74.0	
61.00	75.0										75.0	
62.00	76.0										76.0	
63.00	77.0										77.0	
64.00	78.0										78.0	
65.00	79.0										79.0	
66.00	80.0										80.0	
67.00	81.0										81.0	
68.00	82.0										82.0	
BOTTOM OF BOREHOLE 72.5' NOTES: 1) Groundwater encountered @ 14.0' during drilling.												

BAKER

WELL CONSTRUCTION LOG

BOREHOLE NUMBER:

80-MW05

SHEET: 1 OF 2


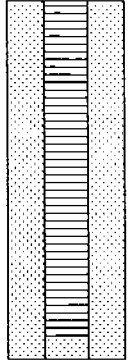
PROJECT NUMBER: 62470-274
 PROJECT NAME: SITE 80 - PARADISE POINT GOLF COURSE MAINTENANCE AREA
 LOCATION: MCB CAMP LEJEUNE, NC
 DRILLING COMPANY: HARDIN-HUBER, INC.
 RIG TYPE & NUMBER: TRUCK RIG
 DRILLING METHOD: AUGERS
 WEATHER: SUNNY, HOT, HUMID
 GEOLOGIST: J.E. ZIMMERMAN
 ENV SCIENTIST: L.H. JOHNSON
 DATE BEGUN: 11/4/94 DATE COMPLETED: 11/4/94

GROUND SURFACE ELEVATION: 16.22' msl
 TOP OF PVC CASING ELEVATION: 18.54' msl

WELL DETAILS (FT)

STICKUP: 2.5
 LENGTH OF RISER (2" I.D.): 12.0
 LENGTH OF SCREEN (2" I.D.): 15.0
 THICKNESS OF GROUT: 8.0
 THICKNESS OF SEAL: 2.0
 THICKNESS OF SAND PACK: 17.0

ELEVATION	DEPTH	SOIL SAMPLES	SAMPLE NO	SAMPLE METHOD	BLOWS/O. S'	RECOVERY (FT)	PID (PPM)		LITHOLOGY	DESCRIPTION	DEPTH	WELL INSTALLATION
							BG	PS				
28.00	4.0											
19.00	3.0											
18.00	2.0											
17.00	1.0											
16.00	0.0		S-1	SS	-	-	0.2	0.2		SILTY SAND: fine grained, trace of root material at surface, trace to little clay, dark brown/brown, damp, very loose to medium dense	0.0	
15.00	1.0		S-2	SS	3	5	1.5	0.1	0.1		1.0	
14.00	2.0				5	9					2.0	
13.00	3.0				5	9					3.0	
12.00	4.0		S-3	SS	8	14	1.2	0.2	0.2	SILTY CLAY: trace to little fine grained sand, brown/light gray, damp, stiff/medium dense/very stiff	4.0	
11.00	5.0				13	14					5.0	
10.00	6.0		S-4	SS	14	18	1.7	0.2	0.2		6.0	
9.00	7.0				9	15					7.0	
8.00	8.0		S-5	SS	10	12	1.0	0.2	0.2		8.0	
7.00	9.0				4	10					9.0	
6.00	10.0		S-6	SS	10	12	1.7	0.2	0.2	SAND: fine grained, trace silt, brown/light gray, damp to wet, medium dense	10.0	
5.00	11.0				3	7					11.0	
4.00	12.0		S-7	SS	7	18	1.3	0.2	0.2		12.0	
3.00	13.0				3	21					13.0	
2.00	14.0		S-8	SS	5	12	1.0	0.2	0.2		14.0	
1.00	15.0				3	11					15.0	
0.00	16.0		S-9	SS	5	10	1.3	0.2	0.2		16.0	
1.00	17.0				6	11					17.0	
2.00	18.0		S-10	SS	11	12	1.2	0.2	0.2		18.0	
3.00	19.0				4	17					19.0	
4.00	20.0		S-11	SS	5	12	1.3	0.2	0.2		20.0	
5.00	21.0				4	18					21.0	
6.00	22.0		S-12	SS	5	8	1.2	0.2	0.2		22.0	
7.00	23.0				7						23.0	
8.00	24.0									SAND: fine grained, trace to little silt, trace clay, light gray, wet, loose/medium dense	24.0	

BAKER		WELL CONSTRUCTION LOG						BOREHOLE NUMBER: 80-M405				
								SHEET: 2 OF 2				
ELEVATION	DEPTH	SOIL SAMPLES	SAMPLE NO.	SAMPLE METHOD	BLMS/O.5'	RECOVERY (FT)	PID (PPM)		LITHOLOGY	DESCRIPTION	DEPTH	WELL INSTALLATION
							BG	PS				
1-00	20.0									20.0		
5-00	21.0		S-12	SS	4	12	0.2	0.2	SAND: Fine grained, trace silt, brown/light gray, damp to wet, medium dense	21.0		
6-00	22.0				5					22.0		
7-00	23.0			8						23.0		
8-00	24.0		S-13	SS	2	11	0.2	0.2	SAND: Fine grained, trace to little silt, trace clay, light gray, wet, loose/medium dense	24.0		
9-00	25.0				4					25.0		
10-00	26.0				5					26.0		
11-00	27.0		S-14	SS	4	13	0.2	0.2		27.0		
12-00	28.0				8					28.0		
13-00	29.0				5					29.0		
14-00	30.0				5					30.0		
15-00	31.0				5					31.0		
16-00	32.0				5					32.0		
17-00	33.0				5					33.0		
18-00	34.0				5					34.0		
19-00	35.0				5					35.0		
20-00	36.0				5					36.0		
21-00	37.0				5					37.0		
22-00	38.0				5					38.0		
23-00	39.0				5					39.0		
24-00	40.0				5					40.0		
25-00	41.0				5					41.0		
26-00	42.0				5					42.0		
27-00	43.0				5					43.0		
28-00	44.0				5					44.0		
29-00	45.0				5					45.0		
30-00	46.0				5					46.0		
31-00	47.0				5					47.0		
32-00	48.0				5					48.0		
33-00	49.0				5					49.0		
34-00	50.0				5					50.0		
35-00	51.0				5					51.0		
36-00	52.0				5					52.0		
BOTTOM OF BOREHOLE @ 27.5' NOTES: 1) Groundwater encountered @ 14' during drilling												

BAKER		WELL CONSTRUCTION LOG							BOREHOLE NUMBER: 80-M406			
									SHEET: 2 OF: 2			
ELEVATION	DEPTH	SOIL SAMPLES	SAMPLE NO	SAMPLE METHOD	BLOWS/0.5'	RECOVERY (FT)	PIB (PPM)		LITHOLOGY	DESCRIPTION	DEPTH	WELL INSTALLATION
							BG	PS				
4-00	20.0											
5-00	21.0				9	1.1	0.0	0.0		SAND: fine to medium grained, some to little silt, orange/brown/gray, wet, medium dense to dense		
6-00	22.0		S-12	SS	17							
7-00	23.0				28							
8-00	24.0		S-13	SS	12	1.0	0.0	0.0				
9-00	25.0				19							
10-00	26.0		S-14	SS	16	1.0	0.0	0.0				
11-00	27.0				18							
12-00	28.0				23							
13-00	29.0				26							
14-00	30.0											
15-00	31.0											
16-00	32.0											
17-00	33.0											
18-00	34.0											
19-00	35.0											
20-00	36.0											
21-00	37.0											
22-00	38.0											
23-00	39.0											
24-00	40.0											
25-00	41.0											
26-00	42.0											
27-00	43.0											
28-00	44.0											
29-00	45.0											
30-00	46.0											
31-00	47.0											
32-00	48.0											
33-00	49.0											
34-00	50.0											
35-00	51.0											
36-00	52.0											
BOTTOM OF BOREHOLE @ 27.5' NOTES: 1) Groundwater encountered @ 14.5' during drilling												

BAKER

WELL CONSTRUCTION LOG

BOREHOLE NUMBER:

80-MW07

SHEET: 2 OF 2

ELEVATION	DEPTH	SOIL SAMPLES	SAMPLE NO	SAMPLE METHOD	BLOWS/0.5'	RECOVERY (FT)	PTD (PPH)		LITHOLOGY	DESCRIPTION	DEPTH	WELL INSTALLATION
							BG	PS				
4:00	20.0											
5:00	21.0				10					SAND: fine grained, trace silt, light gray/buff, wet, medium dense/loose	20.0	
6:00	22.0		S-12	SS	15	1.1	0.2	0.2			21.0	
7:00	23.0				14						22.0	
8:00	24.0		S-13	SS	6	1.1	0.2	0.2		SAND: fine to medium grained, trace silt, light gray, wet, medium dense	23.0	
9:00	25.0				7						24.0	
10:00	26.0		S-14	SS	3	1.8	0.2	0.2			25.0	
11:00	27.0				7						26.0	
12:00	28.0				4						27.0	
13:00	29.0				2						28.0	
14:00	30.0				2						29.0	
15:00	31.0				1						30.0	
16:00	32.0										31.0	
17:00	33.0										32.0	
18:00	34.0										33.0	
19:00	35.0										34.0	
20:00	36.0										35.0	
21:00	37.0										36.0	
22:00	38.0										37.0	
23:00	39.0										38.0	
24:00	40.0										39.0	
25:00	41.0										40.0	
26:00	42.0										41.0	
27:00	43.0										42.0	
28:00	44.0										43.0	
29:00	45.0										44.0	
30:00	46.0										45.0	
31:00	47.0										46.0	
32:00	48.0										47.0	
33:00	49.0										48.0	
34:00	50.0										49.0	
35:00	51.0										50.0	
36:00	52.0										51.0	
											52.0	

BOTTOM OF BOREHOLE • 28.0'

NOTES:

1) Groundwater encountered • 14.5' during drilling

BAKER

WELL CONSTRUCTION LOG

BOREHOLE NUMBER

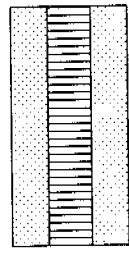
80-MW08

SHEET 2 OF 2

ELEVATION	DEPTH	SOIL SAMPLES	SAMPLE NO.	SAMPLE METHOD	BLOBS/O 5'	RECOVERY (FT)	PID (PPM)		LITHOLOGY	DESCRIPTION	DEPTH	WELL INSTALLATION
							BG	PS				
5:00	20.0											
6:00	21.0											
7:00	22.0		S-12	SS	1.0							
8:00	23.0											
9:00	24.0		S-13	SS	2.0							
10:00	25.0											
11:00	26.0											
12:00	27.0											
13:00	28.0											
14:00	29.0											
15:00	30.0											
16:00	31.0											
17:00	32.0											
18:00	33.0											
19:00	34.0											
20:00	35.0											
21:00	36.0											
22:00	37.0											
23:00	38.0											
24:00	39.0											
25:00	40.0											
26:00	41.0											
27:00	42.0											
28:00	43.0											
29:00	44.0											
30:00	45.0											
31:00	46.0											
32:00	47.0											
33:00	48.0											
34:00	49.0											
35:00	50.0											
36:00	51.0											
37:00	52.0											

SAND: fine grained, trace to some silt, trace to little clay, gray w/iron staining/black and orangish brown, wet, medium dense/ loose @ 21-23'

BOTTOM OF BOREHOLE @ 25.0'
 NOTES
 1) Groundwater encountered @ 12.0' during drilling



SOIL SAMPLES
 S-12 SS
 S-13 SS

BLOBS/O 5'
 1.0
 2.0

RECOVERY (FT)
 1.0
 2.0

PID (PPM)
 BG PS

LITHOLOGY

DESCRIPTION

DEPTH

WELL INSTALLATION

APPENDIX A.3
BACKGROUND TEST BORING LOGS

BAKER

TEST BORING LOG

BOREHOLE NUMBER:

80-BB-SB02

SHEET 1 OF 1

PROJECT NUMBER: 62470-274
 PROJECT NAME: SITE 80 - PARADISE POINT GOLF COURSE MAINTENANCE AREA
 LOCATION: MCB CAMP LEJEUNE, NC
 DRILLING COMPANY: HARDIN-HUBER, INC.
 RIG TYPE & NUMBER: ATV
 DRILLING METHOD: HOLLOW STEM AUGERS
 WEATHER: SUNNY
 GEOLOGIST: M K DEJOHN
 ENV SCIENTIST: M.D SMITH
 DATE BEGUN: 11/4/94 DATE COMPLETED: 11/4/94

GROUND SURFACE ELEVATION: 16.70' msl
 TOTAL DEPTH: 15.0' bgs

ELEVATION	DEPTH	SOIL SAMPLES	SAMPLE NO.	SAMPLE METHOD	BLOWS/G*	RECOVERY	PTD (PPM)		LITHOLOGY	DESCRIPTION	DEPTH
							BG	PS			
16:00	0.0		S-1	SS	-	-	-	BG		SILTY CLAY: trace fine grained sand, trace roots, brown, damp	0.0
15:00	1.0		S-2	SS	1	13	00	BG		SILT: trace clay, trace fine grained sand, brown, damp, stiff	1.0
14:00	2.0				2						2.0
13:00	3.0				3						3.0
12:00	4.0		S-3	SS	4	12	00	BG			4.0
11:00	5.0				5						5.0
10:00	6.0		S-4	SS	6	16	00	BG		CLAY: trace silt and fine grained sand, brown/orange/gray, damp, stiff	6.0
9:00	7.0				7						7.0
8:00	8.0		S-5	SS	5	13	00	BG			8.0
7:00	9.0				6						9.0
6:00	10.0		S-6	SS	7	18	00	BG		SAND: little clay, trace silt, orange/gray, damp to moist, medium dense	10.0
5:00	11.0				8						11.0
4:00	12.0		S-7	SS	16	18	00	BG			12.0
3:00	13.0				5						13.0
2:00	14.0		S-8	SS	1	14	00	-		CLAY: trace silt, soft, wet	14.0
1:00	15.0				2						15.0
0:00	16.0				3						16.0
	17.0										17.0
	18.0										18.0
	19.0										19.0
	20.0										20.0
	21.0										21.0
	22.0										22.0
	23.0										23.0
	24.0										24.0
	25.0										25.0
	26.0										26.0
	27.0										27.0
	28.0										28.0

BOTTOM OF BOREHOLE * 15.0'
 NOTES:
 1) Groundwater encountered at 14.0' during drilling.

BAKER

TEST BORING LOG

BOREHOLE NUMBER

80-BB-SB03

SHEET: 1 OF 1

PROJECT NUMBER: 62470-274
 PROJECT NAME: SITE 80 - PARADISE POINT GOLF COURSE MAINTENANCE AREA
 LOCATION: MCB CAMP LEJEUNE, NC
 DRILLING COMPANY: HARDIN-HUBER, INC.
 RIG TYPE & NUMBER: ATV
 DRILLING METHOD: HOLLOW STEM AUGERS
 WEATHER: SUNNY
 GEOLOGIST: M. K. DEJOHN
 ENV SCIENTIST: M. D. SMITH
 DATE BEGUN: 11/5/94 DATE COMPLETED: 11/5/94

GROUND SURFACE ELEVATION: 16.97' msl
 TOTAL DEPTH: 15.0' bgs

ELEVATION	DEPTH	SOIL SAMPLES	SAMPLE NO	SAMPLE METHOD	BLOWS/6"	RECOVERY	PTD (PPH)		LITHOLOGY	DESCRIPTION	DEPTH
							BG	PS			
16.00	0.0		S-1	SS	-	-	-	-		SILT: trace to some clay, little fine grained sand at 6-7', brown, damp, soft to hard	0.0
15.00	1.0		S-2	SS	1	0.8	0.0	BG			1.0
14.00	2.0				3						2.0
13.00	3.0				11						3.0
12.00	4.0		S-3	SS	10	1.5	0.0	BG			4.0
11.00	5.0				15						5.0
10.00	6.0		S-4	SS	10	1.2	0.0	0.6			6.0
9.00	7.0				26						7.0
8.00	8.0		S-5	SS	6	1.5	0.0	0.7		SAND: fine grained, trace to little silt, occasional trace clay, gray to brown, damp to wet, medium dense	8.0
7.00	9.0				8						9.0
6.00	10.0		S-6	SS	6	1.8	0.0	BG			10.0
5.00	11.0				8						11.0
4.00	12.0		S-7	SS	5	1.6	0.0	BG			12.0
3.00	13.0				7						13.0
2.00	14.0		S-8	SS	5	1.4	0.0	BG			14.0
1.00	15.0				5						15.0
0.00	16.0				6						16.0
	17.0				7						17.0
	18.0										18.0
	19.0										19.0
	20.0										20.0
	21.0										21.0
	22.0										22.0
	23.0										23.0
	24.0										24.0
	25.0										25.0
	26.0										26.0
	27.0										27.0
	28.0										28.0

BOTTOM OF BOREHOLE @ 15.0'
 NOTES:
 1) Groundwater encountered at 14.0' during drilling

APPENDIX B
SAMPLE DOCUMENTATION

APPENDIX B.1
CHAIN-OF-CUSTODY RECORDS



ANALYSIS REQUEST AND CHAIN OF CUSTODY RECORD*

COC # 80001
Reference Document No. 325352
Page 1 of 2

Project Name/No. ¹ CTO-0274 Samples Shipment Date ⁷ _____
 Sample Team Members ² _____ Lab Destination ⁸ _____
 Profit Center No. ³ _____ Lab Contact ⁹ S. SCHNEIDER
 Project Manager ⁴ MATT BARTMAN Project Contact/Phone ¹² _____
 Purchase Order No. ⁶ _____ Carrier/Waybill No. ¹³ _____
 Required Report Date ¹¹ 28 DAY TURN.

Bill to: ⁵ BAKER ENVIRONMENTAL
 Report to: ¹⁰ MATT BARTMAN
 BAKER ENVIRONMENTAL

ONE CONTAINER PER LINE

Sample Number ¹⁴	Sample Description/Type ¹⁵	Date/Time Collected ¹⁶	Container Type ¹⁷	Sample Volume ¹⁸	Pre-servative ¹⁹	Requested Testing Program ²⁰	Condition on Receipt ²¹	Disposal Record No. ²²
80-RS-01	LIQUID SPLIT SPON RISATE	11/1/94 1107	G/P			TCL-ORGANICS TAG-INORGANICS		
80-TB-01	LIQUID BLANK TRIP	11/1/94 1330	G			TCL-ORGANICS *VDA ONLY	FOR LAB USE ONLY	
80-LA-SA02-00	SOIL	11/1/94 0912	G			TCL-ORGANICS TAG-INORGANICS		
80-LA-SB02-06	SOIL	11/1/94 0951	G			TCL-ORGANICS TAG-INORGANICS		
80-LA-SB03-00	SOIL	11/1/94 1022	G			TCL-ORGANICS TAG-INORGANICS	FOR LAB USE ONLY	
80-LA-SB03-06	SOIL	11/1/94 1119	G			TCL-ORGANICS TAG-INORGANICS		
80-LA-SB05-00	SOIL	11/1/94 1353	G			TCL-ORGANICS TAG-INORGANICS		
80-LA-SB05-06	SOIL	11/1/94 1430	G			TCL-ORGANICS TAG-INORGANICS		

COPY

Special Instructions: ²³

Possible Hazard Identification: ²⁴
 Non-hazard Flammable Skin Irritant Poison B Unknown

Sample Disposal: ²⁵
 Return to Client Disposal by Lab Archive _____ (mos.)

Turnaround Time Required: ²⁶
 Normal Rush 28 DAY

QC Level: ²⁷
 I. II. III. Project Specific (specify): _____

1. Relinquished by ²⁸ (Signature/Affiliation) <i>E. Klein</i>	Date: 1 Nov. 1994 Time: 1630H	1. Received by ²⁸ (Signature/Affiliation)	Date: _____ Time: _____
2. Relinquished by (Signature/Affiliation)	Date: _____ Time: _____	2. Received by (Signature/Affiliation)	Date: _____ Time: _____
3. Relinquished by (Signature/Affiliation)	Date: _____ Time: _____	3. Received by (Signature/Affiliation)	Date: _____ Time: _____

Comments: ²⁹ Fed Ex AIR Bill # 13966017
65

Write: To accompany samples
Yellow: Field copy
*See back of form for special instructions.



INTERNATIONAL
TECHNOLOGY
CORPORATION

**ANALYSIS REQUEST AND
CHAIN OF CUSTODY RECORD (cont.)***

COC # 80001

Reference Document No. 325352

Page 2 of 2

Project Name MC CAMP LETSUNE

Project No. CTO - 0274

Samples Shipment Date 11/1/94

ONE CONTAINER PER LINE

Sample Number	Sample Description/Type	Date/Time Collected	Container Type	Sample Volume	Pre-servative	Requested Testing Program	Condition on Receipt	Disposal Record No.
80-MA-SB04-08	SOIL	11/1/94 1456	G			TCL-ORGANICS TAL-INORGANICS		
80-MA-SB04-06	SOIL	11/1/94 1530	G			TCL-ORGANICS TAL-INORGANICS		
							FOR LAB USE ONLY	
							FOR LAB USE ONLY	
							FOR LAB USE ONLY	
							FOR LAB USE ONLY	
							FOR LAB USE ONLY	
							FOR LAB USE ONLY	
							FOR LAB USE ONLY	
							FOR LAB USE ONLY	
							FOR LAB USE ONLY	
							FOR LAB USE ONLY	
							FOR LAB USE ONLY	
							FOR LAB USE ONLY	
							FOR LAB USE ONLY	
							FOR LAB USE ONLY	
							FOR LAB USE ONLY	

COPY

Write: To accompany samples
Yellow: Field copy
*See back of form for special instructions.



**INTERNATIONAL
TECHNOLOGY
CORPORATION**

**ANALYSIS REQUEST AND
CHAIN OF CUSTODY RECORD***

C.O.C # 8000a
Reference Document # 325353
Page 1 of 2

Project Name/No. ¹ CTO-274
Sample Team Members ²
Profit Center No. ³
Project Manager ⁴ MATT BARTMAN
Purchase Order No. ⁶
Required Report Date ¹¹ 28-DAYS

Samples Shipment Date ⁷
Lab Destination ⁸
Lab Contact ⁹
Project Contact/Phone ¹²
Carrier/Waybill No. ¹³ Fed-ex 1396601743

Bill to: ⁵ BAKER ENVIRONMENTAL INC
Report to: ¹⁰ MATT BARTMAN

ONE CONTAINER PER LINE

Sample Number ¹⁴	Sample Description/Type ¹⁵	Date/Time Collected ¹⁶	Container Type ¹⁷	Sample Volume ¹⁸	Pre-servative ¹⁹	Requested Testing Program ²⁰	Condition on Receipt ²¹	Disposal Record No. ²²
80-MA-SB02-00	SOIL	11/1/94 1608	G			TCL-ORGANICS TAL-INORGANICS	FOR LAB USE ONLY	
80-MA-SB02-06	SOIL	11/1/94 1630	G			TCL-ORGANICS TAL-INORGANICS		
80-RS-02	* S.S. Slur. LIQUID	11/2/94 0215	G/P			TCL-ORGANICS TAL-INORGANICS	FOR LAB USE ONLY	
80-TB-02	LIQUID	11/2/94 1000	G			TCL-ORGANICS		
80-LA-SB04-00*	SOIL	11/2/94 1317	G			TCL-ORGANICS TAL-INORGANICS	FOR LAB USE ONLY	
80-LA-SB04-00D	SOIL	11/2/94 1317	G			TCL-ORGANICS TAL-INORGANICS		
80-SM-SB01-00	SOIL	11/2/94 1110	G			TCL-ORGANICS TAL-INORGANICS		
80-SM-SB02-00	SOIL	11/2/94 1125	G			TCL-ORGANICS TAL-INORGANICS		

Special Instructions: ²³

Possible Hazard Identification: ²⁴

Non-hazard Flammable Skin Irritant Poison B Unknown

Sample Disposal: ²⁵

Return to Client Disposal by Lab Archive _____ (mos.)

Turnaround Time Required: ²⁶

Normal Rush 28-DAY TURN.

QC Level: ²⁷

I. II. III. Project Specific (specify):

1. Relinquished by ²⁸
(Signature/Affiliation) Peter A. Mondry

Date: 11/2/94
Time: 1630

1. Received by ²⁸
(Signature/Affiliation)

Date:
Time:

2. Relinquished by
(Signature/Affiliation)

Date:
Time:

2. Received by
(Signature/Affiliation)

Date:
Time:

3. Relinquished by
(Signature/Affiliation)

Date:
Time:

3. Received by
(Signature/Affiliation)

Date:
Time:

Comments: ²⁹ * DO NOT ANALYZE "HOLD"

* ms/msd - PROVIDED

White: To accompany samples

Yellow: Field copy

* See back of form for special instructions.



ANALYSIS REQUEST AND CHAIN OF CUSTODY RECORD (cont.)*

C.O.C. # 80002

Reference Document No. 30

Page 2 of 2

Project Name CTO-274

Project No. CTO-274

Samples Shipment Date _____

ONE CONTAINER PER LINE

Sample 14 Number	Sample 15 Description/Type	Date/Time 16 Collected	Container 17 Type	Sample 18 Volume	Pre-19 servative	Requested Testing 20 Program	Condition on 21 Receipt	Disposal 22 Record No.
80-SM-SB02-03	Soil	11/2/94 1140	G			TCL-ORGANICS TAL-INORGANICS		
80-SM-SB03-00	Soil	11/2/94 1155	G			TCL-ORGANICS TAL-INORGANICS	* note ms/msd provided	
80-SM-SB03-00D	Soil	11/2/94 1155	G			TCL-ORGANICS TAL-INORGANICS	FOR LAB USE ONLY	
80-MA-SB01-00	Soil	11/2/94 0850	G			TCL-ORGANICS TAL-INORGANICS	* note ms/msd provided	
80-MA-SB01-06	Soil	11/2/94 0930	G			TCL-ORGANICS TAL-INORGANICS	* note ms/msd provided	
80-MA-SB03-00	Soil	11/2/94 1022	G			TCL-ORGANICS TAL-INORGANICS	FOR LAB USE ONLY	
80-MA-SB03-06	Soil	11/2/94 1046	G			TCL-ORGANICS TAL-INORGANICS	FOR LAB USE ONLY	
80-MA-SB01-00D	Soil	11/2/94 0850	G			TCL-ORGANICS TAL-INORGANICS	FOR LAB USE ONLY	
80-MA-SB01-06D	Soil	11/2/94 0930	G			TCL-ORGANICS TAL-INORGANICS	FOR LAB USE ONLY	
80- LA - SM								
80-LA-SB04-06	Soil	11/2/94 1358	G			TCL-ORGANICS TAL-INORGANICS	* note ms/msd provided	
80-LA-SB04-06D	Soil	11/2/94 1358	G			TCL-ORGANICS TAL-INORGANICS	FOR LAB USE ONLY	
80-LA-SB06-00	Soil	11/2/94 1510	G			TCL-ORGANICS TAL-INORGANICS	FOR LAB USE ONLY	
80-LA-SB06-00	Soil	11/2/94 1537	G			TCL-ORGANICS TAL-INORGANICS	FOR LAB USE ONLY	
							FOR LAB USE ONLY	
							FOR LAB USE ONLY	
							FOR LAB USE ONLY	
							FOR LAB USE ONLY	

COPY

Write: To accompany samples

Yellow: Field copy

* See back of form for special instructions.



**INTERNATIONAL
TECHNOLOGY
CORPORATION**

**ANALYSIS REQUEST AND
CHAIN OF CUSTODY RECORD***

C.O.C. # 80003
Reference Document # 325355
Page 1 of 2

Project Name/No. ¹ CTO-274
Sample Team Members ²
Profit Center No. ³
Project Manager ⁴ MAT BARTMAN
Purchase Order No. ⁶
Required Report Date ¹¹ 28-DAY TURN

Samples Shipment Date ⁷
Lab Destination ⁸
Lab Contact ⁹
Project Contact/Phone ¹²
Carrier/Waybill No. ¹³ 1396601732

Bill to: ⁵ BAKER ENVIRONMENTAL
Report to: ¹⁰ MAT BARTMAN

ONE CONTAINER PER LINE

Sample Number ¹⁴	Sample Description/Type ¹⁵	Date/Time Collected ¹⁶	Container Type ¹⁷	Sample Volume ¹⁸	Pre-servative ¹⁹	Requested Testing Program ²⁰	Condition on Receipt ²¹	Disposal Record No. ²²
80-LA-SB07-00	SOIL	11/2/94 1422	G			TCL-ORGANICS TAL-INORGANICS	FOR LAB USE ONLY	
80-LA-SB07-00	SOIL	11/2/94 1427	G			TCL-ORGANICS TAL-INORGANICS		
80-SM-SB04-00	SOIL	11/3/94 0950	G			TCL-ORGANICS TAL-INORGANICS		
80-SM-SB05-00	SOIL	11/3/94 0930	G			TCL-ORGANICS TAL-INORGANICS		
80-SM-SB06-00	SOIL	11/3/94 0930	G			TCL-ORGANICS TAL-INORG.		
80-SM-SB06-03	SOIL	11/3/94 0940	G			TCL-ORG. TAL-INORG.		
80-SM-SB07-00	SOIL	11/3/94 0958	G			TCL-ORG. TAL-INORG.		
80-SM-SB08-00	SOIL	11/3/94 1109	G			TCL-ORG. TAL-INORG.		

COPY

Special Instructions: ²³

Possible Hazard Identification: ²⁴
 Non-hazard Flammable Skin Irritant Poison B Unknown

Sample Disposal: ²⁵
 Return to Client Disposal by Lab Archive _____ (mos.)

Turnaround Time Required: ²⁶
 Normal Rush 28-DAY TURN

QC Level: ²⁷
 I. II. III. Project Specific (specify): _____

1. Relinquished by ²⁸ (Signature/Affiliation) <i>[Signature]</i>	Date: 11/3/94 Time: 1700	1. Received by ²⁸ (Signature/Affiliation)	Date: _____ Time: _____
2. Relinquished by (Signature/Affiliation)	Date: _____ Time: _____	2. Received by (Signature/Affiliation)	Date: _____ Time: _____
3. Relinquished by (Signature/Affiliation)	Date: _____ Time: _____	3. Received by (Signature/Affiliation)	Date: _____ Time: _____

Comments: ²⁹ FED EX BILL # 1396601732

White: To accompany samples
Yellow: Field copy
*See back of form for special instructions.



INTERNATIONAL
TECHNOLOGY
CORPORATION

**ANALYSIS REQUEST AND
CHAIN OF CUSTODY RECORD (cont.)***

C.O.C. # 80 003
Reference Document No. 325355
Page 2 of 2

Project Name CTO-274

Project No. CTO-274

Samples Shipment Date _____

ONE CONTAINER PER LINE

Sample 14 Number	Sample 15 Description/Type	Date/Time 16 Collected	Container 17 Type	Sample 18 Volume	Pre-19 servative	Requested Testing Program 20	Condition on 21 Receipt	Disposal 22 Record No.
80-SM-SB09-00	SOIL	11/3/94 1040	G			TCL-ORG. TAL-INVORG.		
80-SM-SB09-03	SOIL	11/3/94 1040	G			TCL-ORG. TAL-INVORG.	FOR LAB USE ONLY	
80-SM-SB10-00	SOIL	11/3/94 1015	G			TCL-ORG. TAL-INVORG.	FOR LAB USE ONLY	
80-PA-SB02-00	SOIL	11/3/94 1133	G			TCL-ORG. TAL-INVORG.	FOR LAB USE ONLY	
80-DA-SB01-00	SOIL	11/3/94 1145	G			TCL-ORG. TAL-INVORG.	FOR LAB USE ONLY	
80-RS-03	Bucket Ager LIQUID RINSATE	11/3/94 0845	G/P		HCL/ HNO3	TCL-ORG. TAL-INVORG.		
80-TB-03	LIQUID	11/3/94 1515	G		HCL	TCL-ORG TRIP BLANK.	FOR LAB USE ONLY	
80-OA-SB01-00	SOIL	11/3/94 0935	G			TCL-ORG. TAL-INVORG.	* MSLMSD PROVIDED	
80-DA-SB01-00D	SOIL	11/3/94 0935	G			TCL-ORG. TAL-INVORG.	FOR LAB USE ONLY	
80-OA-SB01-07	SOIL	11/3/94 1027	G			TCL-ORG. TAL-INVORG.	FOR LAB USE ONLY	
80-OA-SB01-07D	SOIL	11/3/94 1027	G			TCL-ORG. TAL-INVORG.	FOR LAB USE ONLY	
80-OA-SB02-00	SOIL	11/3/94 0841	G			TCL-ORG. TAL-INVORG.	FOR LAB USE ONLY	
80-OA-SB02-07	SOIL	11/3/94 0913	G			TCL-ORG. TAL-INVORG.	FOR LAB USE ONLY	
80-OA-SB03-00	SOIL	11/3/94 1114	G			TCL-ORG. TAL-INVORG.	FOR LAB USE ONLY	
80-OA-SB03-06	SOIL	11/3/94 1155	G			TCL-ORG. TAL-INVORG.	FOR LAB USE ONLY	
							FOR LAB USE ONLY	
							FOR LAB USE ONLY	
							FOR LAB USE ONLY	

COPY

White: To accompany samples
Yellow: Field copy
* See back of form for special instructions.



**INTERNATIONAL
TECHNOLOGY
CORPORATION**

**ANALYSIS REQUEST AND
CHAIN OF CUSTODY RECORD***

C.O.C.# 80004
Reference Document No. 325357
Page 1 of 2

Project Name/No. ¹ CTO-274
Sample Team Members ²
Profit Center No. ³
Project Manager ⁴ MAT BARTMAN
Purchase Order No. ⁶
Required Report Date ¹ 28 DAY TURN

Samples Shipment Date ⁷ 11/4/94
Lab Destination ⁸
Lab Contact ⁹
Project Contact/Phone ¹²
Carrier/Waybill No. ¹³ 139660710

Bill to: ⁵ DAKER ENVIRONMENTAL INC.
Report to: ¹⁰ MAT BARTMAN

ONE CONTAINER PER LINE

Sample Number ¹⁴	Sample Description/Type ¹⁵	Date/Time Collected ¹⁶	Container Type ¹⁷	Sample Volume ¹⁸	Pre-servative ¹⁹	Requested Testing Program ²⁰	Condition on Receipt ²¹	Disposal Record No. ²²
80-0A-SB04-00	SOIL	11/4/94 0849	G			TCL-ORGANICS TAL-INORGANICS	FOR LAB USE ONLY	
80-0A-SB05-06	SOIL	11/4/94 0931	G			TCL-ORG. TAL-INORG.		
80-0A-SB06-04	SOIL	11/4/94 1044	G			TCL-ORG TAL-INORG.		
80-0A-SB06-03	SOIL	11/4/94 1103	G			TCL-ORG. TAL-INORG.	FOR LAB USE ONLY	
80-0A-SB06-06	SOIL	11/4/94 1130	G			TCL-ORG. TAL-INORG.		
80-MW04-00	SOIL	11/3/94 1431	G			TCL-ORG TAL-INORG.		
80-MW04-06	SOIL	11/3/94 1500	G			TCL-ORG. TAL-INORG.		
80-MW05-00	SOIL	11/4/94 0958	G			TCL-ORG TAL-INORG.		

Special Instructions: ²³

Possible Hazard Identification: ²⁴
 Non-hazard Flammable Skin Irritant Poison B Unknown

Sample Disposal: ²⁵
 Return to Client Disposal by Lab Archive _____ (mos.)

Turnaround Time Required: ²⁶
 Normal Rush 28-DAY TURN

QC Level: ²⁷
 I. II. III. Project Specific (specify): _____

1. Relinquished by ²⁸ (Signature/Affiliation) <i>Peter Monday</i>	Date: 11/4/94 Time: 1700	1. Received by ²⁸ (Signature/Affiliation)	Date: _____ Time: _____
2. Relinquished by (Signature/Affiliation)	Date: _____ Time: _____	2. Received by (Signature/Affiliation)	Date: _____ Time: _____
3. Relinquished by (Signature/Affiliation)	Date: _____ Time: _____	3. Received by (Signature/Affiliation)	Date: _____ Time: _____

Comments: ²⁹

White: To accompany samples
Yellow: Field copy
* See back of form for special instructions.



ANALYSIS REQUEST AND CHAIN OF CUSTODY RECORD (cont.)*

C.O.C. # 80 004.
Reference Document No. 30 325357
Page 2 of 2.

Project Name C10-274

Project No. C10-274

Samples Shipment Date 11/14/94

ONE CONTAINER PER LINE

Sample 14 Number	Sample 15 Description/Type	Date/Time 16 Collected	Container 17 Type	Sample 18 Volume	Pre-19 servative	Requested Testing 20 Program	Condition on 21 Receipt	Disposal 22 Record No.
80-MW05-04	Soil	11/4/94 1022	G			TCL-ORG TAL-INORG.		
80-MW05-06	Soil	11/4/94 1038	G			TCL-ORG TAL-INORG.	FOR LAB USE ONLY	
80-RS-04	RINSATE - SPAT SPOON LIQUID	11/4/94 0900	G/P		HCL / HNO3	TCL-ORG TAL-INORG * HOLD - DO NOT ANALYZE *		
80-TB-04	LIQUID	11/4/94 1430	G		HCL	TCL-ORG. TRIP BLANK.	FOR LAB USE ONLY	
80-OA-SB04-00	Soil	11/4/94/1313	G			TCL-ORGANICS TAL-INORGANICS	FOR LAB USE ONLY	
80-OA-SB04-03	Soil	11/4/94/1401	G			TCL-ORGANICS TAL-INORGANICS	FOR LAB USE ONLY	
80-OA-SB04-06	Soil	11/4/94/1426	G			TCL-ORGANICS TAL-INORGANICS	FOR LAB USE ONLY	
							FOR LAB USE ONLY	
							FOR LAB USE ONLY	
							FOR LAB USE ONLY	
							FOR LAB USE ONLY	
							FOR LAB USE ONLY	
							FOR LAB USE ONLY	
							FOR LAB USE ONLY	
							FOR LAB USE ONLY	
							FOR LAB USE ONLY	

COPY

White: To accompany samples

Yellow: Field copy

* See back of form for special instructions.



**INTERNATIONAL
TECHNOLOGY
CORPORATION**

**ANALYSIS REQUEST AND
CHAIN OF CUSTODY RECORD***

C.O.C. # 80005
Reference Document No. 325358
Page 1 of 2

Project Name/No. ¹ CTO-274 Samples Shipment Date ⁷ 11/5/94
 Sample Team Members ² _____ Lab Destination ⁸ _____
 Profit Center No. ³ _____ Lab Contact ⁹ _____
 Project Manager ⁴ MATT BARTMAN Project Contact/Phone ¹² _____
 Purchase Order No. ⁶ _____ Carrier/Waybill No. ¹³ 1396601721
 Required Report Date ¹¹ 28-DAY TURN

Bill to: ⁵ BAKER ENVIRONMENTAL
 Report to: ¹⁰ MATT BARTMAN

ONE CONTAINER PER LINE

Sample Number ¹⁴	Sample Description/Type ¹⁵	Date/Time Collected ¹⁶	Container Type ¹⁷	Sample Volume ¹⁸	Pre-servative ¹⁹	Requested Testing Program ²⁰	Condition on Receipt ²¹	Disposal Record No. ²²
80-BB-SB02-00	Soil	11/4/94 ¹¹³³	G			TCL Organics TAL Inorganics	FOR LAB USE ONLY	
80-BB-SB02-03	Soil	11-4-94/1645	G			TCL Organics TAL Inorganics		
80-BB-SB02-06	Soil	11-4-94/1707	G			TCL Organics TAL Inorganics		
80-MW07-00	Soil	11-4-94/1517	G			TCL Organics TAL Inorganics		
80-MW07-04	Soil	11-4-94/1536	G			TCL Organics TAL Inorganics		
80-MW07-06	Soil	11-4-94/1556	G			TCL Organics TAL Inorganics		
80-BB-SB03-00	Soil	11-5-94 0845	G			TCL Organics TAL Inorganics		
80-BB-SB03-03	Soil	11-5-94 0916	G			TCL Organics TAL Inorganics		

Special Instructions: ²³

Possible Hazard Identification: ²⁴

Non-hazard Flammable Skin Irritant Poison B Unknown

Sample Disposal: ²⁵

Return to Client Disposal by Lab Archive _____ (mos.)

Turnaround Time Required: ²⁶

Normal Rush 28 DAY TURN

QC Level: ²⁷

I. II. III. Project Specific (specify): _____

1. Relinquished by ²⁸

(Signature/Affiliation)

[Signature]

Date: 11-5-94
Time: 1400

1. Received by ²⁸

(Signature/Affiliation)

Date: _____
Time: _____

2. Relinquished by

(Signature/Affiliation)

Date: _____
Time: _____

2. Received by

(Signature/Affiliation)

Date: _____
Time: _____

3. Relinquished by

(Signature/Affiliation)

Date: _____
Time: _____

3. Received by

(Signature/Affiliation)

Date: _____
Time: _____

Comments: ²⁹

White: To accompany samples
Yellow: Field copy
* See back of form for special instructions.



ANALYSIS REQUEST AND CHAIN OF CUSTODY RECORD (cont.)*

C.O.C # 80 005

Reference Document No. ³⁰ 325358
Page 2 of 2

Project Name CTO-0274

Project No. CTO-0274

Samples Shipment Date 11-5-94

ONE CONTAINER PER LINE

Sample 14 Number	Sample 15 Description/Type	Date/Time 16 Collected	Container 17 Type	Sample 18 Volume	Pre-19 servative	Requested Testing 20 Program	Condition on 21 Receipt	Disposal 22 Record No.
80-BB-SB03-00	Soil	11-5-94 0944	G			TCL Organics TAL Inorganics		
80-BB-SB01-00	Soil	11-5-94 1036	G			TCL Organics TAL Inorganics	FOR LAB USE ONLY	
80-RS-05	Liquid - Pinate spit spoon	11-5-94 0835	G/P		HCL/HNO ₃	TCL Organics TAL Inorganics	FOR LAB USE ONLY	
80-TB-05	Liquid Trap Blank	11-5-94 0800	G		HCL	TCL Organics	FOR LAB USE ONLY	
80-BB-SB01-00	LHT Soil	11-5-94 1056	G			TCL Organics TAL Inorganics	FOR LAB USE ONLY	
80-BB-SB03-00	LHT Soil	11-5-94 1119	G			TCL Organics TAL Inorganics	FOR LAB USE ONLY	
80-MW031W-00	LHT Soil	11-5-94 1137	G			TCL Organics TAL Inorganics	FOR LAB USE ONLY	
80-MW031W-0B	Soil	11-5-94 1200	G			TCL Organics TAL Inorganics	FOR LAB USE ONLY	
80-MW031W-03D	Soil	11-5-94 1200	G			TCL Organics TAL Inorganics	FOR LAB USE ONLY	
							FOR LAB USE ONLY	
							FOR LAB USE ONLY	
							FOR LAB USE ONLY	
							FOR LAB USE ONLY	
							FOR LAB USE ONLY	
							FOR LAB USE ONLY	
							FOR LAB USE ONLY	
							FOR LAB USE ONLY	

COPY

*MS/MSD provided

White: To accompany samples

Yellow: Field copy

* See back of form for special instructions.



ANALYSIS REQUEST AND CHAIN OF CUSTODY RECORD*

C.O.C. # 80006
Reference Document No. 325463
Page 1 of 2

Project Name/No. ¹ CTO-274
 Sample Team Members ² _____
 Profit Center No. ³ _____
 Project Manager ⁴ MATT BARTMAN
 Purchase Order No. ⁶ _____
 Required Report Date ¹¹ 28-DAY TURN

Samples Shipment Date ⁷ 11/7/94
 Lab Destination ⁸ _____
 Lab Contact ⁹ _____
 Project Contact/Phone ¹² _____
 Carrier/Waybill No. ¹³ 1396601695

Bill to: ⁵ BAKER ENVIRONMENTAL INC
 Report to: ¹⁰ MATT BARTMAN

ONE CONTAINER PER LINE

Sample Number ¹⁴	Sample Description/Type ¹⁵	Date/Time Collected ¹⁶	Container Type ¹⁷	Sample Volume ¹⁸	Pre-servative ¹⁹	Requested Testing Program ²⁰	Condition on Receipt ²¹	Disposal Record No. ²²
80-LA-SB01-00	Soil	11/5/94 1433	G			TCL-ORGANICS TAL-INORGANICS	FOR LAB USE ONLY	
80-LA-SB01-03	Soil	11/5/94 1452	G			TCL-ORGANICS TAL-INORGANICS		
80-LA-SB01-06	Soil	11/5/94 1555	G			TCL-ORGANICS TAL-INORGANICS		
80-MW06-00	Soil	11/5/94 1436	G			TCL-ORGANICS TAL-INORGANICS	FOR LAB USE ONLY	
80-MW06-03	Soil	11/5/94 1442	G			TCL-ORGANICS TAL-INORGANICS		
80-MW06-06	Soil	11/5/94 1509	G			TCL-ORGANICS TAL-INORGANICS		
80-RS-06	RINSATE: 55. BOWL LIQUID	11/5/94 0900	G/P		HCL/ HAND	TCL-ORGANICS TAL-INORGANICS	* HOLD DON'T ANALYZE	
80-TB-06	Liquid	11/6/94 0835	G		HCL	TCL-ORGANICS		

Special Instructions: ²³ _____

Possible Hazard Identification: ²⁴
 Non-hazard Flammable Skin Irritant Poison B Unknown

Sample Disposal: ²⁵
 Return to Client Disposal by Lab Archive _____ (mos.)

Turnaround Time Required: ²⁶
 Normal Rush 28-DAY TURN

QC Level: ²⁷
 I. II. III. Project Specific (specify): _____

1. Relinquished by ²⁸ (Signature/Affiliation) <u>[Signature]</u> Date: <u>11/7/94</u> Time: <u>1700</u>	1. Received by ²⁸ (Signature/Affiliation) _____ Date: _____ Time: _____
2. Relinquished by (Signature/Affiliation) _____ Date: _____ Time: _____	2. Received by (Signature/Affiliation) _____ Date: _____ Time: _____
3. Relinquished by (Signature/Affiliation) _____ Date: _____ Time: _____	3. Received by (Signature/Affiliation) _____ Date: _____ Time: _____

Comments: ²⁹ _____

White: To accompany samples
Yellow: Field copy
* See back of form for special instructions.



INTERNATIONAL
TECHNOLOGY
CORPORATION

ANALYSIS REQUEST AND CHAIN OF CUSTODY RECORD (cont.)*

C.O.C.# 8000

Reference Document No. ³⁰ 325463

Page 2 of 2

Project Name CTO 274

Project No. CTO 274

Samples Shipment Date _____

ONE CONTAINER PER LINE

Sample 14 Number	Sample 15 Description/Type	Date/Time 16 Collected	Container 17 Type	Sample 18 Volume	Pre-19 servative	Requested Testing 20 Program	Condition on 21 Receipt	Disposal 22 Record No.
80-MW03TW-06	SOIL	11/2/94 0900	G			TCL-VOLAT TCL-ORGANICS FAT-TAL-INORGANICS		
80-MB-01	MUD-BLANK	11/7/94 1500	G			TCL-ORGANICS TAL-INORGANICS	FOR LAB USE ONLY	
							FOR LAB USE ONLY	
							FOR LAB USE ONLY	
							FOR LAB USE ONLY	
							FOR LAB USE ONLY	
							FOR LAB USE ONLY	
							FOR LAB USE ONLY	
							FOR LAB USE ONLY	
							FOR LAB USE ONLY	
							FOR LAB USE ONLY	
							FOR LAB USE ONLY	
							FOR LAB USE ONLY	
							FOR LAB USE ONLY	
							FOR LAB USE ONLY	
							FOR LAB USE ONLY	
							FOR LAB USE ONLY	
							FOR LAB USE ONLY	
							FOR LAB USE ONLY	
							FOR LAB USE ONLY	
							FOR LAB USE ONLY	
							FOR LAB USE ONLY	

COPY

White: To accompany samples

Yellow: Field copy

*See back of form for special instructions.



**INTERNATIONAL
TECHNOLOGY
CORPORATION**

**ANALYSIS REQUEST AND
CHAIN OF CUSTODY RECORD ***

COC # 80007 cooler 2

Reference Document No. 325350

Page 1 of 1

Project Name/No. ¹ CTA-274
 Sample Team Members ² _____
 Profit Center No. ³ _____
 Project Manager ⁴ Matt Bartman
 Purchase Order No. ⁶ _____
 Required Report Date ¹¹ 28-day turn

Samples Shipment Date ⁷ 11-21-94
 Lab Destination ⁸ _____
 Lab Contact ⁹ _____
 Project Contact/Phone ¹² 1396601290
 Carrier/Waybill No. ¹³ 4300204683

Bill to: ⁵ Baker Environmental, Inc

Report to: ¹⁰ Matt Bartman

ONE CONTAINER PER LINE

Sample Number ¹⁴	Sample Description/Type ¹⁵	Date/Time Collected ¹⁶	Container Type ¹⁷	Sample Volume ¹⁸	Preservative ¹⁹	Requested Testing Program ²⁰	Condition on Receipt ²¹	Disposal Record No. ²²
80-RS-07	Rivets, barrel Lipid	11-20-94/1120	P, G		HNO ₃	TLL-pest/PCB, TCL-SVOA TCL-inorganics (total)		
80-RSD-07	Rivets, barrel Lipid	11-20-94/1120	P		HNO ₃	TLL-inorganics (dissolved) TLL-pest/PCB, TCL-SVOA	FOR LAB USE ONLY	
80-MW04-01	Lipid	11-19-94/1200	P, G		HNO ₃	TLL-inorganics (total)		
80-MW04B-01	Lipid	11-19-94/1300	P		HNO ₃	TLL-inorganics (dissolved) TLL-pest/PCB, TCL-SVOA		
80-MW07-01	Lipid	11-19-94/1710	P, G		HNO ₃	TLL-inorganics (total)	FOR LAB USE ONLY	
80-MW07D-01	Lipid	11-19-94/1710	P		HNO ₃	TLL-inorganics (dissolved)		

Special Instructions: ²³

Possible Hazard Identification: ²⁴

Non-hazard Flammable Skin Irritant Poison B Unknown

Sample Disposal: ²⁵

Return to Client Disposal by Lab Archive _____ (mos.)

Turnaround Time Required: ²⁶

Normal Rush 28-day turn

QC Level: ²⁷

I. II. III. Project Specific (specify): _____

1. Relinquished by ²⁸
(Signature/Affiliation) [Signature]

Date: 11/27/94
Time: 1700

1. Received by ²⁸
(Signature/Affiliation)

Date: _____
Time: _____

2. Relinquished by
(Signature/Affiliation)

Date: _____
Time: _____

2. Received by
(Signature/Affiliation)

Date: _____
Time: _____

3. Relinquished by
(Signature/Affiliation)

Date: _____
Time: _____

3. Received by
(Signature/Affiliation)

Date: _____
Time: _____

Comments: ²⁹

White: To accompany samples

Yellow: Field copy

* See back of form for special instructions.



ANALYSIS REQUEST AND CHAIN OF CUSTODY RECORD*

COCH 80008 COOLER 1

Reference Document No. 390573

Page 1 of 2

Project Name/No. 1 CTO-274

Samples Shipment Date 7 11-21-94

Bill to: 5 Baker Environmental, Inc

Sample Team Members 2

Lab Destination 8

Profit Center No. 3

Lab Contact 9

Project Manager 4 Matt Bartman

Project Contact/Phone 12 1396601290

Report to: 10 Matt Bartman

Purchase Order No. 6

Carrier/Waybill No. 13 4300204683

Required Report Date 11 28-Day Turn

ONE CONTAINER PER LINE

Sample Number ¹⁴	Sample Description/Type ¹⁵	Date/Time Collected ¹⁶	Container Type ¹⁷	Sample Volume ¹⁸	Pre-servative ¹⁹	Requested Testing Program ²⁰	Condition on Receipt ²¹	Disposal Record No. ²²
80-RS-27	Rinsate, bailer Liquid	11-20-94/1120	G		HCL	TLL-VOA		
80-MW24-21	Liquid	11-19-94/1300	G		HCL	TCL-VOA	FOR LAB USE ONLY	
80-MW27-21	Liquid	11-19-94/1310	G		HCL	TCL-VOA		
80-MW06-01	Liquid	11/20/94 1610	G		HCL	TCL-VOA	* NOTE MS/MSD PROVIDED.	
80-MW06-01D	Liquid	11/20/94 1610	G		HCL	TCL-VOA	FOR LAB USE ONLY	
80-MW05-01	Liquid	11/20/94 1140	G		HCL	TCL-VOA		
80-MW03-01	Liquid	11/20/94 1240	G		HCL	TCL-VOA		
80-MW01-01	Liquid	11/20/94 1045	G		HCL	TCL-VOA		

Special Instructions: 23

Possible Hazard Identification: 24

Non-hazard Flammable Skin Irritant Poison B Unknown

Sample Disposal: 25

Return to Client Disposal by Lab Archive (mos.)

Turnaround Time Required: 26

Normal Rush 28-DAY TURN

QC Level: 27

I. II. III. Project Specific (specify):

1. Relinquished by 28 *Lebra Mondoy* Date: 11/21/94 Time: 1700.

1. Received by 28 Date: _____ Time: _____

2. Relinquished by _____ Date: _____ Time: _____

2. Received by _____ Date: _____ Time: _____

3. Relinquished by _____ Date: _____ Time: _____

3. Received by _____ Date: _____ Time: _____

Comments: 29

White: To accompany samples
Yellow: Field copy
* See back of form for special instructions.



INTERNATIONAL
TECHNOLOGY
CORPORATION

**ANALYSIS REQUEST AND
CHAIN OF CUSTODY RECORD (cont.)***

C.O.C. # 80008 *coler 1*
Reference Document No. ³⁰ 390573
Page 2 of 2

Project Name CTO-274

Project No. CTO-274

Samples Shipment Date _____

ONE CONTAINER PER LINE

Sample 14 Number	Sample 15 Description/Type	Date/Time 16 Collected	Container 17 Type	Sample 18 Volume	Pre-19 servative	Requested Testing 20 Program	Condition on 21 Receipt	Disposal 22 Record No.
80-RS-08	LIQUID	11/21/94 1200	G		HCL	TCL-VOA	* HOLD - DO NOT ANALYZE	
80-MW02-01	LIQUID	11/21/94 1450	G		HCL	TCL-VOA	FOR LAB USE ONLY	
80-TB-07	TRIP BLANK LIQUID	11/21/94 1445	G		HCL	TCL-VOA	FOR LAB USE ONLY	
							FOR LAB USE ONLY	
							FOR LAB USE ONLY	
							FOR LAB USE ONLY	
							FOR LAB USE ONLY	
							FOR LAB USE ONLY	
							FOR LAB USE ONLY	
							FOR LAB USE ONLY	
							FOR LAB USE ONLY	
							FOR LAB USE ONLY	
							FOR LAB USE ONLY	
							FOR LAB USE ONLY	
							FOR LAB USE ONLY	
							FOR LAB USE ONLY	
							FOR LAB USE ONLY	
							FOR LAB USE ONLY	
							FOR LAB USE ONLY	
							FOR LAB USE ONLY	
							FOR LAB USE ONLY	
							FOR LAB USE ONLY	
							FOR LAB USE ONLY	

COPY

White: To accompany samples
Yellow: Field copy
* See back of form for special instructions



**INTERNATIONAL
TECHNOLOGY
CORPORATION**

**ANALYSIS REQUEST AND
CHAIN OF CUSTODY RECORD***

C.O.C. # 80 009 der3
Reference Document No. 325318
Page 1 of 1

Project Name/No. ¹ CTO-274 Samples Shipment Date ⁷ _____
 Sample Team Members ² _____ Lab Destination ⁸ _____
 Profit Center No. ³ _____ Lab Contact ⁹ _____
 Project Manager ⁴ MATT BARTMAN Project Contact/Phone ¹² _____
 Purchase Order No. ⁶ _____ Carrier/Waybill No. ¹³ 1396601290
 Required Report Date ¹¹ 28-DAY TURN

Bill to: ⁵ DAKER ENVIRONMENTAL INC.
 Report to: ¹⁰ MATT BARTMAN

ONE CONTAINER PER LINE

Sample Number ¹⁴	Sample Description/Type ¹⁵	Date/Time Collected ¹⁶	Container Type ¹⁷	Sample Volume ¹⁸	Pre-servative ¹⁹	Requested Testing Program ²⁰	Condition on Receipt ²¹	Disposal Record No. ²²
80-MW06-01	LIQUID	11/20/94 1600	6/P		HNO3	TCL-SUA, PEST/PCBS TAL-TOTAL-METALS	* NOTE: MSL/MSD PROVIDED	
80-MW06D-01	LIQUID	11/20/94 1610	6/P		HNO3	DISSOLVED METALS	* NOTE: MSL/MSD PROVIDED	
80-MW06-01D	LIQUID	11/20/94 1410	6/P		HNO3	TCL-SUA, PEST/PCBS TAL-TOTAL-METALS		
80-MW06D-01D	LIQUID	11/20/94 1410	P		HNO3	DISSOLVED METALS		
80-MW05-01	LIQUID	11/20/94 1140	6/P		HNO3	TCL-SUA, PEST/PCBS TAL-TOTAL-METALS		
80-MW05D-01	LIQUID	11/20/94 1140	P		HNO3	DISSOLVED METALS		

Special Instructions: ²³

Possible Hazard Identification: ²⁴
 Non-hazard Flammable Skin Irritant Poison B Unknown

Sample Disposal: ²⁵
 Return to Client Disposal by Lab Archive _____ (mos.)

Turnaround Time Required: ²⁶
 Normal Rush 28-DAY TURN

QC Level: ²⁷
 I. II. III. Project Specific (specify): _____

1. Relinquished by ²⁸ [Signature] Date: 11/21/94
 (Signature/Affiliation) Time: 1700

1. Received by ²⁸ _____ Date: _____
 (Signature/Affiliation) Time: _____

2. Relinquished by _____ Date: _____
 (Signature/Affiliation) Time: _____

2. Received by _____ Date: _____
 (Signature/Affiliation) Time: _____

3. Relinquished by _____ Date: _____
 (Signature/Affiliation) Time: _____

3. Received by _____ Date: _____
 (Signature/Affiliation) Time: _____

Comments: ²⁹

White: To accompany samples
 Yellow: Field copy
 * See back of form for special instructions



ANALYSIS REQUEST AND CHAIN OF CUSTODY RECORD*

COC 80010 COC R4
Reference Document No. 325319
Page 1 of 1

Project Name/No. ¹ CTO-274 Samples Shipment Date ⁷ 11/21/94
 Sample Team Members ² _____ Lab Destination ⁸ _____
 Profit Center No. ³ _____ Lab Contact ⁹ _____
 Project Manager ⁴ MAT BARTMAN Project Contact/Phone ¹² _____
 Purchase Order No. ⁶ _____ Carrier/Waybill No. ¹³ 1396601290
 Required Report Date ¹¹ 28-DAY TURN

Bill to: ⁵ BAKER ENVIRONMENTAL INC.
 Report to: ¹⁰ MAT BARTMAN

ONE CONTAINER PER LINE

Sample Number ¹⁴	Sample Description/Type ¹⁵	Date/Time Collected ¹⁶	Container Type ¹⁷	Sample Volume ¹⁸	Pre-servative ¹⁹	Requested Testing Program ²⁰	Condition on Receipt ²¹	Disposal Record No. ²²
80-MW03-01	Liquid	11/20/94 1240	G/P		HNO3	TCL-SVOA, Pest/PCBS TAL-TOTAL-METALS	FOR LAB USE ONLY	
80-MW03D-01	Liquid	11/20/94 1240	P		HNO3	Dissolved METALS		
80-MW01-01	Liquid	11/21/94 1240	G/P		HNO3	TCL-SVOA, Pest/PCBS TAL-TOTAL-METALS		
80-MW01D-01	Liquid	11/21/94 1245	P		HNO3	Dissolved METALS		
80-RS-08	RINSEATE - Effluent Liquid	11/21/94 1300	G/P		HNO3	TCL-SVOA, Pest/PCBS TAL-TOTAL-METALS		* HOLD - DO NOT ANALYZE
80-RSD-08	Liquid	11/21/94 1300	P		HNO3	Dissolved METALS		* HOLD - DO NOT ANALYZE
80-MW02-01	Liquid	11/21/94 1450	G/P		HNO3	TCL-SVOA, Pest/PCBS TAL-TOTAL-METALS		
80-MW02D-01	Liquid	11/21/94 1450	P		HNO3	Dissolved METALS		

Special Instructions: ²³

Possible Hazard Identification: ²⁴

Non-hazard Flammable Skin Irritant Poison B Unknown

Sample Disposal: ²⁵

Return to Client Disposal by Lab Archive _____ (mos.)

Turnaround Time Required: ²⁶

Normal Rush 28-DAY TURN

QC Level: ²⁷

I. II. III. Project Specific (specify): _____

1. Relinquished by ²⁸
(Signature/Affiliation) Petera Monday

Date: 11/21/94
Time: 1700

1. Received by ²⁸
(Signature/Affiliation)

Date: _____
Time: _____

2. Relinquished by
(Signature/Affiliation)

Date: _____
Time: _____

2. Received by
(Signature/Affiliation)

Date: _____
Time: _____

3. Relinquished by
(Signature/Affiliation)

Date: _____
Time: _____

3. Received by
(Signature/Affiliation)

Date: _____
Time: _____

Comments: ²⁹

White: To accompany samples

Yellow: Field copy

* See back of form for special instructions.



**INTERNATIONAL
TECHNOLOGY
CORPORATION**

**ANALYSIS REQUEST AND
CHAIN OF CUSTODY RECORD***

C.O.C. # 80011 *Order # 1*
Reference Document N 325333
Page 1 of 1

Project Name/No. ¹ CTO-274
Sample Team Members ² _____
Profit Center No. ³ _____
Project Manager ⁴ MATT BARTMAN
Purchase Order No. ⁶ _____
Required Report Date ¹¹ 28 DAY TURN

Samples Shipment Date ⁷ 12/3/94
Lab Destination ⁸ _____
Lab Contact ⁹ _____
Project Contact/Phone ¹² _____
Carrier/Waybill No. ¹³ 1396601625

Bill to: ⁵ BAKER Environmental
Report to: ¹⁰ MATT BARTMAN

ONE CONTAINER PER LINE

Sample Number ¹⁴	Sample Description/Type ¹⁵	Date/Time Collected ¹⁶	Container Type ¹⁷	Sample Volume ¹⁸	Pre-servative ¹⁹	Requested Testing Program ²⁰	Condition on Receipt ²¹	Disposal Record No. ²²
80-MW03IWD-01	liquid	12/3/94/1230	G/P		Hcb/HNO3	TCL-ORGANICS TAL-TOTAL METALS	FOR LAB USE ONLY	
80-MW03IWD-01			P		HNO3	DISSOLVED METALS		
80-MW03IWD-01D			G/P		Hcb/HNO3	TCL-ORGANICS TAL-TOTAL METALS		
80-MW03IWD-01D			P		HNO3	DISSOLVED METALS		
							FOR LAB USE ONLY	

COPY

Special Instructions: ²³

Possible Hazard Identification: ²⁴
 Non-hazard Flammable Skin Irritant Poison B Unknown

Sample Disposal: ²⁵
 Return to Client Disposal by Lab Archive _____ (mos.)

Turnaround Time Required: ²⁶
 Normal Rush 28 DAY TURN

QC Level: ²⁷
 I. II. III. Project Specific (specify): _____

1. Relinquished by ²⁸ [Signature] Date: 12/3/94
 (Signature/Affiliation) Time: 1300

2. Relinquished by (Signature/Affiliation) Date: _____ Time: _____

3. Relinquished by (Signature/Affiliation) Date: _____ Time: _____

1. Received by (Signature/Affiliation) Date: _____ Time: _____

2. Received by (Signature/Affiliation) Date: _____ Time: _____

3. Received by (Signature/Affiliation) Date: _____ Time: _____

Comments: ²⁹

Write: To accompany samples

Yellow: Field copy

*See back of form for special instructions.



ANALYSIS REQUEST AND CHAIN OF CUSTODY RECORD*

Reference Document No. 390395

Page 3 of 3

62470-274-000-3500

Project Name/No. 1

Samples Shipment Date 7 6/13/95

Bill to: 5

Sample Team Members

SMITH/ROTH/ZIMMERMAN Lab Destination 8 Knoxville

Profit Center No. 3

Lab Contact 9 JARIE McMINNIE OR CARIE SMITH GAMBE

Project Manager 4 MD BARTMAN

Project Contact/Phone 12 800-555-1153

Report to: 10

Purchase Order No. 6

Carrier/Waybill No. 13 470622488D

Required Report Date 11

ONE CONTAINER PER LINE

Sample Number 14	Sample Description/Type 15	Date/Time Collected 16	Container Type 17	Sample Volume 18	Pre-servative 19	Requested Testing Program 20	Condition on Receipt 21	Disposal Record No. 22
02-MWOB-05	SOIL	6/13@0950	AMBER	40Z	-	TCL SVQA (STANDARD) PESTICIDE		
05-MWOB-00	SOIL	6/13@0855	AMBER	40Z	-	TCL SVQA (STANDARD) ONLY		
COPY								
FOR LAB USE ONLY								
FOR LAB USE ONLY								

Special Instructions: 23

Possible Hazard Identification: 24

Non-hazard Flammable Skin Irritant Poison B Unknown

Sample Disposal: 25

Return to Client Disposal by Lab Archive _____ (mos.)

Turnaround Time Required: 26

Normal Rush *SEE COMMENTS*

QC Level: 27

 I II III Project Specific (specify): _____1. Relinquished by 28 *MD BARTMAN*
(Signature/Affiliation) *SEE COMM*Date: 6-13-95
Time: 15001. Received by 28
(Signature/Affiliation)Date: _____
Time: _____2. Relinquished by
(Signature/Affiliation)Date: _____
Time: _____2. Received by
(Signature/Affiliation)Date: _____
Time: _____3. Relinquished by
(Signature/Affiliation)Date: _____
Time: _____3. Received by
(Signature/Affiliation)Date: _____
Time: _____

Comments: 29

STANDARD = 28 DAY TURN

Write: To accompany samples

Yellow: Field copy

* See back of form for special instructions.



5815 Middlebrook Pike
Knoxville, Tennessee 37921
(615) 588-6401

ANALYSIS REQUEST AND CHAIN OF CUSTODY RECORD*

Reference Document NO 2939
Page 1 of 4

Project Name/No. Y2470-274-000-03500 Samples Shipment Date 7 6/14/95
 Sample Team Members 2 MOS/JEZ / MD Lab Destination 8 KNOXVILLE, TN
 Profit Center No. 3 Lab Contact 9 JAMIE MCKINNEY
 Project Manager 4 MD BARTMAN Project Contact/Phone 12 800-553-1153 Report to: 10
 Purchase Order No. 6 Carrier/Waybill No. 13 407 6224773
 Required Report Date 11

Bill to: 5

ONE CONTAINER PER LINE

Sample Number ¹⁴	Sample Description/Type ¹⁵	Date/Time Collected ¹⁶	Container Type ¹⁷	Sample Volume ¹⁸	Pre-servative ¹⁹	Requested Testing Program ²⁰	Condition on Receipt ²¹	Disposal Record No. ²²
80-DPA-SB01-03	SOIL	6/13 @ 1711	1 LAMBDA	1 L	-	TCL PESTICIDE	FOR LAB USE ONLY	
80-DPA-SB01-00	SOIL	6/13 @ 1656	1 LAMBDA	1 L	-	TCL PESTICIDE		
80-DPA-SB02-04	SOIL	6/13 @ 1645			-			
80-DPA-SB02-00	SOIL	6/13 @ 1601			-			
80-DPA-SB03-00	SOIL	6/13 @ 1449			-			
80-DPA-SB03-04	SOIL	6/13 @ 1507			-			
80-DPA-SB04-04	SOIL	6/13 @ 1807			-			
80-DPA-SB04-00	SOIL	6/13 @ 1758			-			

Special Instructions: ²³

Possible Hazard Identification: ²⁴

Non-hazard Flammable Skin Irritant Poison B Unknown

Sample Disposal: ²⁵

Return to Client Disposal by Lab Archive (mos.)

Turnaround Time Required: ²⁶

Normal Rush

QC Level: ²⁷

I II III Project Specific (specify):

1. Relinquished by ²⁸
(Signature/Affiliation) *Michael P. Smith*

Date: 6-14-95
Time: 1800

1. Received by ²⁸
(Signature/Affiliation)

Date:
Time:

2. Relinquished by
(Signature/Affiliation)

Date:
Time:

2. Received by
(Signature/Affiliation)

Date:
Time:

3. Relinquished by
(Signature/Affiliation)

Date:
Time:

3. Received by
(Signature/Affiliation)

Date:
Time:

Comments: ²⁹ STANDARD 28 DAY TURN

White: To accompany samples

Yellow: Field copy

* See back of form for special item numbers.

7
1
2
3
4
5
6
7
8
9
10
11
12
13
14
15
16
17
18
19
20
21
22
23
24
25
26
27
28
29
30
31
32
33
34
35
36
37
38
39
40
41
42
43
44
45
46
47
48
49
50
51
52
53
54
55
56
57
58
59
60
61
62
63
64
65
66
67
68
69
70
71
72
73
74
75
76
77
78
79
80
81
82
83
84
85
86
87
88
89
90
91
92
93
94
95
96
97
98
99
100



5815 Middlebrook Pike
Knoxville, Tennessee 37921
(615) 588-6407

ANALYSIS REQUEST AND CHAIN OF CUSTODY RECORD*

Reference Document ~~100~~ 2940

Page 1 of 4

Bill to: ⁵

Project Name/No: 162470-274-000-83500 Samples Shipment Date: 7 6/14/95

Sample Team Members: 2 MDS/JES/MKD Lab Destination: 8 KNOXVILLE, TN

Profit Center No: 3 Lab Contact: 9 JAMIE MCKINNON

Project Manager: 4 MD BARTMAN Project Contact/Phone: 12 800-552-1153 Report to: 10

Purchase Order No: 6 Carrier/Waybill No: 13 407622-4773

Required Report Date: 11

ONE CONTAINER PER LINE

Sample Number ¹⁴	Sample Description/Type ¹⁵	Date/Time Collected ¹⁶	Container Type ¹⁷	Sample Volume ¹⁸	Preservative ¹⁹	Requested Testing Program ²⁰	Condition on Receipt ²¹	Disposal Record No. ²²
80-DPA-SB08-04	SOIL	6/13 @ 1832	1 LAMBDA	1L	-	TCL PESTICIDE	FOR LAB USE ONLY	
80-DPA-SB08-00	SOIL	6/13 @ 1823						
80-DPA-SB20-00	SOIL	6/14 @ 0823						
80-DPA-SB30-04	SOIL	6/14 @ 0840					FOR LAB USE ONLY	
80-DPA-SB13-00	SOIL	6/14 @ 1108						
80-DPA-SB13-04	SOIL	6/14 @ 1123						
80-DPA-SB17-03	SOIL	6/14 @ 1012						
80-DPA-SB17-00	SOIL	6/14 @ 0955						

Special Instructions: ²³

Possible Hazard Identification: ²⁴

Non-hazard Flammable Skin Irritant Poison B Unknown

Sample Disposal: ²⁵

Return to Client Disposal by Lab Archive (mos.)

Turnaround Time Required: ²⁶

Normal Rush

QC Level: ²⁷

I. II. III. Project Specific (specify):

1. Relinquished by ²⁸
(Signature/Affiliation) Michael D. Smith

Date: _____
Time: _____

1. Received by ²⁸
(Signature/Affiliation)

Date: _____
Time: _____

2. Relinquished by
(Signature/Affiliation)

Date: _____
Time: _____

2. Received by
(Signature/Affiliation)

Date: _____
Time: _____

3. Relinquished by
(Signature/Affiliation)

Date: _____
Time: _____

3. Received by
(Signature/Affiliation)

Date: _____
Time: _____

Comments: ²⁹

STANDARD 28 DAY TURN

Write: To accompany samples

Yellow: Field copy

* See back of form for special instructions.



ANALYSIS REQUEST AND CHAIN OF CUSTODY RECORD (cont.)*

Reference Document No. 30 _____
Page 3 of _____

Project Name _____

Project No. _____

Samples Shipment Date _____

ONE CONTAINER PER LINE

Sample 14 Number	Sample 15 Description/Type	Date/Time 16 Collected	Container 17 Type	Sample 18 Volume	Pre-19 servative	Requested Testing 20 Program	Condition on 21 Receipt	Disposal 22 Record No.
03-TA-SB00-00	SOIL	6/15 @ 0851	GLASS	20Z	-	TCL VOAS		
03-TA-SB00-00	SOIL	6/15 @ 0851	AMBER	40Z	-	TCL SVOAS	FOR LAB USE ONLY	
03-TA-SB00-04	SOIL	6/15 @ 0904	GLASS	20Z	-	TCL VOAS		
03-TA-SB00-04	SOIL	6/15 @ 0904	AMBER	40Z	-	TCL SVOAS	FOR LAB USE ONLY	
80-TA-SB05-00	SOIL	6/14 @ 1800	AMBER	40Z	-	TCL PESTICIDES		
80-TA-SB06-00		6/14 @ 1805					FOR LAB USE ONLY	
80-TA-SB07-00		6/14 @ 1806						
80-TA-SB10-00		6/14 @ 1808					FOR LAB USE ONLY	
80-TA-SB11-00		6/14 @ 1810						
80-TA-SB14-00		6/14 @ 1815					FOR LAB USE ONLY	
80-DPA-SB09-00		6/14 @ 1145						
80-DPA-SB09-04		6/14 @ 1156					FOR LAB USE ONLY	
80-DPA-SB09-00D		6/14 @ 1145						
80-DPA-SB09-04D		6/14 @ 1156					FOR LAB USE ONLY	
80-DPA-SB12-04		6/14 @ 1530						
80-TA-SB15-00		6/14 @ 1817					FOR LAB USE ONLY	
80-TA-SB16-00		6/14 @ 1830						
80-DPA-SB18-00		6/14 @ 1554					FOR LAB USE ONLY	
80-DPA-SB18-04		6/14 @ 1603						
80-D-SBA-00		6/14 @ 1820						

COPY

White: To accompany set

Yellow: Field copy

* See br... form for special instructions.

JUN-16-95 FKI 6:42 AM BARBK ENVIRONMENTAL 31071117Z

ANALYSIS REQUEST AND CHAIN OF CUSTODY RECORD (cont.)*

Project Name _____

Project No. _____

Samples Shipment Date _____

ONE CONTAINER PER LINE

Sample 14 Number	Sample 15 Description/Type	Date/Time 16 Collected	Container 17 Type	Sample 18 Volume	Pre-19 servative	Requested Testing 20 Program	Condition on 21 Receipt	Disposal 22 Record No.
80-DIA-SBM-04	SOIL	6/14 @ 1431	AMBER	4oz	-	TCL PESTICIDES		
03-RB12	WATER	6/14 @ 1915	AMBER	1L (2 BOTTLES)		TCL SUOAS	(HOLD)	FOR LAB USE ONLY
03-RB12	WATER	6/14 @ 1915	GLASS VIAL	40ml (2 VIALS)		TCL VOAS	(HOLD)	
80-RB13	WATER	6/14 @ 1920	AMBER	1L (2 BOTTLES)		TCL PESTICIDES	(RUN)	FOR LAB USE ONLY
TB-102	WATER	6/15 @ 1800	GLASS VIAL	40ml (2 VIALS)		TCL VOAS		
COPY								FOR LAB USE ONLY
COPY								FOR LAB USE ONLY
COPY								FOR LAB USE ONLY
COPY								FOR LAB USE ONLY
COPY								FOR LAB USE ONLY
COPY								FOR LAB USE ONLY
COPY								FOR LAB USE ONLY
COPY								FOR LAB USE ONLY

White: To accompany car
 Yellow: Field copy
 * See by grm for special instructions.

JUN-16-95 PKI 6:43 AM BAKK ENVIRONMENTAL PAA HV. 31071117Z



5015 Middlebrook Pike
Knoxville, Tennessee 37911
(615) 588-5401

ANALYSIS REQUEST AND CHAIN OF CUSTODY RECORD*

Reference Document # **2946**
Page 1 of 1

Project Name/No. **62470-271-000-02500** Samples Shipment Date **6-17-95** Bill to:
 Sample Team Members **SMITH** Lab Destination **KNOXVILLE, TN**
 Profit Center No. **-** Lab Contact **JANIS MCKLUNEY**
 Project Manager **M. SARTMAN** Project Contact/Phone **21-400-553-1153** Report to:
 Purchase Order No. **6** Carrier/Waybill No. **34076224832**
 Required Report Date **11**

ONE CONTAINER PER LINE

Sample Number ¹⁴	Sample Description/Type ¹⁵	Date/Time Collected ¹⁶	Container Type ¹⁷	Sample Pre-Volume/Preservative ¹⁹	Requested Testing Program ²⁰	Condition on Receipt ²¹	Disposal Record No. ²²
80-RB/6	WATER	6/18 @ 1950	AMBER	2.1L -	TCL PESTICIDES (HOLD)		
03-RB/5	WATER	6/18 @ 1940	AMBER	2.1L -	TCL SIDA	FOR LAB USE ONLY	
			VIALS	2.40m HCL	TCL VOA		
03 RB/7	WATER	6/18 @ 2010	AMBER	2.1L -	TCL SIDA	FOR LAB USE ONLY	
			VIALS	2.40m HCL	TCL VOA		
03-TA-SB46-00	SOIL	6/18 @ 1445	GLASS	20g -	TCL VOA		
03-TA-SB46-02	SOIL	6/18 @ 1515	AMBER	40g -	TCL SIDA		
			GLASS	20g -	TCL SIDA		
			AMBER	40g -	TCL SIDA		
80-DPA-SB2-00	SOIL	6/18 @ 1640	AMBER	40g -	TCL PESTICIDE		
7B-104	WATER	6/19 @ 1130	VIALS	2.40 HCL	TCL VOA		

Special Instructions: ²³

Possible Hazard Identification: ²⁴

Non-hazard Flammable Skin Irritant Poison B Unknown Sample Disposal: ²⁵ Return to Client Disposal by Lab Archive (mos.)

Turnaround Time Required: ²⁶

Normal Rush QC Level: I II III Project Specific (specify):

1. Relinquished by: ²⁸ (Signature/Affiliation) <i>[Signature]</i>	Date: 6-18-95	1. Received by: ²⁸ (Signature/Affiliation)	Date/Time
2. Relinquished by: (Signature/Affiliation)	Date: Time:	2. Received by: (Signature/Affiliation)	Date/Time
3. Relinquished by: (Signature/Affiliation)	Date: Time:	3. Received by: (Signature/Affiliation)	Date/Time

Comments: ²⁹

JUN 19 95 11 49 AM

JUN 19 95 MON 11 49 AM

WRITE: 10 accompany samples

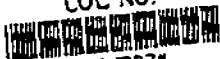
1 2 3 4 5 6 7 8 9 10 11 12 13 14 15 16 17 18 19 20 21 22 23 24 25 26 27 28 29 30 31 32 33 34 35 36 37 38 39 40 41 42 43 44 45 46 47 48 49 50 51 52 53 54 55 56 57 58 59 60 61 62 63 64 65 66 67 68 69 70 71 72 73 74 75 76 77 78 79 80 81 82 83 84 85 86 87 88 89 90 91 92 93 94 95 96 97 98 99 100

USE ONLY TO BE USED TO REPORT THIS DOCUMENT



5815 Middlebrook Pike
Knoxville, Tennessee 37921
(615) 588-6401

COC NO.



#0004727*

ANALYSIS REQUEST AND CHAIN OF CUSTODY RECORD*

Reference Document No. 2950
Page 1 of 1

Project Name/No. 1 621170-274-0000-3500
 Sample Team Members 2 MOS/MKD
 Profit Center No. 3 ---
 Project Manager 4 MD BARTMAN
 Purchase Order No. 6 ---
 Required Report Date 11 ---

Samples Shipment Date 7 7/14/95
 Lab Destination 8 KNOXVILLE, TN
 Lab Contact 9 JAMIE MCKINNEY
 Project Contact/Phone 12 MD BARTMAN
606-553-1153
 Carrier/Waybill No. 13 1396021905

Bill to: 5 MD BARTMAN
C/O BAKER ENVIRONMENTAL
(SRN)
420 ROUSER RD
LORAINVILLE, PA

Report to: 10 ---

ONE CONTAINER PER LINE

Sample Number ¹⁴	Sample Description/Type ¹⁵	Date/Time Collected ¹⁶	Container Type ¹⁷	Sample Volume ¹⁸	Pre-servative ¹⁹	Requested Testing Program ²⁰	Condition on Receipt ²¹	Disposal Record No. ²²
3-MW01-01	GROUND WATER	7/13 2020	Vial Amber	2,40ml 2,1L	HCL -	TCL VOA TCL SVOA	Rec'd at 23°C with custody seals intact BGA 7/17/95	
3-MW03-02	↓	7/13 1700	Vial Amber	2,40ml 2,1L	HCL -	TCL VOA TCL SVOA		
3-MW13-01		7/13 1920	Vial Amber	2,40ml 2,1L	HCL -	TCL VOA TCL SVOA		
3-MW14-01		7/14 0815	Vial Amber	2,40ml 2,1L	HCL -	TCL VOA TCL SVOA		
3-RB20		WATER	7/14 0815	Vial Amber	2,40ml 2,1L	HCL -	TCL VOA TCL SVOA	HOLD
3-RB21	↓	7/14 0845	Vial Amber	2,40ml 2,1L	HCL -	TCL VOA TCL SVOA		
80-RB22		7/14 0745	Amber	2,1L	-	TCL PESTICIDES		
80-MW08-01		GROUND WATER	7/14	Amber	2,1L	-	TCL PESTICIDES	
FB-11	WATER	7/14 0900	Vial	2,40ml	HCL	TCL VOA		
FB-11	↓	↓	AMBER	2,1L	-	TCL SVOA		

Special Instructions: ²³ ---

Possible Hazard Identification: ²⁴
 Non-hazard Flammable Skin Irritant Poison B Unknown

Sample Disposal: ²⁵
 Return to Client Disposal by Lab Archive (mos.)

Turnaround Time Required: ²⁶
 Normal Rush

GC Level: ²⁷
 I. II. III.

Project Specific (specify): ---

1. Relinquished by ²⁸ (Signature/Affiliation) <u>MD Smith</u>	Date: <u>7-14-95</u> Time: <u>1200</u>	1. Received by ²⁸ (Signature/Affiliation) <u>Ben Anderson</u>	Date: <u>7/17/95</u> Time: <u>0830</u>
2. Relinquished by (Signature/Affiliation)	Date: Time:	2. Received by (Signature/Affiliation)	Date: Time:
3. Relinquished by (Signature/Affiliation)	Date: Time:	3. Received by (Signature/Affiliation)	Date: Time:

Comments: ²⁹ ---

SENT BY: KNOX, LAB 615/588-6401; 7-17-95; 11:57; QUANTERRA KNOXVILLE - 412 269 2002; # 3/ 4

Writes: To accompany samples
Yellow: Field copy
* See back of form for special instructions.

RFA/COC# 4727

L.O.# 4164

RL# 4122



ANALYSIS REQUEST AND CHAIN OF CUSTODY RECORD (cont.)*

Reference Document No. 30 2950

Page 2 of 2

Project Name SITE 3 & B0

Project No. LT0274

Samples Shipment Date _____

ONE CONTAINER PER LINE

Sample 14 Number	Sample 15 Description/Type	Date/Time 16 Collected	Container 17 Type	Sample 18 Volume	Pre-19 servative	Requested Testing 20 Program	Condition on 21 Receipt	Disposal 22 Record No.
TB-202	WATER	7/14 1000	Viol	2,400 ml	1 HCL	TCL UCA	BEA 7/18/95	

White: To accompany samples Yellow: Field copy *See back of form for special instructions.

APPENDIX B.2
INTERNAL TRACKING FORMS

CTO-0274
SITE 80, SOIL BORINGS

DATE SHIPPED	SAMPLE ID	Analysis Requested								Analysis Received								DATE EXPECTED	DATE REC'D	TURNAROUND TIME	SDG NO.	COMMENTS
		organics				Eng. P.				organics				Eng. P.								
		TCL VOA	TCL SVOA	TCL PEST/PCB	TAL METALS	TAL METALS (D)	ATTERBURG LIMITS	GRAIN SIZE	TOC	TCL VOA	TCL SVOA	TCL PEST/PCB	TAL METALS	TAL METALS (D)	ATTERBURG LIMITS	GRAIN SIZE	TOC					
11/1/94	80-RS-01	x	x	x	x					x	x	x	x				12/7/94	12/22/94	51	1864		
11/1/94	80-TB-01	x								x							12/7/94	12/22/94	51	1864		
11/1/94	80-LA-SB02-00	x	x	x	x					x	x	x	x				12/7/94	12/22/94	51	1864		
11/1/94	80-LA-SB02-06	x	x	x	x					x	x	x	x				12/7/94	12/22/94	51	1864		
11/1/94	80-LA-SB03-00	x	x	x	x					x	x	x	x				12/7/94	12/22/94	51	1864		
11/1/94	80-LA-SB03-06	x	x	x	x					x	x	x	x				12/7/94	12/22/94	51	1864		
11/1/94	80-LA-SB05-00	x	x	x	x					x	x	x	x				12/7/94	12/22/94	51	1864		
11/1/94	80-LA-SB05-06	x	x	x	x					x	x	x	x				12/7/94	12/22/94	51	1864		
11/1/94	80-MA-SB04-00	x	x	x	x					x	x	x	x				12/7/94	12/22/94	51	1864		
11/1/94	80-MA-SB04-06	x	x	x	x					x	x	x	x				12/7/94	12/22/94	51	1864		
11/2/94	80-MA-SB02-00	x	x	x	x					x	x	x	x				12/8/94	12/23/94	51	1881		
11/2/94	80-MA-SB02-06	x	x	x	x					x	x	x	x				12/8/94	12/23/94	51	1881		
11/2/94	80-RS-02	x	x	x	x												12/8/94	12/23/94	51	1881	HOLD do not analyze	
11/2/94	80-TB-02	x								x							12/8/94	12/23/94	51	1881		
11/2/94	80-LA-SB04-00	x	x	x	x					x	x	x	x				12/8/94	12/23/94	51	1881	MS/MSD	
11/2/94	80-LA-SB04-00D	x	x	x	x					x	x	x	x				12/8/94	12/23/94	51	1881		
11/2/94	80-SM-SB01-00	x	x	x	x					x	x	x	x				12/8/94	12/23/94	51	1881		
11/2/94	80-SM-SB02-00	x	x	x	x					x	x	x	x				12/8/94	12/23/94	51	1881		
11/2/94	80-SM-SB02-03	x	x	x	x					x	x	x	x				12/8/94	12/23/94	51	1881		
11/2/94	80-SM-SB03-00	x	x	x	x					x	x	x	x				12/8/94	12/23/94	51	1881	MS/MSD	
11/2/94	80-SM-SB03-00D	x	x	x	x					x	x	x	x				12/8/94	12/23/94	51	1881		
11/2/94	80-MA-SB01-00	x	x	x	x					x	x	x	x				12/8/94	12/23/94	51	1881	MS/MSD	
11/2/94	80-MA-SB01-06	x	x	x	x					x	x	x	x				12/8/94	12/23/94	51	1881	MS/MSD	
11/2/94	80-MA-SB03-00	x	x	x	x					x	x	x	x				12/8/94	12/23/94	51	1881		
11/2/94	80-MA-SB03-06	x	x	x	x					x	x	x	x				12/8/94	12/23/94	51	1881		
11/2/94	80-MA-SB01-00D	x	x	x	x					x	x	x	x				12/8/94	12/23/94	51	1881		
11/2/94	80-MA-SB01-06D	x	x	x	x					x	x	x	x				12/8/94	12/23/94	51	1881		
11/2/94	80-LA-SB04-06	x	x	x	x					x	x	x	x				12/8/94	12/23/94	51	1881	MS/MSD	

CTO-0274
SITE 80, SOIL BORINGS

DATE SHIPPED	SAMPLE ID	Analysis Requested								Analysis Received								DATE EXPECTED	DATE REC'D	TURNAROUND TIME	SDG NO.	COMMENTS
		organics				Eng. P.				organics				Eng. P.								
		TCL VOA	TCL SVOA	TCL PEST/PCB	TAL METALS	TAL METALS (D)	ATTERBURG LIMITS	GRAIN SIZE	TOC	TCL VOA	TCL SVOA	TCL PEST/PCB	TAL METALS	TAL METALS (D)	ATTERBURG LIMITS	GRAIN SIZE	TOC					
11/2/94	80-LA-SB04-06D	x	x	x	x					x	x	x	x					12/8/94	12/23/94	51	1881	
11/2/94	80-LA-SB06-00	x	x	x	x					x	x	x	x					12/8/94	12/23/94	51	1881	
11/2/94	80-LA-SB06-06	x	x	x	x					x	x	x	x					12/8/94	12/23/94	51	1881	
11/3/94	80-LA-SB07-00	x	x	x	x					x	x	x	x					12/9/94	12/19/94	46	1896	
11/3/94	80-LA-SB07-06	x	x	x	x					x	x	x	x					12/9/94	12/19/94	46	1896	
11/3/94	80-SM-SB04-00	x	x	x	x					x	x	x	x					12/9/94	12/19/94	46	1896	
11/3/94	80-SM-SB05-00	x	x	x	x					x	x	x	x					12/9/94	12/19/94	46	1896	
11/3/94	80-SM-SB06-00	x	x	x	x					x	x	x	x					12/9/94	12/19/94	46	1896	
11/3/94	80-SM-SB06-03	x	x	x	x					x	x	x	x					12/9/94	12/19/94	46	1896	
11/3/94	80-SM-SB07-00	x	x	x	x					x	x	x	x					12/9/94	12/19/94	46	1896	
11/3/94	80-SM-SB08-00	x	x	x	x					x	x	x	x					12/9/94	12/19/94	46	1896	
11/3/94	80-SM-SB09-00	x	x	x	x					x	x	x	x					12/9/94	12/19/94	46	1896	
11/3/94	80-SM-SB09-03	x	x	x	x					x	x	x	x					12/9/94	12/19/94	46	1896	
11/3/94	80-SM-SB10-00	x	x	x	x					x	x	x	x					12/9/94	12/19/94	46	1896	
11/3/94	80-DA-SB02-00	x	x	x	x					x	x	x	x					12/9/94	12/19/94	46	1896	
11/3/94	80-DA-SB01-00	x	x	x	x					x	x	x	x					12/9/94	12/19/94	46	1896	
11/3/94	80-RS-03	x	x	x	x					x	x	x	x					12/9/94	12/19/94	46	1896	
11/3/94	80-TB-03	x								x								12/9/94	12/19/94	46	1896	
11/3/94	80-OA-SB01-00	x	x	x	x					x	x	x	x					12/9/94	12/19/94	46	1896	MS/MSD
11/3/94	80-OA-SB01-00D	x	x	x	x					x	x	x	x					12/9/94	12/19/94	46	1896	
11/3/94	80-OA-SB01-07	x	x	x	x					x	x	x	x					12/9/94	12/19/94	46	1896	
11/3/94	80-OA-SB01-07D	x	x	x	x					x	x	x	x					12/9/94	12/19/94	46	1896	
11/3/94	80-OA-SB02-00	x	x	x	x					x	x	x	x					12/9/94	12/19/94	46	1896	
11/3/94	80-OA-SB02-07	x	x	x	x					x	x	x	x					12/9/94	12/19/94	46	1896	
11/3/94	80-OA-SB03-00	x	x	x	x					x	x	x	x					12/9/94	12/19/94	46	1896	
11/3/94	08-OA-SB03-06	x	x	x	x					x	x	x	x					12/9/94	12/19/94	46	1896	
11/4/94	80-OA-SB05-00	x	x	x	x					x	x	x	x					12/10/94	12/21/94	47	1905	
11/4/94	80-OA-SB05-06	x	x	x	x					x	x	x	x					12/10/94	12/21/94	47	1905	

CTO-0274
SITE 80, SOIL BORINGS

DATE SHIPPED	SAMPLE ID	Analysis Requested									Analysis Received									DATE EXPECTED	DATE REC'D	TURNAROUND TIME	SDG NO.	COMMENTS
		organics					Eng. P				organics					Eng. P.								
		TCL VOA	TCL SVOA	TCL PEST/PCB	TAL METALS	TAL METALS (D)	ATTERBURG LIMITS	GRAIN SIZE	TOC	TCL VOA	TCL SVOA	TCL PEST/PCB	TAL METALS	TAL METALS (D)	ATTERBURG LIMITS	GRAIN SIZE	TOC							
11/4/94	80-OA-SB06-00	x	x	x	x						x	x	x	x				12/10/94	12/21/94	47	1905			
11/4/94	80-OA-SB06-03	x	x	x	x						x	x	x	x				12/10/94	12/21/94	47	1905			
11/4/94	80-OA-SB06-06	x	x	x	x						x	x	x	x				12/10/94	12/21/94	47	1905			
11/4/94	80-MW04-00	x	x	x	x						x	x	x	x				12/10/94	12/21/94	47	1905			
11/4/94	80-MW04-06	x	x	x	x						x	x	x	x				12/10/94	12/21/94	47	1905			
11/4/94	80-MW05-00	x	x	x	x						x	x	x	x				12/10/94	12/21/94	47	1905			
11/4/94	80-MW05-04	x	x	x	x						x	x	x	x				12/10/94	12/21/94	47	1905			
11/4/94	80-MW05-06	x	x	x	x						x	x	x	x				12/10/94	12/21/94	47	1905			
11/4/94	80-RS-04	x	x	x	x													12/10/94	12/21/94	47	1905	HOLD do not analyze		
11/4/94	80-TB04	x									x							12/10/94	12/21/94	47	1905			
11/4/94	80-OA-SB04-00	x	x	x	x						x	x	x	x				12/10/94	12/21/94	47	1905			
11/4/94	80-OA-SB04-03	x	x	x	x						x	x	x	x				12/10/94	12/21/94	47	1905			
11/4/94	80-OA-SB04-06	x	x	x	x						x	x	x	x				12/10/94	12/21/94	47	1905			
11/5/94	80-BB-SB02-00	x	x	x	x						x	x	x	x				12/11/94	12/19/94	44	1908			
11/5/94	80-BB-SB02-03	x	x	x	x						x	x	x	x				12/11/94	12/19/94	44	1908			
11/5/94	80-BB-SB02-06	x	x	x	x						x	x	x	x				12/11/94	12/19/94	44	1908			
11/5/94	80-MW07-00	x	x	x	x						x	x	x	x				12/11/94	12/19/94	44	1908			
11/5/94	80-MW07-04	x	x	x	x						x	x	x	x				12/11/94	12/19/94	44	1908			
11/5/94	80-MW07-06	x	x	x	x						x	x	x	x				12/11/94	12/19/94	44	1908			
11/5/94	80-BB-SB03-00	x	x	x	x						x	x	x	x				12/11/94	12/19/94	44	1908			
11/5/94	80-BB-SB03-03	x	x	x	x						x	x	x	x				12/11/94	12/19/94	44	1908			
11/5/94	80-BB-SB03-06	x	x	x	x						x	x	x	x				12/11/94	12/19/94	44	1908			
11/5/94	80-BB-SB01-00	x	x	x	x						x	x	x	x				12/11/94	12/19/94	44	1908			
11/5/94	80-RS-05	x	x	x	x						x	x	x	x				12/11/94	12/19/94	44	1908			
11/5/94	80-TB-05	x									x							12/11/94	12/19/94	44	1908			
11/5/94	80-BB-SB01-03	x	x	x	x						x	x	x	x				12/11/94	12/19/94	44	1908			
11/5/94	80-BB-SB01-06	x	x	x	x						x	x	x	x				12/11/94	12/19/94	44	1908			
11/5/94	80-MW03IW-00	x	x	x	x						x	x	x	x				12/11/94	12/19/94	44	1908			

CTO-0274
SITE 80, SOIL BORINGS

DATE SHIPPED	SAMPLE ID	Analysis Requested										Analysis Received						DATE EXPECTED	DATE RECD	TURNAROUND TIME	SDG NO.	COMMENTS
		organics					Eng. P.					organics					Eng. P.					
		TCL VOA	TCL SVOA	TCL PEST/PCB	TAL METALS	TAL METALS (D)	ATTERBURG LIMITS	GRAIN SIZE	TOC	TCL VOA	TCL SVOA	TCL PEST/PCB	TAL METALS	TAL METALS (D)	ATTERBURG LIMITS	GRAIN SIZE	TOC					
11/5/94	80-MW031W-03	x	x	x	x						x	x	x	x				12/11/94	12/19/94	44	1908	MS/MSD
11/5/94	80-MW031W-03D	x	x	x	x						x	x	x	x				12/11/94	12/19/94	44	1908	
11/7/94	80-LA-SB01-00	x	x	x	x						x	x	x	x				12/13/94	12/30/94	53	1926	
11/7/94	80-LA-SB01-03	x	x	x	x						x	x	x	x				12/13/94	12/30/94	53	1926	
11/7/94	80-LA-SB01-06	x	x	x	x						x	x	x	x				12/13/94	12/30/94	53	1926	
11/7/94	80-MW06-00	x	x	x	x						x	x	x	x				12/13/94	12/30/94	53	1926	
11/7/94	80-MW06-03	x	x	x	x						x	x	x	x				12/13/94	12/30/94	53	1926	
11/7/94	80-MW06-06	x	x	x	x						x	x	x	x				12/13/94	12/30/94	53	1926	
11/7/94	80-RS-06	x	x	x	x													12/13/94	12/30/94	53	1926	HOLD do not analyze
11/7/94	80-TB-06	x									x							12/13/94	12/30/94	53	1926	
11/7/94	80-MW031W-06	x	x	x	x						x	x	x	x				12/13/94	12/30/94	53	1926	
11/7/94	80-MB-01	x	x	x	x						x	x	x	x				12/13/94	12/30/94	53	1926	mud blank
6/13/95	80-MW08-05			x									x					7/19/95	7/11/95	28	3857; 3861	
6/13/95	80-MW08-00			x									x					7/19/95	7/11/95	28	3857; 3861	
6/14/95	80-DPA-SB08-04			x									x					7/20/95	7/13/95	29	3874	
6/14/95	80-DPA-SB08-00			x									x					7/20/95	7/13/95	29	3874	
6/14/95	80-DPA-SB20-00			x									x					7/20/95	7/13/95	29	3874	
6/14/95	80-DPA-SB20-04			x									x					7/20/95	7/13/95	29	3874	
6/14/95	80-DPA-SB13-00			x									x					7/20/95	7/13/95	29	3874	
6/14/95	80-DPA-SB13-04			x									x					7/20/95	7/13/95	29	3874	
6/14/95	80-DPA-SB17-03			x									x					7/20/95	7/13/95	29	3874	
6/14/95	80-DPA-SB17-00			x									x					7/20/95	7/13/95	29	3874	
6/14/95	80-DPA-SB01-03			x									x					7/20/95	7/13/95	29	3874	
6/14/95	80-DPA-SB01-00			x									x					7/20/95	7/13/95	29	3874	
6/14/95	80-DPA-SB02-04			x									x					7/20/95	7/13/95	29	3874	
6/14/95	80-DPA-SB02-00			x									x					7/20/95	7/13/95	29	3874	
6/14/95	80-DPA-SB03-00			x									x					7/20/95	7/13/95	29	3874	
6/14/95	80-DPA-SB03-04			x									x					7/20/95	7/13/95	29	3874	

CTO-0274
SITE 80, SOIL BORINGS

DATE SHIPPED	SAMPLE ID	Analysis Requested										Analysis Received							DATE EXPECTED	DATE REC'D	TURNAROUND TIME	SDG NO.	COMMENTS
		organics					Eng. P.					organics					Eng. P.						
		TCL VOA	TCL SVOA	TCL PEST/PCB	TAL METALS	TAL METALS (D)	ATTERBURG LIMITS	GRAIN SIZE	TOC	TCL VOA	TCL SVOA	TCL PEST/PCB	TAL METALS	TAL METALS (D)	ATTERBURG LIMITS	GRAIN SIZE	TOC						
6/14/95	80-DPA-SB04-04			x								x						7/20/95	7/13/95	29	3874		
6/14/95	80-DPA-SB04-00			x								x						7/20/95	7/13/95	29	3874		
6/15/95	80-DPA-SB05-00			x								x						7/21/95	7/14/95	29	3883		
6/15/95	80-DPA-SB06-00			x								x						7/21/95	7/14/95	29	3883		
6/15/95	80-DPA-SB07-00			x								x						7/21/95	7/14/95	29	3883		
6/15/95	80-DPA-SB10-00			x								x						7/21/95	7/14/95	29	3883		
6/15/95	80-DPA-SB11-00			x								x						7/21/95	7/14/95	29	3883		
6/15/95	80-DPA-SB14-00			x								x						7/21/95	7/14/95	29	3883		
6/15/95	80-DPA-SB09-00			x								x						7/21/95	7/14/95	29	3883		
6/15/95	80-DPA-SB09-04			x								x						7/21/95	7/14/95	29	3883		
6/15/95	80-DPA-SB09-00D			x								x						7/21/95	7/14/95	29	3883		
6/15/95	80-DPA-SB09-04D			x								x						7/21/95	7/14/95	29	3883		
6/15/95	80-DPA-SB12-04			x								x						7/21/95	7/14/95	29	3883		
6/15/95	80-DPA-SB15-00			x								x						7/21/95	7/14/95	29	3883		
6/15/95	80-DPA-SB16-00			x								x						7/21/95	7/14/95	29	3883		
6/15/95	80-DPA-SB18-00			x								x						7/21/95	7/14/95	29	3883		
6/15/95	80-DPA-SB18-04			x								x						7/21/95	7/14/95	29	3883		
6/15/95	80-DPA-SB19-00			x								x						7/21/95	7/14/95	29	3883		
6/15/95	80-DPA-SB19-04			x								x						7/21/95	7/14/95	29	3883		
6/15/95	80-RB13			x								x						7/21/95	7/14/95	29	3883		
6/19/95	80-RB16			x														7/25/95	7/18/95	29	3905	on hold	
6/19/95	80-DPA-SB12-00			x								x						7/25/95	7/18/95	29	3905		
COUNT		96	90	128	90	0	0	0	0	0	0	93	87	124	87	0	0	0	0	0			

CTO-0274
SITE 80, MONITORING WELLS

DATE SHIPPED	SAMPLE ID	Analysis Requested								Analysis Received								DATE EXPECTED	DATE REC'D	TURNAROUND TIME	SDG NO.	COMMENTS
		organics				Eng. P				organics				Eng. P								
		TCL VOA	TCL SVOA	TCL PEST/PCB	TAL METALS	TAL METALS (D)	ATTERBURG LIMITS	GRAIN SIZE	TOC	TCL VOA	TCL SVOA	TCL PEST/PCB	TAL METALS	TAL METALS (D)	ATTERBURG LIMITS	GRAIN SIZE	TOC					
11/21/94	80-MW03-01	x	x	x	x					x	x	x	x				12/27/94	1/5/95	44	2116		
11/21/94	80-MW03D-01					x								x			12/27/94	1/5/95	44	2116		
11/21/94	80-MW01-01	x	x	x	x					x	x	x	x				12/27/94	1/5/95	44	2116		
11/21/94	80-MW01D-01					x								x			12/27/94	1/5/95	44	2116		
11/21/94	80-RS-08	x	x	x	x					x	x	x	x				12/27/94	1/5/95	44	2116		
11/21/94	80-RSD-08					x								x			12/27/94	1/5/95	44	2116		
11/21/94	80-MW02-01	x	x	x	x					x	x	x	x				12/27/94	1/5/95	44	2116		
11/21/94	80-MW02D-01					x								x			12/27/94	1/5/95	44	2116		
11/21/94	80-MW06-01	x	x	x	x					x	x	x	x				12/27/94	1/5/95	44	2116	MS/MSD	
11/21/94	80-MW06D-01					x								x			12/27/94	1/5/95	44	2116	MS/MSD	
11/21/94	80-MW06-01D	x	x	x	x					x	x	x	x				12/27/94	1/5/95	44	2116		
11/21/94	80-MW06D-01D					x								x			12/27/94	1/5/95	44	2116		
11/21/94	80-MW05-01	x	x	x	x					x	x	x	x				12/27/94	1/5/95	44	2116		
11/21/94	80-MW05D-01					x								x			12/27/94	1/5/95	44	2116		
11/21/94	80-TB-07	x								x							12/27/94	1/5/95	44	2116		
11/21/94	80-RS-07	x	x	x	x					x	x	x	x				12/27/94	1/5/95	44	2116		
11/21/94	80-RSD-07					x								x			12/27/94	1/5/95	44	2116		
11/21/94	80-MW04-01	x	x	x	x					x	x	x	x				12/27/94	1/5/95	44	2116		
11/21/94	80-MW04D-01					x								x			12/27/94	1/5/95	44	2116		
11/21/94	80-MW07-01	x	x	x	x					x	x	x	x				12/27/94	1/5/95	44	2116		
11/21/94	80-MW07D-01					x								x			12/27/94	1/5/95	44	2116		
12/3/94	80-MW031W-01	x	x	x	x					x	x	x	x				1/8/95	1/11/95	38	2221		
12/3/94	80-MW031WD-01					x								x			1/8/95	1/11/95	38	2221		
12/3/94	80-MW031W-01D	x	x	x	x					x	x	x	x				1/8/95	1/11/95	38	2221		
12/3/94	80-MW031WD-01D					x								x			1/8/95	1/11/95	38	2221		
7/14/95	80-MW08-01			x								x					8/19/95	8/14/95	30	4164		
7/14/95	80-RB22			x								x					8/19/95	8/14/95	30	4164		
COUNT		13	12	14	12	12	0	0	0	0	13	12	14	12	12	0	0	0	0			

APPENDIX C
WELL DEVELOPMENT RECORDS

Baker

Baker Environmental, Inc

FIELD WELL DEVELOPMENT RECORD

PROJECT: SITE 80 MCB CAMP LEJEUNE, NC

CTO NO.: 274 WELL NO.: 80-MW01

DATE: 20 NOVEMBER 1994

GEOLOGIST/ENGINEER: MD SMITH/

TIME START	DEVELOPMENT DATA						
	TIME	CUMULATIVE VOLUME (gallons)	pH	TEMP (°C)	SPEC. COND. (µmhos/cm)	TEMP (°C)	COLOR AND TURBIDITY
1058							
TIME FINISH							
1405							
INITIAL WATER LEVEL (FT)							
18.2	1058	10	4.53	18.0	800	18.0	BROWN, VERY TURBID
TOTAL WELL DEPTH (TD)							
25.6	1124	15	4.66	18.0	725	18.0	BROWN, VERY TURBID
WELL DIAMETER (INCHES)							
2"00	1148	20	4.60	18.0	800	18.0	BROWN, VERY TURBID
CALCULATED WELL VOLUME							
-	1218	25	4.58	18.0	800	18.0	BROWN, VERY TURBID
BOREHOLE DIAMETER (INCHES)							
8"	1239	30	4.47	18.5	800	18.5	BROWN, VERY TURBID
BOREHOLE VOLUME							
19.2 GAL.	1258	40	4.59	19.0	800	19.0	BROWN, VERY TURBID
AMOUNT OF WATER ADDED DURING DRILLING							
-	1337	50	4.47	18.5	800	18.5	BROWN, VERY TURBID
DEVELOPMENT METHOD							
HAND BAIL	1405	60	4.58	18.5	850	18.5	BROWN, VERY TURBID
PUMP TYPE							
-							
TOTAL TIME (A)							
247 MIN							
AVERAGE FLOW (GPM)(B)							
0.2							
TOTAL ESTIMATED WITHDRAWAL AxB=	OBSERVATIONS/NOTES BOTTOM OF WELL WAS VERY SANDY. EVERY 5-GAL BUCKET EMPTIED HAD 1/2 - 1" OF SAND.						
60 GAL							
HNU/OVA READING							
-							

Baker

Baker Environmental, Inc

FIELD WELL DEVELOPMENT RECORD

PROJECT: SITE 80 MCB CAMP LETEUNE, NC.

CTO NO.: 274 WELL NO.: 80-MW02

DATE: 20 NOVEMBER 1994

GEOLOGIST/ENGINEER: JE ZIMMERMAN/MD SMITH

TIME START	DEVELOPMENT DATA						
	TIME	CUMULATIVE VOLUME (gallons)	pH	TEMP (°C)	SPEC. COND. (µmhos/cm)	TEMP (°C)	COLOR AND TURBIDITY
0900							
TIME FINISH							
1000							
INITIAL WATER LEVEL (FT)	0910	~ 6 *	-	-	-	-	TURBID
13.50							
TOTAL WELL DEPTH (TD)							
17.82							
WELL DIAMETER (INCHES)							
2" ID							
CALCULATED WELL VOLUME							
—							
BOREHOLE DIAMETER (INCHES)							
8" OD							
BOREHOLE VOLUME							
11.2 GAL.							
AMOUNT OF WATER ADDED DURING DRILLING							
—							
DEVELOPMENT METHOD							
BAILING							
PUMP TYPE							
—							
TOTAL TIME (A)							
60 MINS.							
AVERAGE FLOW (GPM)(B)							
—							
TOTAL ESTIMATED WITHDRAWAL AXB =	OBSERVATIONS/NOTES * BAILED DRY, SLOW RECHARGE, REDEVELOPMENT ABANDONED.						
6 GAL.							
HNU/OVA READING							



FIELD WELL DEVELOPMENT RECORD

PROJECT: SITE 80 MCB CAMP LEJEUNE, NC
 CTO NO.: 274 WELL NO.: 80-MW03
 DATE: 8 NOVEMBER 1994
 GEOLOGIST/ENGINEER: _____

TIME START	DEVELOPMENT DATA						
TIME FINISH	TIME	CUMULATIVE VOLUME (gallons)	pH	TEMP (°C)	SPEC. COND. (µmhos/cm)	TEMP (°C)	COLOR AND TURBIDITY
INITIAL WATER LEVEL (FT)							
TOTAL WELL DEPTH (TD)							
WELL DIAMETER (INCHES)							
CALCULATED WELL VOLUME							
BOREHOLE DIAMETER (INCHES)							
BOREHOLE VOLUME							
AMOUNT OF WATER ADDED DURING DRILLING							
DEVELOPMENT METHOD							
PUMP TYPE							
TOTAL TIME (A)							
AVERAGE FLOW (GPM)(B)							
TOTAL ESTIMATED WITHDRAWAL AxB=	<p>OBSERVATIONS/NOTES</p> <p>* LITTLE GROUNDWATER IN WELL; BAILED DRY, SLOW RECHARGE; REDEVELOPMENT ABANDONED</p>						
HNU/OVA READING							



FIELD WELL DEVELOPMENT RECORD

PROJECT: SITE 80 MCB CAMP LEJEUNE, NC
 CTO NO.: 274 WELL NO.: 80-MW03IW
 DATE: 30 NOVEMBER 1994
 GEOLOGIST/ENGINEER: RM LEWIS

TIME START	DEVELOPMENT DATA						
TIME FINISH	TIME	CUMULATIVE VOLUME (gallons)	pH	TEMP (°C)	SPEC. COND. (µmhos/cm)	TEMP (°C)	COLOR AND TURBIDITY
1105							
1225							
INITIAL WATER LEVEL (FT) 12.92	1123	90	8.77	23.6	360	17	TAN, CLOUDY
TOTAL WELL DEPTH (TD) 74.0	1139	190	8.41	23.0	350	18	CLOUDY
WELL DIAMETER (INCHES) 2" ID.	1156	290	8.49	24.4	350	18	CLEAR
CALCULATED WELL VOLUME —	1214	400	8.60	24.1	350	18	CLEAR
BOREHOLE DIAMETER (INCHES) 6" OD	1225	460	8.61	22.2	345	18	CLEAR
BOREHOLE VOLUME 89.18 gals.							
AMOUNT OF WATER ADDED DURING DRILLING —							
DEVELOPMENT METHOD AIR							
PUMP TYPE —							
TOTAL TIME (A) 80 MIN.							
AVERAGE FLOW (GPM)(B) 5.75 gpm.							
TOTAL ESTIMATED WITHDRAWAL AxB = 460 gals.	OBSERVATIONS/NOTES						
HNU/OVA READING 0.4/0.4							

Baker

Baker Environmental, Inc

FIELD WELL DEVELOPMENT RECORDPROJECT: SITE 80 MCB CAMP LEJEUNE, NCCTO NO.: 274 WELL NO.: 80-MW04DATE: 8 NOVEMBER 1994GEOLOGIST/ENGINEER: MK DEJOHN / LH JOHNSON

TIME START 1007	DEVELOPMENT DATA						
	TIME	CUMULATIVE VOLUME (gallons)	pH	TEMP (°C)	SPEC. COND. (µmhos/cm)	TEMP (°C)	COLOR AND TURBIDITY
TIME FINISH 1042							
INITIAL WATER LEVEL (FT) 13.55	1008	0	4.61	23.0	179	23.0	BROWN, VERY TURBID
TOTAL WELL DEPTH (TD) 29.70	1014	43	4.85	21.3	156	21.3	BROWN, TURBID
WELL DIAMETER (INCHES) 2" OD	1019	65	4.78	20.2	149	20.2	LIGHT BROWN SLIGHTLY TURBID
CALCULATED WELL VOLUME -	1023	86	4.72	20.1	143	20.1	BROWN MODERATELY TURBID
	1026	108	4.65	20.1	140	20.1	LIGHT BROWN MODERATELY TURBID
BOREHOLE DIAMETER (INCHES) 8"	1029	129	4.64	20.1	138	20.1	GRAY, SLIGHTLY TURBID
	1034	151	4.60	20.7	133	20.7	NEARLY CLEAR
BOREHOLE VOLUME 42.2 GAL	1037	172	4.58	21.0	131	21.0	NEARLY CLEAR
	1039	194	4.59	21.0	131	21.0	NEARLY CLEAR
AMOUNT OF WATER ADDED DURING DRILLING -	1041	215	4.58	21.0	130	21.0	CLEAR
DEVELOPMENT METHOD PUMPING							
PUMP TYPE CENTRIFUGAL							
TOTAL TIME (A) 35 MIN							
AVERAGE FLOW (GPM)(B) 6.1							
TOTAL ESTIMATED WITHDRAWAL AxB= 215 GAL	OBSERVATIONS/NOTES						
ANU/OVA READING 0.6/0.7							

Baker

Baker Environmental, Inc

FIELD WELL DEVELOPMENT RECORD

PROJECT: SITE 80 MCB CAMP LEJEUNE, NC

CTO NO.: 274 WELL NO.: 80-MW05

DATE: 8 NOVEMBER 1994

GEOLOGIST/ENGINEER: MK DEJOHN / LH JOHNSON

TIME START	DEVELOPMENT DATA						
	TIME	CUMULATIVE VOLUME (gallons)	pH	TEMP (°C)	SPEC. COND. (µmhos/cm)	TEMP (°C)	COLOR AND TURBIDITY
0904							
TIME FINISH							
0940							
INITIAL WATER LEVEL (FT)	0905	0	6.75	21.0	510	21.0	BROWN, VERY TURBID
16.29							
TOTAL WELL DEPTH (TD)	0911	35	4.90	18.7	192	18.7	GRAY, SLIGHTLY TURBID
29.42	0919	70	4.83	18.6	170	18.6	CLEAR
WELL DIAMETER (INCHES)	0921	88	4.79	18.2	165	18.2	CLEAR
2" OD	0926	105	4.77	18.8	162	18.8	CLEAR
CALCULATED WELL VOLUME	0929	122	4.72	18.7	161	18.7	CLEAR
-	0932	140	4.70	18.7	160	18.7	CLEAR
BOREHOLE DIAMETER (INCHES)	0936	158	4.70	18.7	159	18.7	CLEAR
8"	0939	175	4.68	19.0	157	19.0	CLEAR
BOREHOLE VOLUME							
34.3 GAL							
AMOUNT OF WATER ADDED DURING DRILLING							
-							
DEVELOPMENT METHOD							
PUMPING							
PUMP TYPE							
CENTRIFUGAL							
TOTAL TIME (A)							
36 MIN							
AVERAGE FLOW (GPM)(B)							
4.9							
TOTAL ESTIMATED WITHDRAWAL AxB=	OBSERVATIONS/NOTES						
175 GAL							
ANU/OVA READING							
0.8/0.8							

Baker

Baker Environmental, Inc

FIELD WELL DEVELOPMENT RECORDPROJECT: SITE 80 MCB CAMP LEJEUNE, NCCTO NO.: 274 WELL NO.: 80-MW06DATE: 8 NOVEMBER 1994GEOLOGIST/ENGINEER: MO SMITH

TIME START 1049	DEVELOPMENT DATA						
	TIME	CUMULATIVE VOLUME (gallons)	pH	TEMP (°C)	SPEC. COND. (µmhos/cm)	TEMP (°C)	COLOR AND TURBIDITY
TIME FINISH 1813							
INITIAL WATER LEVEL (FT) 17.22	0835	1.5	6.53	17.3	355	17.3	BROWN, VERY TURBID
TOTAL WELL DEPTH (TD) 29.64	1145	16.5	5.35	19.4	390	22.0	
WELL DIAMETER (INCHES) 2" OD	1222	26	5.57	18.9	345	21.5	
CALCULATED WELL VOLUME -	1519	36	5.70	18.5	300	19.0	
	1534	42	5.38	19.2	315	19.0	
BOREHOLE DIAMETER (INCHES) 8"	1542	47	5.35	19.1	320	19.1	
	1552	52	5.27	18.4	310	19.0	
BOREHOLE VOLUME 32.4 GAL	1600	57	5.26	18.3	300	19.0	
	1606	62	5.18	18.2	292	18.9	
AMOUNT OF WATER ADDED DURING DRILLING -	1618	67	5.09	18.5	290	18.9	
	1642	77	4.89	18.1	292	18.2	
DEVELOPMENT METHOD HAND BAIL	1650	82	4.71	18.8	300	19.0	
	1702	90	5.07	18.6	298	18.2	
PUMP TYPE -	1716	97	5.15	18.4	282	18.0	
	1727	104	5.06	18.4	280	18.2	
TOTAL TIME (A) 375 MIN	1738	108	5.09	18.2	275	18.0	
AVERAGE FLOW (GPM)(B) 0.4	OBSERVATIONS/NOTES						
TOTAL ESTIMATED WITHDRAWAL AxB = 132 GAL							
ANUOVA READING 2.1/1.1							

Baker

Baker Environmental, Inc

FIELD WELL DEVELOPMENT RECORD

PROJECT: 80-MW06 (CONTINUED)

CTO NO.: 274 WELL NO.: _____

DATE: 8 NOVEMBER 1994

GEOLOGIST/ENGINEER: MD SMITH

TIME START	DEVELOPMENT DATA						
	TIME	CUMULATIVE VOLUME (gallons)	pH	TEMP (°C)	SPEC. COND. (µmhos/cm)	TEMP (°C)	COLOR AND TURBIDITY
TIME FINISH							
INITIAL WATER LEVEL (FT)	1750	113	4.90	18.5	300	18.0	
TOTAL WELL DEPTH (TD)	1758	123	5.20	18.1	290	18.2	
	1813	132	5.16	18.2	298	18.0	
WELL DIAMETER (INCHES)							
CALCULATED WELL VOLUME							
BOREHOLE DIAMETER (INCHES)							
BOREHOLE VOLUME							
AMOUNT OF WATER ADDED DURING DRILLING							
DEVELOPMENT METHOD							
PUMP TYPE							
TOTAL TIME (A)							
AVERAGE FLOW (GPM)(B)							
TOTAL ESTIMATED WITHDRAWAL AXB=	OBSERVATIONS/NOTES WATER REMAINED TURBID THROUGHOUT DEVELOPMENT, BUT WAS IMPROVED OVER INITIAL OBSERVATIONS.						
HNU/OVA READING							

Baker

Baker Environmental, Inc

FIELD WELL DEVELOPMENT RECORDPROJECT: SITE 80 MCB CAMP LEJEUNE, NCCTO NO.: 274WELL NO.: 80-MV07DATE: 8 NOVEMBER 1994GEOLOGIST/ENGINEER: MK DEJOHN / LH JOHNSON

TIME START 1110	DEVELOPMENT DATA						
	TIME	CUMULATIVE VOLUME (gallons)	pH	TEMP (°C)	SPEC. COND. (µmhos/cm)	TEMP (°C)	COLOR AND TURBIDITY
TIME FINISH 1216							
INITIAL WATER LEVEL (FT) 15.66	1111	0	5.35	21.0	221	21.0	BROWN, VERY TURBID
TOTAL WELL DEPTH (TD) 30.38	1118	20	5.25	20.0	279	20.0	LIGHT BROWN, TURBID
WELL DIAMETER (INCHES) 2"00	1126	40	5.19	20.0	220	20.0	BROWN, TURBID
CALCULATED WELL VOLUME -	1133	60	4.99	20.0	189	20.0	LIGHT GRAY SLIGHTLY TURBID
	1139	80	4.88	20.0	180	20.0	CLEAR
BOREHOLE DIAMETER (INCHES) 8"	1147	100	5.07	20.0	170	20.0	CLEAR
	1155	120	4.88	20.0	170	20.0	CLEAR
BOREHOLE VOLUME 38.4	1201	140	4.98	20.0	169	20.0	CLEAR
	1209	160	4.85	19.5	160	19.5	GRAY, SLIGHTLY TURBID
AMOUNT OF WATER ADDED DURING DRILLING -	1211	180	4.82	19.5	160	19.5	NEARLY CLEAR
	1215	200	4.81	19.0	160	19.0	CLEAR
DEVELOPMENT METHOD PUMPING							
PUMP TYPE CENTRIFUGAL							
TOTAL TIME (A) 53 MIN							
AVERAGE FLOW (GPM)(B) 3.8							
TOTAL ESTIMATED WITHDRAWAL AXB= 200 GAL	OBSERVATIONS/NOTES 3-MIN DOWNTIME TO REFUEL PUMP (1202-1205)						
MNU/OVA READING 0.9/0.9							

Baker

Baker Environmental, Inc

FIELD WELL DEVELOPMENT RECORDPROJECT: SITE 80 - MCB CAMP LETEUNE, NCCTO NO.: 274 WELL NO.: 80-MW08DATE: 16 JUNE 1995GEOLOGIST/ENGINEER: M. K. DeJOHN

TIME START	DEVELOPMENT DATA						
	TIME	CUMULATIVE VOLUME (gallons)	pH	TEMP (°C)	SPEC COND. (µmhos/cm)	TEMP (°C)	COLOR AND TURBIDITY
1349							
TIME FINISH							
1647							
INITIAL WATER LEVEL (FT)	1349	2.5	4.60	25.4	321	24.9	BROWN, VERY TURBID, OPAQUE
13.43							
TOTAL WELL DEPTH (TD)	1359	5	5.13	28.5	315	28.6	-SAME-
27.20	1422	10	5.42	29.0	274	29.2	BROWN, TURBID, TRANSLUCENT
WELL DIAMETER (INCHES)	1433	12.5	5.50	29.5	263	29.9	LT. BROWN, TURBID
2" I.D.	1445	15	5.52	28.0	254	29.4	BROWN, SLIGHTLY TURBID
CALCULATED WELL VOLUME	1458	17.5	5.61	29.5	238	30.0	CLOUDY
2.25 GAL.							
BOREHOLE DIAMETER (INCHES)	1510	20	5.63	29.2	245	30.3	-SAME-
6" OD	1523	22.5	5.64	29.1	233	30.3	-SAME-
BOREHOLE VOLUME	1534	25	5.71	29.1	232	30.0	-SAME-
20.2 GAL.							
AMOUNT OF WATER ADDED DURING DRILLING	1547	27.5	5.69	29.1	225	30.3	-SAME-
—	1558	30	5.73	29.0	227	30.1	-SAME-
DEVELOPMENT METHOD	1610	32.5	5.74	29.1	229	30.1	-SAME-
PUMPING	1622	35	5.76	28.8	225	30.3	-SAME-
PUMP TYPE	1635	37.5	5.74	28.8	222	30.0	-SAME-
WATERA							
TOTAL TIME (A)	1647	40	5.78	28.4	218	30.1	-SAME-
178 MIN.							
AVERAGE FLOW (GPM)(B)							
0.22 GPM	OBSERVATIONS/NOTES						
TOTAL ESTIMATED WITHDRAWAL AxB=							
40 GAL.							
HNU/OVA READING							
—							

APPENDIX D
IDW SUMMARY

APPENDIX D.1
IDW LETTER REPORT

Baker

Baker Environmental, Inc.
Airport Office Park, Building 3
420 Rouser Road
Coraopolis, Pennsylvania 15108

January 19, 1995

(412) 269-6000
FAX (412) 269-2002

Commander
Atlantic Division
Naval Facilities Engineering Command
1510 Gilbert Street (Building N-26)
Norfolk, Virginia 23511-6299

Attn: Ms. Katherine Landman
Navy Technical Representative
Code 1823

Re: Contract N62470-89-D-4814
Navy CLEAN, District III
Contract Task Order (CTO) 0274
IDW Sampling and Analysis
Operable Units No. 8, 11, and 12
MCB Camp Lejeune, North Carolina

Dear Ms. Landman:

This letter report describes the sample collection activities, analysis, results, and recommendations for the disposition of investigation-derived waste (IDW) present at Sites 16, 7, 80, and 3, Marine Corps Base, Camp Lejeune, North Carolina. The IDW contained in 1,000 gallon tankers, 55 gallon drums, and lab packs, were generated during the period from September 15 to December 4, 1994, during the Baker Environmental, Inc. (Baker) remedial field investigation. An inventory of the IDW along with individual site quantities are provided in Table 1. Analytical results are provided in Attachment A.

Sample Collection and Analysis

Site 16

Two liquid samples were collected from Site 16. The first sample was collected from the well development and purge water holding tank and was given the sample identification 16-TK-01. Sample 16-TK-01 was analyzed for full Target Compound List (TCL)-Organics and Target Analytic List (TAL)-Inorganics.

The second sample was collected from a (55 - gallon) drum containing decontamination fluids. This sample was given the identification 16-DRM-01. Sample 16-DRM-01 was placed on ice and then was composited with decontamination fluids from other sites and given the sample identification 274-DRM-01. Sample 274-DRM-01 was analyzed for full TCL-Organics and TAL-Inorganics. The types and quantities of IDW for Site 16 are provided on Table 1. Analytical results for Site 16 are provided in Attachment A. Note, additional drums of decontamination fluids were also generated at lot 203 (field trailer). These drums were sampled along with all the site decontamination fluids and composited for sample 274-DRM-01. The decontamination fluids generated at Lot 203 are presented on Table 1.

Site 7

Two liquid samples were collected from Site 7. The first sample was collected from the well development and purge water holding tank and was given the sample identification 7-TK-01. Sample 7-TK-01 was analyzed for full TCL-Organics and TAL-Inorganics.

The second sample was collected by compositing two (55 - gallon) drums containing decontamination fluids. This sample was given the identification 7-DRM-01. Sample 7-DRM-01 was placed on ice and then was composited with decontamination fluids from other sites and given the sample identification 274-DRM-01.



A Total Quality Corporation

Baker

Ms. Katherine Landman
January 19, 1995
Page 2

Sample 274-DRM-01 was analyzed for full TCL-Organics and TAL-Inorganics. The types and quantities of IDW for Site 7 are provided on Table 1. Analytical results for Site 7 are provided in Attachment A.

Site 80

Two liquid samples were collected from Site 80. The first sample was collected from the well development and purge water holding tanks and was given the sample identification 80-TK-01. Sample 80-TK-01 was collected by compositing the water from both holding tanks, and was analyzed for full TCL-Organics and TAL-Inorganics.

The second sample was collected from a (55 - gallon) drum containing decontamination fluids. This sample was given the identification 80-DRM-01. Sample 80-DRM-01 was placed on ice and then was composited with decontamination fluids from other sites and given the sample identification 274-DRM-01. Sample 274-DRM-01 was analyzed for full TCL-Organics and TAL-Inorganics. The types and quantities of IDW for Site 80 are provided on Table 1. Analytical results for Site 80 are provided in Attachment A.

Site 3

One solid composite sample (3-RB-01) was collected from Site 3. This composite sample was comprised of drilling mud cuttings. One representative sample was collected from each of the six (55 - gallon) drums. These samples were in turn placed into a stainless steel bowl and homogenized prior to sample packaging. Sample 3-RB-01 was analyzed for RCRA hazardous waste characteristics including TCLP, ignitability, corrosivity, reactivity, and TCL PCBs.

Two liquid samples were collected from Site 3. The first sample was collected from the well development and purge water holding tank and was given the sample identification 3-TK-01. Sample 3-TK-01 was analyzed for full TCL-Organics and TAL-Inorganics.

The second sample was a composite sample from two (55 - gallon) drums of decontamination fluids. This sample was given the identification 3-DRM-01. Sample 3-DRM-01 was placed on ice and then was composited with decontamination fluids from other sites and given the sample identification 74-DRM-01. Sample 274-DRM-01 was analyzed for full TCL-Organics and TAL-Inorganics. The types and quantities of IDW for Site 3 are provided on Table 1. Analytical results for Site 3 are provided in Attachment A.

In addition to the solid and liquid IDW generated from Site 3, the ENSYS field screening investigation conducted at Site 3 generated approximately ten (10) liters of waste methanol. The waste methanol is stored in 10 - one liter glass bottles. These glass containers have been lab packed into two 5 - gallon plastic buckets with 5 containers in each bucket. A sample of the waste methanol was not collected due to waste methanol being a F - listed waste (F003), and proper disposal to a licensed Treatment Storage Disposal Facility (TSDF) is necessary.

Results

Site 16

Sample 16-TK-01 had only two positive volatile detections, one positive detection for semivolatiles, and no positive detections for pesticides/PCBs. Inorganic analysis did not indicate concentrations above what previous background groundwater analysis has indicated for inorganics. Concentrations of all contaminants did not exceed regulatory standards for classification as hazardous by characteristic (40CFR 261.24).

Sample 274-DRM-01 which is a composite sample of the decontamination fluids from all sites including Site 16, indicated positive detections for three volatile contaminants, five positive detections for semivolatiles, and one positive detection for pesticides. Inorganic analysis did not indicate concentrations above background for inorganics. Concentrations of all contaminants did not exceed regulatory standards for classification as hazardous by characteristic (40CFR 261.24).

Baker

Ms. Katherine Landman

January 19, 1995

Page 3

Site 7

Sample 7-TK-01 had three positive volatile detections, and no positive detections for either semivolatile, or pesticide/PCB analysis. Inorganic analysis did not indicate concentrations above what previous background groundwater analysis has indicated for inorganics. Concentrations of all contaminants did not exceed 40CFR 261.24 standards.

Results of sample 274-DRM-01 which is a composite sample of the decontamination fluids from all sites, including Site 7, are provided in the results for Site 16.

Site 80

Sample 80-TK-01 had four positive volatile detections, and no positive detections for either semivolatile, or pesticide/PCB analysis. Inorganic analysis did not indicate concentrations above what previous background groundwater analysis has indicated for inorganics. Concentrations of all contaminants did not exceed 40CFR 261.24 standards.

Results of sample 274-DRM-01 which is a composite sample of the decontamination fluids from all sites, including Site 80, are provided in the results for Site 16.

Site 3

Sample 3-TK-01 had seven positive volatile detections, eleven positive semivolatile detections, and one positive detection for pesticides. Inorganic analysis did not indicate concentrations above previous background groundwater analysis has indicated for inorganics. Concentrations of all contaminants did not exceed 40CFR 261.24 standards.

Results of sample 274-DRM-01 which is a composite sample of the decontamination fluids from all sites, including Site 3, are provided in the results for Site 16.

Sample 3-RB-01 which was analyzed for RCRA hazardous waste characteristics, TCLP, and TCL-PCBs, had three positive volatile detections, and no positive detections for either semivolatiles and pesticides/herbicides. Also, PCB analysis indicated no positive detections, and inorganic analysis had one positive detection. Concentrations of all contaminants did not exceed 40CFR 261.24. Sample 3-RB-01 was not found to be reactive to sulfide and cyanide, be ignitable at less than 140 ° F, or be corrosive at less than 2 or greater than 12.

The waste methanol generated during the ENSYS soil investigation at Site 3 was not sampled. The methanol is a F - listed waste (F003), and proper disposal to a licensed TSDF is necessary.

Conclusions and Recommendations

Site 16

Analytical results indicate that samples 16-TK-01, and 274-DRM-01 have low level organic contaminant concentrations. These concentrations do not exceed regulatory values which would classify these samples as hazardous by characteristic. Therefore, the well development/purge water and the decontamination fluid will be disposed of onsite.

Baker

Ms. Katherine Landman
January 19, 1995
Page 4

Site 7

Analytical results indicate that samples 7-TK-01, and 274-DRM-01 have low level organic contaminant concentrations. These concentrations do not exceed regulatory values which would classify these samples as hazardous by characteristics. Therefore, the well development/purge water and the decontamination fluid will be disposed of onsite.

Site 80

Analytical results indicate that samples 80-TK-01, and 274-DRM-01 have low level organic contaminant concentrations. These concentrations do not exceed regulatory values which would classify these samples as hazardous by characteristics. Therefore, the well development/purge water and the decontamination fluid will be disposed of onsite.

Site 3

Analytical results indicate that samples 3-TK-01, and 274-DRM-01 have low level organic contaminant concentrations. These concentrations do not exceed regulatory values which would classify these samples as hazardous by characteristics. Therefore, the well development/purge water and the decontamination fluid will be disposed of onsite.

Analytical results for sample (3-RB-01, drilling mud cuttings) indicate low level volatile contaminant concentrations. The RCRA hazardous waste characteristics show this sample to be non-hazardous. The TCLP and RCRA results do not exceed regulatory values which would classify this sample as hazardous by characteristics. Therefore, these drilling mud cuttings will be disposed of onsite.

The 10 liters of waste methanol will be packaged and removed from the base by a licensed waste hauler, and shipped to a licensed treatment, storage disposal facility (TSDF) for disposal in a certified fuels or incineration program.

Upon LANTDIV's approval of these disposal recommendations, the IDW will be managed as identified within this letter.

If you have any questions, please do not hesitate to contact me at (412) 269-2053.

Sincerely,

Baker Environmental, Inc.

Matthew D. Bartman

Matthew D. Bartman
Project Manager

Attachment

MCD/lq

cc: Mr. Neal Paul
Mr. John Riggs

**TABLE 1
SUMMARY OF INVESTIGATIVE DERIVED WASTE
REMEDIAL INVESTIGATION, CTO-0274
MCB CAMP LEJUENE, NORTH CAROLINA**

SITE	MATERIAL	CONTAINERS		VOLUME OF WASTE	UNIT	LABORATORY ANALYSIS
		NUMBER	TYPE			
Site 16	Development/ Purge Water	1	1000 Gallon Tank	750	Gallons	TCL - Organics TAL - Inorganics
Site 16	Decon Water	1	55 Gallon Drum	55	Gallons	TCL - Organics TAL - Inorganics
Site 7	Development/ Purge Water	1	1000 Gallon Tanks	900	Gallons	TCL - Organics TAL - Inorganics
Site 7	Decon Water	2	55 Gallon Drums	70	Gallons	TCL - Organics TAL - Inorganics
Site 80	Development/ Purge Water	2	1000 Gallon Tanks	1,400	Gallons	TCL - Organics TAL - Inorganics
Site 80	Decon Water	1	55 Gallon Drums	55	Gallons	TCL - Organics TAL - Inorganics
Site 3	Development/ Purge Water	1	1000 Gallon Tanks	800	Gallons	TCL - Organics TAL - Inorganics
Site 3	Decon Water	2	55 Gallon Drums	110	Gallons	TCL - Organics TAL - Inorganics
Site 3	Drilling Mud Cuttings	6	55 Gallon Drums	40	Cubic Feet	TCLP - Organics TCLP - Inorganics RCRA - Haz. Characteristics TCL - PCBs
Site 3	Waste Methanol	10	1 Liter Bottles	10	Liters	No Analysis Performed
Lot 203	Decon Water	2	55 Gallon Drums	110	Gallons	TCL - Organics TAL - Inorganics

ATTACHMENT A (Laboratory Analysis)

1A
VOLATILE ORGANICS ANALYSIS DATA SHEET

16TK01

Lab Name: ITAS-KNOXVILLE Contract: BAKER
 Lab Code: ITSTU Case No.: 2220 SAS No.: _____ SDG No.: 3RB01
 Matrix: (soil/water) WATER Lab Sample ID: AD2051
 Sample wt/vol: 5.0 (g/mL) ML Lab File ID: AD2051
 Level: (low/med) LOW Date Received: 12/05/94
 % Moisture: not dec. _____ Date Analyzed: 12/10/94
 GC Column: RTX624 ID: 0.530 (mm) Dilution Factor: 1.0
 Soil Extract Volume: _____ (uL) Soil Aliquot Volume: _____ (uL)

CONCENTRATION UNITS:
(ug/L or ug/Kg) UG/L

CAS NO.	COMPOUND	CONCENTRATION UNITS: (ug/L or ug/Kg) <u>UG/L</u>	Q
74-87-3	Chloromethane	10	U
74-83-9	Bromomethane	10	U
75-01-4	Vinyl Chloride	10	U
75-00-3	Chloroethane	10	U
75-09-2	Methylene Chloride	1	BJ
67-64-1	Acetone	150	
75-15-0	Carbon Disulfide	10	U
75-35-4	1,1-Dichloroethene	10	U
75-34-3	1,1-Dichloroethane	10	U
540-59-0	1,2-Dichloroethene (total)	10	U
67-66-3	Chloroform	10	U
107-06-2	1,2-Dichloroethane	10	
78-93-3	2-Butanone	10	U
71-55-6	1,1,1-Trichloroethane	10	U
56-23-5	Carbon Tetrachloride	10	U
75-27-4	Bromodichloromethane	10	U
78-87-5	1,2-Dichloropropane	10	U
10061-01-5	cis-1,3-Dichloropropene	10	U
79-01-6	Trichloroethene	10	U
124-48-1	Dibromochloromethane	10	U
79-00-5	1,1,2-Trichloroethane	10	U
71-43-2	Benzene	10	U
10061-02-6	trans-1,3-Dichloropropene	10	U
75-25-2	Bromoform	10	U
108-10-1	4-Methyl-2-Pentanone	10	U
591-78-6	2-Hexanone	10	U
127-18-4	Tetrachloroethene	10	U
79-34-5	1,1,2,2-Tetrachloroethane	10	U
108-88-3	Toluene	10	U
108-90-7	Chlorobenzene	10	U
100-41-4	Ethylbenzene	10	U
100-42-5	Styrene	10	U
1330-20-7	Xylene (total)	10	U

00012
EPA SAMPLE NO.

1E
VOLATILE ORGANICS ANALYSIS DATA SHEET
TENTATIVELY IDENTIFIED COMPOUNDS

16TK01

Lab Name: ITAS-KNOXVILLE Contract: BAKER
Lab Code: ITSTU Case No.: 2220 SAS No.: _____ SDG No.: 3RB01
Matrix: (soil/water) WATER Lab Sample ID: AD2051
Sample wt/vol: 5.0 (g/mL) ML Lab File ID: AD2051
Level: (low/med) LOW Date Received: 12/05/94
% Moisture: not dec. _____ Date Analyzed: 12/10/94
GC Column: RTX624 ID: 0.530 (mm) Dilution Factor: 1.0
Soil Extract Volume: _____ (uL) Soil Aliquot Volume: _____ (uL)

CONCENTRATION UNITS:
(ug/L or ug/Kg) UG/L

Number TICs found: 1

CAS NUMBER	COMPOUND NAME	RT	EST. CONC.	Q
1.	UNKNOWN	4.77	70	J

1B
SEMIVOLATILE ORGANICS ANALYSIS DATA SHEET

16TK01

Lab Name: ITAS-KNOXVILLE Contract: BAKER
 Lab Code: ITSTU Case No.: 2220 SAS No.: _____ SDG No.: 3RB01
 Matrix: (soil/water) WATER Lab Sample ID: AD2052
 Sample wt/vol: 1000 (g/mL) ML Lab File ID: AD2052
 Level: (low/med) LOW Date Received: 12/05/94
 ‡ Moisture: _____ decanted: (Y/N) _____ Date Extracted: 12/07/94
 Concentrated Extract Volume: 1000 (uL) Date Analyzed: 12/09/94
 Injection Volume: 2.0 (uL) Dilution Factor: 1.0
 GPC Cleanup: (Y/N) N pH: _____

CONCENTRATION UNITS:
(ug/L or ug/Kg) UG/L Q

CAS NO.	COMPOUND	CONCENTRATION UNITS	Q
108-95-2	Phenol	10	U
111-44-4	bis(2-Chloroethyl) Ether	10	U
95-57-8	2-Chlorophenol	10	U
541-73-1	1,3-Dichlorobenzene	10	U
106-46-7	1,4-Dichlorobenzene	10	U
95-50-1	1,2-Dichlorobenzene	10	U
95-48-7	2-Methylphenol	10	U
108-60-1	2,2'-Oxybis(1-Chloropropane)	10	U
106-44-5	4-Methylphenol	10	U
621-64-7	N-Nitroso-Di-n-Propylamine	10	U
67-72-1	Hexachloroethane	10	U
98-95-3	Nitrobenzene	10	U
78-59-1	Isophorone	10	U
88-75-5	2-Nitrophenol	10	U
105-67-9	2,4-Dimethylphenol	10	U
111-91-1	bis(2-Chloroethoxy)Methane	10	U
120-83-2	2,4-Dichlorophenol	10	U
120-82-1	1,2,4-Trichlorobenzene	10	U
91-20-3	Naphthalene	10	U
106-47-8	4-Chloroaniline	10	U
87-68-3	Hexachlorobutadiene	10	U
59-50-7	4-Chloro-3-Methylphenol	10	U
91-57-6	2-Methylnaphthalene	10	U
77-47-4	Hexachlorocyclopentadiene	10	U
88-06-2	2,4,6-Trichlorophenol	10	U
95-95-4	2,4,5-Trichlorophenol	25	U
91-58-7	2-Chloronaphthalene	10	U
88-74-4	2-Nitroaniline	25	U
131-11-3	Dimethylphthalate	10	U
208-96-8	Acenaphthylene	10	U
606-20-2	2,6-Dinitrotoluene	10	U
99-09-2	3-Nitroaniline	25	U
83-32-9	Acenaphthene	10	U

IC
SEMIVOLATILE ORGANICS ANALYSIS DATA SHEET

16TK01

Lab Name: ITAS-KNOXVILLE Contract: BAKER
 Lab Code: ITSTU Case No.: 2220 SAS No.: _____ SDG No.: 3RB01
 Matrix: (soil/water) WATER Lab Sample ID: AD2052
 Sample wt/vol: 1000 (g/mL) ML Lab File ID: AD2052
 Level: (low/med) LOW Date Received: 12/05/94
 % Moisture: _____ decanted: (Y/N) _____ Date Extracted: 12/07/94
 Concentrated Extract Volume: 1000 (uL) Date Analyzed: 12/09/94
 Injection Volume: 2.0(uL) Dilution Factor: 1.0
 GPC Cleanup: (Y/N) N pH: _____

CONCENTRATION UNITS:
(ug/L or ug/Kg) UG/L Q

CAS NO.	COMPOUND	CONCENTRATION	Q
51-28-5	2,4-Dinitrophenol	25	U
100-02-7	4-Nitrophenol	25	U
132-64-9	Dibenzofuran	10	U
121-14-2	2,4-Dinitrotoluene	10	U
84-66-2	Diethylphthalate	10	U
7005-72-3	4-Chlorophenyl-phenylether	10	U
86-73-7	Fluorene	10	U
100-01-6	4-Nitroaniline	25	U
534-52-1	4,6-Dinitro-2-methylphenol	25	U
86-30-6	N-Nitrosodiphenylamine (1)	10	U
101-55-3	4-Bromophenyl-phenylether	10	U
118-74-1	Hexachlorobenzene	10	U
87-86-5	Pentachlorophenol	25	U
85-01-8	Phenanthrene	10	U
120-12-7	Anthracene	10	U
86-74-8	Carbazole	10	U
84-74-2	Di-n-Butylphthalate	10	U
206-44-0	Fluoranthene	10	U
129-00-0	Pyrene	10	U
85-68-7	Butylbenzylphthalate	10	U
91-94-1	3,3'-Dichlorobenzidine	10	U
56-55-3	Benzo(a)Anthracene	10	U
218-01-9	Chrysene	10	U
117-81-7	bis(2-Ethylhexyl)Phthalate	11	
117-84-0	Di-n-Octyl Phthalate	10	U
205-99-2	Benzo(b)Fluoranthene	10	U
207-08-9	Benzo(k)Fluoranthene	10	U
50-32-8	Benzo(a)Pyrene	10	U
193-39-5	Indeno(1,2,3-cd)Pyrene	10	U
53-70-3	Dibenz(a,h)Anthracene	10	U
191-24-2	Benzo(g,h,i)Perylene	10	U

(1) - Cannot be separated from Diphenylamine

00049
EPA SAMPLE NO.

1F
SEMIVOLATILE ORGANICS ANALYSIS DATA SHEET
TENTATIVELY IDENTIFIED COMPOUNDS

16TK01

Lab Name: ITAS-KNOXVILLE Contract: BAKER
Lab Code: ITSTU Case No.: 2220 SAS No.: _____ SDG No.: 3RB01
Matrix: (soil/water) WATER Lab Sample ID: AD2052
Sample wt/vol: 1000 (g/mL) ML Lab File ID: AD2052
Level: (low/med) LOW Date Received: 12/05/94
% Moisture: _____ decanted: (Y/N) _____ Date Extracted: 12/07/94
Concentrated Extract Volume: 1000 (uL) Date Analyzed: 12/09/94
Injection Volume: 2.0 (uL) Dilution Factor: 1.0
GPC Cleanup: (Y/N) N pH: _____

CONCENTRATION UNITS:
(ug/L or ug/Kg) UG/L

Number TICs found: 2

CAS NUMBER	COMPOUND NAME	RT	EST. CONC.	Q
1.	UNKNOWN	17.27	14	J
2.	UNKNOWN	18.58	3	J

00092

EPA SAMPLE NO.

ID
PESTICIDE ORGANICS ANALYSIS DATA SHEET

16TK01

Lab Name: ITAS-KNOXVILLE Contract: _____

Lab Code: _____ Case No.: WO2220 SAS No.: _____ SDG No.: 7TK01

Matrix: (soil/water) WATER Lab Sample ID: AD2052

Sample wt/vol: 1000 (g/mL) ML Lab File ID: _____

% Moisture: _____ decanted: (Y/N) _____ Date Received: 12/05/94

Extraction: (SepF/Cont/Sonc) CONT Date Extracted: 12/07/94

Concentrated Extract Volume: 10000 (uL) Date Analyzed: 12/19/94

Injection Volume: 1.00 (uL) Dilution Factor: 1.00

GPC Cleanup: (Y/N) N pH: 7.0 Sulfur Cleanup: (Y/N) N

CONCENTRATION UNITS:
(ug/L or ug/Kg) UG/L

CAS NO.

COMPOUND

Q

319-84-6-----	alpha-BHC	0.050	U
319-85-7-----	beta-BHC	0.050	U
319-86-8-----	delta-BHC	0.050	U
58-89-9-----	gamma-BHC (Lindane)	0.050	U
76-44-8-----	Heptachlor	0.050	U
309-00-2-----	Aldrin	0.050	U
1024-57-3-----	Heptachlor epoxide	0.050	U
959-98-8-----	Endosulfan I	0.050	U
60-57-1-----	Dieldrin	0.10	U
72-55-9-----	4,4'-DDE	0.10	U
72-20-8-----	Endrin	0.10	U
33213-65-9-----	Endosulfan II	0.10	U
72-54-8-----	4,4'-DDD	0.10	U
1031-07-8-----	Endosulfan sulfate	0.10	U
50-29-3-----	4,4'-DDT	0.10	U
72-43-5-----	Methoxychlor	0.50	U
53494-70-5-----	Endrin ketone	0.10	U
7421-93-4-----	Endrin aldehyde	0.10	U
5103-71-9-----	alpha-Chlordane	0.050	U
5103-74-2-----	gamma-Chlordane	0.050	U
8001-35-2-----	Toxaphene	5.0	U
12674-11-2-----	Aroclor-1016	1.0	U
11104-28-2-----	Aroclor-1221	2.0	U
11141-16-5-----	Aroclor-1232	1.0	U
53469-21-9-----	Aroclor-1242	1.0	U
12672-29-6-----	Aroclor-1248	1.0	U
11097-69-1-----	Aroclor-1254	1.0	U
11096-82-5-----	Aroclor-1260	1.0	U

1
INORGANIC ANALYSES DATA SHEET

EPA SAMPLE NO.

16TK01

Lab Name: ITAS KNOXVILLE Contract: BAKER/LEJE
 Lab Code: ITSTU Case No.: 2220 SAS No.: SDG No.: N/A
 Matrix (soil/water): WATER Lab Sample ID: AD2053
 Level (low/med): LOW Date Received: 12/05/94
 % Solids: 0.0

Concentration Units (ug/L or mg/kg dry weight): UG/L

CAS No.	Analyte	Concentration	C	Q	M
7429-90-5	Aluminum	2160	-	-	P
7440-36-0	Antimony	50.0	U	-	P
7440-38-2	Arsenic	10.0	U	-	P
7440-39-3	Barium	25.7	B	-	P
7440-41-7	Beryllium	1.0	U	-	P
7440-43-9	Cadmium	5.0	U	-	P
7440-70-2	Calcium	8350	-	-	P
7440-47-3	Chromium	10.0	U	-	P
7440-48-4	Cobalt	10.0	U	-	P
7440-50-8	Copper	10.0	U	-	P
7439-89-6	Iron	1620	-	-	P
7439-92-1	Lead	3.0	U	-	P
7439-95-4	Magnesium	1560	B	-	P
7439-96-5	Manganese	19.0	-	-	P
7439-97-6	Mercury	0.20	U	-	CV
7440-02-0	Nickel	20.0	U	-	P
7440-09-7	Potassium	1750	B	-	P
7782-49-2	Selenium	5.0	U	-	P
7440-22-4	Silver	5.0	U	-	P
7440-23-5	Sodium	8630	-	-	P
7440-28-0	Thallium	10.0	U	-	P
7440-62-2	Vanadium	10.0	U	-	P
7440-66-6	Zinc	52.2	-	-	P

Color Before: COLORLESS Clarity Before: CLEAR Texture: N/A
 Color After: COLORLESS Clarity After: CLEAR Artifacts:

Comments:

1A
VOLATILE ORGANICS ANALYSIS DATA SHEET

7TK01

Lab Name: ITAS-KNOXVILLE Contract: BAKER
 Lab Code: ITSTU Case No.: 2220 SAS No.: _____ SDG No.: 3RB01
 Matrix: (soil/water) WATER Lab Sample ID: AD2056
 Sample wt/vol: 5.0 (g/mL) ML Lab File ID: AD2056
 Level: (low/med) LOW Date Received: 12/05/94
 % Moisture: not dec. _____ Date Analyzed: 12/10/94
 GC Column: RTX624 ID: 0.530 (mm) Dilution Factor: 1.0
 Soil Extract Volume: _____ (uL) Soil Aliquot Volume: _____ (uL)

CONCENTRATION UNITS:
(ug/L or ug/Kg) UG/L

CAS NO.	COMPOUND	CONCENTRATION UNITS: (ug/L or ug/Kg) <u>UG/L</u>	Q
74-87-3	Chloromethane	10	U
74-83-9	Bromomethane	10	U
75-01-4	Vinyl Chloride	10	U
75-00-3	Chloroethane	10	U
75-09-2	Methylene Chloride	1	BJ
67-64-1	Acetone	140	
75-15-0	Carbon Disulfide	10	U
75-35-4	1,1-Dichloroethene	10	U
75-34-3	1,1-Dichloroethane	10	U
540-59-0	1,2-Dichloroethene (total)	10	U
67-66-3	Chloroform	10	U
107-06-2	1,2-Dichloroethane	10	U
78-93-3	2-Butanone	9	J
71-55-6	1,1,1-Trichloroethane	10	U
56-23-5	Carbon Tetrachloride	10	U
75-27-4	Bromodichloromethane	10	U
78-87-5	1,2-Dichloropropane	10	U
10061-01-5	cis-1,3-Dichloropropene	10	U
79-01-6	Trichloroethene	10	U
124-48-1	Dibromochloromethane	10	U
79-00-5	1,1,2-Trichloroethane	10	U
71-43-2	Benzene	10	U
10061-02-6	trans-1,3-Dichloropropene	10	U
75-25-2	Bromoform	10	U
108-10-1	4-Methyl-2-Pentanone	10	U
591-78-6	2-Hexanone	10	U
127-18-4	Tetrachloroethene	10	U
79-34-5	1,1,2,2-Tetrachloroethane	10	U
108-88-3	Toluene	10	U
108-90-7	Chlorobenzene	10	U
100-41-4	Ethylbenzene	10	U
100-42-5	Styrene	10	U
1330-20-7	Xylene (total)	10	U

1E
VOLATILE ORGANICS ANALYSIS DATA SHEET
TENTATIVELY IDENTIFIED COMPOUNDS

00010
EPA SAMPLE NO.

7TK01

Lab Name: ITAS-KNOXVILLE Contract: BAKER

Lab Code: ITSTU Case No.: 2220 SAS No.: _____ SDG No.: 3RB01

Matrix: (soil/water) WATER Lab Sample ID: AD2056

Sample wt/vol: 5.0 (g/mL) ML Lab File ID: AD2056

Level: (low/med) LOW Date Received: 12/05/94

% Moisture: not dec. _____ Date Analyzed: 12/10/94

GC Column: RTX624 ID: 0.530 (mm) Dilution Factor: 1.0

Soil Extract Volume: _____ (uL) Soil Aliquot Volume: _____ (uL)

CONCENTRATION UNITS:
(ug/L or ug/Kg) UG/L

Number TICs found: 1

CAS NUMBER	COMPOUND NAME	RT	EST. CONC.	Q
1.	UNKNOWN	4.77	15	J

00044

EPA SAMPLE NO.

1B SEMIVOLATILE ORGANICS ANALYSIS DATA SHEET

7TK01

Lab Name: ITAS-KNOXVILLE Contract: BAKER
Lab Code: ITSTU Case No.: 2220 SAS No.: SDG No.: 3RB01
Matrix: (soil/water) WATER Lab Sample ID: AD2057
Sample wt/vol: 1000 (g/mL) ML Lab File ID: AD2057
Level: (low/med) LOW Date Received: 12/05/94
% Moisture: decanted: (Y/N) Date Extracted: 12/07/94
Concentrated Extract Volume: 1000 (uL) Date Analyzed: 12/09/94
Injection Volume: 2.0 (uL) Dilution Factor: 1.0
GPC Cleanup: (Y/N) N pH:

CONCENTRATION UNITS: (ug/L or ug/Kg) ug/L Q

Table with 3 columns: CAS NO., COMPOUND, and Q. Lists various organic compounds like Phenol, Chlorophenol, and Nitrobenzene with their respective CAS numbers and quality indicators.

1C
SEMIVOLATILE ORGANICS ANALYSIS DATA SHEET

7TK01

Lab Name: ITAS-KNOXVILLE Contract: BAKER
 Lab Code: ITSTU Case No.: 2220 SAS No.: _____ SDG No.: 3RB01
 Matrix: (soil/water) WATER Lab Sample ID: AD2057
 Sample wt/vol: 1000 (g/mL) ML Lab File ID: AD2057
 Level: (low/med) LOW Date Received: 12/05/94
 % Moisture: _____ decanted: (Y/N) _____ Date Extracted: 12/07/94
 Concentrated Extract Volume: 1000 (uL) Date Analyzed: 12/09/94
 Injection Volume: 2.0 (uL) Dilution Factor: 1.0
 GPC Cleanup: (Y/N) N pH: _____ CONCENTRATION UNITS: _____

CAS NO. COMPOUND (ug/L or ug/Kg) UG/L Q

51-28-5	2,4-Dinitrophenol	25	U
100-02-7	4-Nitrophenol	25	U
132-64-9	Dibenzofuran	10	U
121-14-2	2,4-Dinitrotoluene	10	U
84-66-2	Diethylphthalate	10	U
7005-72-3	4-Chlorophenyl-phenylether	10	U
86-73-7	Fluorene	10	U
100-01-6	4-Nitroaniline	25	U
534-52-1	4,6-Dinitro-2-methylphenol	25	U
86-30-6	N-Nitrosodiphenylamine (1)	10	U
101-55-3	4-Bromophenyl-phenylether	10	U
118-74-1	Hexachlorobenzene	10	U
87-86-5	Pentachlorophenol	25	U
85-01-8	Phenanthrene	10	U
120-12-7	Anthracene	10	U
86-74-8	Carbazole	10	U
84-74-2	Di-n-Butylphthalate	10	U
206-44-0	Fluoranthene	10	U
129-00-0	Pyrene	10	U
85-68-7	Butylbenzylphthalate	10	U
91-94-1	3,3'-Dichlorobenzidine	10	U
56-55-3	Benzo(a)Anthracene	10	U
218-01-9	Chrysene	10	U
117-81-7	bis(2-Ethylhexyl)Phthalate	10	U
117-84-0	Di-n-Octyl Phthalate	10	U
205-99-2	Benzo(b)Fluoranthene	10	U
207-08-9	Benzo(k)Fluoranthene	10	U
50-32-8	Benzo(a)Pyrene	10	U
193-39-5	Indeno(1,2,3-cd)Pyrene	10	U
53-70-3	Dibenz(a,h)Anthracene	10	U
191-24-2	Benzo(g,h,i)Perylene	10	U

(1) - Cannot be separated from Diphenylamine

1F
SEMIVOLATILE ORGANICS ANALYSIS DATA SHEET
TENTATIVELY IDENTIFIED COMPOUNDS

7TK01

Lab Name: ITAS-KNOXVILLE Contract: BAKER
 Lab Code: ITSTU Case No.: 2220 SAS No.: _____ SDG No.: 3RB01
 Matrix: (soil/water) WATER Lab Sample ID: AD2057
 Sample wt/vol: 1000 (g/mL) ML Lab File ID: AD2057
 Level: (low/med) LOW Date Received: 12/05/94
 % Moisture: _____ decanted: (Y/N) _____ Date Extracted: 12/07/94
 Concentrated Extract Volume: 1000 (uL) Date Analyzed: 12/09/94
 Injection Volume: 2.0 (uL) Dilution Factor: 1.0
 GPC Cleanup: (Y/N) N pH: _____

CONCENTRATION UNITS:
(ug/L or ug/Kg) UG/L

Number TICs found: 2

CAS NUMBER	COMPOUND NAME	RT	EST. CONC.	Q
1.	UNKNOWN	18.58	3	J
2.	UNKNOWN	21.28	2	J

00091

EPA SAMPLE NO.

10
PESTICIDE ORGANICS ANALYSIS DATA SHEET

7TK01

Lab Name: ITAS-KNOXVILLE Contract: _____

Lab Code: _____ Case No.: WO2220 SAS No.: _____ SDG No.: 7TK01

Matrix: (soil/water) WATER Lab Sample ID: AD2057

Sample wt/vol: 1000 (g/mL) ML Lab File ID: _____

% Moisture: _____ decanted: (Y/N) _____ Date Received: 12/05/94

Extraction: (SepF/Cont/Sonc) CONT Date Extracted: 12/07/94

Concentrated Extract Volume: 10000 (uL) Date Analyzed: 12/19/94

Injection Volume: 1.00 (uL) Dilution Factor: 1.00

GPC cleanup: (Y/N) N pH: 7.0 Sulfur Cleanup: (Y/N) N

CONCENTRATION UNITS:
(ug/L or ug/Kg) UG/L

CAS NO.

COMPOUND

CAS NO.	COMPOUND	CONCENTRATION UNITS: (ug/L or ug/Kg) <u>UG/L</u>	Q
319-84-6	alpha-BHC	0.050	U
319-85-7	beta-BHC	0.050	U
319-86-8	delta-BHC	0.050	U
58-89-9	gamma-BHC (Lindane)	0.050	U
76-44-8	Heptachlor	0.050	U
309-00-2	Aldrin	0.050	U
1024-57-3	Heptachlor epoxide	0.050	U
959-98-8	Endosulfan I	0.10	U
60-57-1	Dieldrin	0.10	U
72-55-9	4,4'-DDE	0.10	U
72-20-8	Endrin	0.10	U
33213-65-9	Endosulfan II	0.10	U
72-54-8	4,4'-DDD	0.10	U
1031-07-8	Endosulfan sulfate	0.10	U
50-29-3	4,4'-DDT	0.50	U
72-43-5	Methoxychlor	0.10	U
53494-70-5	Endrin ketone	0.10	U
7421-93-4	Endrin aldehyde	0.050	U
5103-71-9	alpha-Chlordane	0.050	U
5103-74-2	gamma-Chlordane	5.0	U
8001-35-2	Toxaphene	1.0	U
12674-11-2	Aroclor-1016	2.0	U
11104-28-2	Aroclor-1221	1.0	U
11141-16-5	Aroclor-1232	1.0	U
53469-21-9	Aroclor-1242	1.0	U
12672-29-6	Aroclor-1248	1.0	U
11097-69-1	Aroclor-1254	1.0	U
11096-82-5	Aroclor-1260	1.0	U

00153

U.S. EPA - CLP

EPA SAMPLE NO.

1
INORGANIC ANALYSES DATA SHEET

7TK01

Lab Name: ITAS KNOXVILLE

Contract: BAKER/LEJE

SDG No.: N/A

Lab Code: ITSTU

Case No.: 2220

SAS No.:

Lab Sample ID: AD2058

Matrix (soil/water): WATER

Level (low/med): LOW

Date Received: 12/05/94

% Solids: 0.0

Concentration Units (ug/L or mg/kg dry weight): UG/L

CAS No.	Analyte	Concentration	C	Q	M
7429-90-5	Aluminum	1130			P
7440-36-0	Antimony	50.0	U		P
7440-38-2	Arsenic	10.0	U		P
7440-39-3	Barium	23.5	B		P
7440-41-7	Beryllium	1.0	U		P
7440-43-9	Cadmium	5.0	U		P
7440-70-2	Calcium	14400			P
7440-47-3	Chromium	10.0	U		P
7440-48-4	Cobalt	10.0	U		P
7440-50-8	Copper	10.0	U		P
7439-89-6	Iron	392			P
7439-92-1	Lead	3.0	U		P
7439-95-4	Magnesium	2380	B		P
7439-96-5	Manganese	7.6	B		P
7439-97-6	Mercury	0.20	U		P
7440-02-0	Nickel	20.0	U		P
7440-09-7	Potassium	2070	B		P
7782-49-2	Selenium	5.0	U		P
7440-22-4	Silver	5.0	U		P
7440-23-5	Sodium	19300			P
7440-28-0	Thallium	10.0	U		P
7440-62-2	Vanadium	10.0	U		P
7440-66-6	Zinc	61.1			P

Color Before: COLORLESS
Color After: COLORLESS

Clarity Before: CLEAR
Clarity After: CLEAR

Texture: N/A
Artifacts: _____

Comments: _____

1A
VOLATILE ORGANICS ANALYSIS DATA SHEET

EPA SAMPLE NO.

80TK01

Lab Name: ITAS-KNOXVILLE Contract: BAKER
 Lab Code: ITSTU Case No.: 2227 SAS No.: _____ SDG No.: 274DRM
 Matrix: (soil/water) WATER Lab Sample ID: AD2151
 Sample wt/vol: 5.0 (g/mL) ML Lab File ID: AD2151R
 Level: (low/med) LOW Date Received: 12/06/94
 % Moisture: not dec. _____ Date Analyzed: 12/12/94
 GC Column: RTX624 ID: 0.530 (mm) Dilution Factor: 1.0
 Soil Extract Volume: _____ (uL) Soil Aliquot Volume: _____ (uL)

CONCENTRATION UNITS: _____
(ug/L or ug/Kg) UG/L

CAS NO.	COMPOUND	CONCENTRATION	Q
74-87-3	Chloromethane	10	U
74-83-9	Bromomethane	10	U
75-01-4	Vinyl Chloride	10	U
75-00-3	Chloroethane	10	U
75-09-2	Methylene Chloride	3	BJ
67-64-1	Acetone	590	BE
75-15-0	Carbon Disulfide	10	U
75-35-4	1,1-Dichloroethene	10	U
75-34-3	1,1-Dichloroethane	10	U
540-59-0	1,2-Dichloroethene (total)	10	U
67-66-3	Chloroform	10	U
107-06-2	1,2-Dichloroethane	10	U
78-93-3	2-Butanone	7	BJ
71-55-6	1,1,1-Trichloroethane	10	U
56-23-5	Carbon Tetrachloride	10	U
75-27-4	Bromodichloromethane	10	U
78-87-5	1,2-Dichloropropane	10	U
10061-01-5	cis-1,3-Dichloropropene	10	U
79-01-6	Trichloroethene	10	U
124-48-1	Dibromochloromethane	10	U
79-00-5	1,1,2-Trichloroethane	10	U
71-43-2	Benzene	10	U
10061-02-6	trans-1,3-Dichloropropene	10	U
75-25-2	Bromoform	10	U
108-10-1	4-Methyl-2-Pentanone	10	U
591-78-6	2-Hexanone	2	J
127-18-4	Tetrachloroethene	10	U
79-34-5	1,1,2,2-Tetrachloroethane	10	U
108-88-3	Toluene	10	U
108-90-7	Chlorobenzene	10	U
100-41-4	Ethylbenzene	10	U
100-42-5	Styrene	10	U
1330-20-7	Xylene (total)	10	U

1E
VOLATILE ORGANICS ANALYSIS DATA SHEET
TENTATIVELY IDENTIFIED COMPOUNDS

EPA SAMPLE NO.

80TK01

Lab Name: ITAS-KNOXVILLE Contract: BAKER
 Lab Code: ITSTU Case No.: 2227 SAS No.: _____ SDG No.: 274DRM
 Matrix: (soil/water) WATER Lab Sample ID: AD2151
 Sample wt/vol: 5.0 (g/mL) ML Lab File ID: AD2151R
 Level: (low/med) LOW Date Received: 12/06/94
 % Moisture: not dec. _____ Date Analyzed: 12/12/94
 GC Column: RTX624 ID: 0.530 (mm) Dilution Factor: 1.0
 Soil Extract Volume: _____ (uL) Soil Aliquot Volume: _____ (uL)

Number TICs found: 3

CONCENTRATION UNITS:
(ug/L or ug/Kg) UG/L

CAS NUMBER	COMPOUND NAME	RT	EST. CONC.	Q
1.	UNKNOWN	4.70	46	J
2.	UNKNOWN ALKENE	14.27	10	J
3.	UNKNOWN	15.73	9	J

1A
VOLATILE ORGANICS ANALYSIS DATA SHEET

EPA SAMPLE NO.

80TK01DL

Lab Name: ITAS-KNOXVILLE Contract: BAKER

Lab Code: ITSTU Case No.: 2227 SAS No.: _____ SDG No.: 274DRM

Matrix: (soil/water) WATER Lab Sample ID: AD2151

Sample wt/vol: 5.0 (g/mL) ML Lab File ID: AD2151D2

Level: (low/med) LOW Date Received: 12/06/94

% Moisture: not dec. _____ Date Analyzed: 12/12/94

GC Column: RTX624 ID: 0.530 (mm) Dilution Factor: 5.0

Soil Extract Volume: _____ (uL) Soil Aliquot Volume: _____ (uL)

CONCENTRATION UNITS:
(ug/L or ug/Kg) UG/L Q

CAS NO.	COMPOUND	CONCENTRATION UNITS: (ug/L or ug/Kg) <u>UG/L</u>	Q
74-87-3	Chloromethane	50	U
74-83-9	Bromomethane	50	U
75-01-4	Vinyl Chloride	50	U
75-00-3	Chloroethane	50	U
75-09-2	Methylene Chloride	14	BDJ
67-64-1	Acetone	780	BD
75-15-0	Carbon Disulfide	50	U
75-35-4	1,1-Dichloroethene	50	U
75-34-3	1,1-Dichloroethane	50	U
540-59-0	1,2-Dichloroethene (total)	50	U
67-66-3	Chloroform	50	U
107-06-2	1,2-Dichloroethane	50	U
78-93-3	2-Butanone	39	BDJ
71-55-6	1,1,1-Trichloroethane	50	U
56-23-5	Carbon Tetrachloride	50	U
75-27-4	Bromodichloromethane	50	U
78-87-5	1,2-Dichloropropane	50	U
10061-01-5	cis-1,3-Dichloropropene	50	U
79-01-6	Trichloroethene	50	U
124-48-1	Dibromochloromethane	50	U
79-00-5	1,1,2-Trichloroethane	50	U
71-43-2	Benzene	50	U
10061-02-6	trans-1,3-Dichloropropene	50	U
75-25-2	Bromoform	50	U
108-10-1	4-Methyl-2-Pentanone	50	U
591-78-6	2-Hexanone	5	DJ
127-18-4	Tetrachloroethene	5	DJ
79-34-5	1,1,2,2-Tetrachloroethane	50	U
108-88-3	Toluene	50	U
108-90-7	Chlorobenzene	50	U
100-41-4	Ethylbenzene	50	U
100-42-5	Styrene	50	U
1330-20-7	Xylene (total)	50	U

1E
VOLATILE ORGANICS ANALYSIS DATA SHEET
TENTATIVELY IDENTIFIED COMPOUNDS

EPA SAMPLE NO.

80TK01DL

Lab Name: ITAS-KNOXVILLE Contract: BAKER
 Lab Code: ITSTU Case No.: 2227 SAS No.: _____ SDG No.: 274DRM
 Matrix: (soil/water) WATER Lab Sample ID: AD2151
 Sample wt/vol: 5.0 (g/mL) ML Lab File ID: AD2151D2
 Level: (low/med) LOW Date Received: 12/06/94
 % Moisture: not dec. _____ Date Analyzed: 12/12/94
 GC Column: RTX624 ID: 0.530 (mm) Dilution Factor: 5.0
 Soil Extract Volume: _____ (uL) Soil Aliquot Volume: _____ (uL)

Number TICs found: 1

CONCENTRATION UNITS: _____
 (ug/L or ug/Kg) UG/L

CAS NUMBER	COMPOUND NAME	RT	EST. CONC.	Q
1.	UNKNOWN	4.70	49	J

1B
SEMIVOLATILE ORGANICS ANALYSIS DATA SHEET

EPA SAMPLE NO.

80TK01

Lab Name: ITAS-KNOXVILLE Contract: BAKER

Lab Code: ITSTU Case No.: 2227 SAS No.: _____ SDG No.: 274DRM

Matrix: (soil/water) WATER Lab Sample ID: AD2152

Sample wt/vol: 1000 (g/mL) ML Lab File ID: AD2152

Level: (low/med) LOW Date Received: 12/06/94

% Moisture: _____ decanted: (Y/N) _____ Date Extracted: 12/07/94

Concentrated Extract Volume: 1000 (uL) Date Analyzed: 12/09/94

Injection Volume: 2.0 (uL) Dilution Factor: 1.0

GPC Cleanup: (Y/N) N pH: _____

CONCENTRATION UNITS:
(ug/L or ug/Kg) UG/L

CAS NO.	COMPOUND	CONCENTRATION UNITS: (ug/L or ug/Kg) <u>UG/L</u>	Q
108-95-2	Phenol	10	U
111-44-4	bis(2-Chloroethyl) Ether	10	U
95-57-8	2-Chlorophenol	10	U
541-73-1	1,3-Dichlorobenzene	10	U
106-46-7	1,4-Dichlorobenzene	10	U
95-50-1	1,2-Dichlorobenzene	10	U
95-48-7	2-Methylphenol	10	U
108-60-1	2,2'-Oxybis(1-Chloropropane)	10	U
106-44-5	4-Methylphenol	10	U
621-64-7	N-Nitroso-Di-n-Propylamine	10	U
67-72-1	Hexachloroethane	10	U
98-95-3	Nitrobenzene	10	U
78-59-1	Isophorone	10	U
88-75-5	2-Nitrophenol	10	U
105-67-9	2,4-Dimethylphenol	10	U
111-91-1	bis(2-Chloroethoxy)Methane	10	U
120-83-2	2,4-Dichlorophenol	10	U
120-82-1	1,2,4-Trichlorobenzene	10	U
91-20-3	Naphthalene	10	U
106-47-8	4-Chloroaniline	10	U
87-68-3	Hexachlorobutadiene	10	U
59-50-7	4-Chloro-3-Methylphenol	10	U
91-57-6	2-Methylnaphthalene	10	U
77-47-4	Hexachlorocyclopentadiene	10	U
88-06-2	2,4,6-Trichlorophenol	10	U
95-95-4	2,4,5-Trichlorophenol	25	U
91-58-7	2-Chloronaphthalene	10	U
88-74-4	2-Nitroaniline	25	U
131-11-3	Dimethylphthalate	10	U
208-96-8	Acenaphthylene	10	U
606-20-2	2,6-Dinitrotoluene	10	U
99-09-2	3-Nitroaniline	25	U
83-32-9	Acenaphthene	10	U

1C
SEMIVOLATILE ORGANICS ANALYSIS DATA SHEET

EPA SAMPLE NO.

80TK01

Lab Name: ITAS-KNOXVILLE Contract: BAKER
 Lab Code: ITSTU Case No.: 2227 SAS No.: _____ SDG No.: 274DRM
 Matrix: (soil/water) WATER Lab Sample ID: AD2152
 Sample wt/vol: 1000 (g/mL) ML Lab File ID: AD2152
 Level: (low/med) LOW Date Received: 12/06/94
 % Moisture: _____ decanted: (Y/N) _____ Date Extracted: 12/07/94
 Concentrated Extract Volume: 1000 (uL) Date Analyzed: 12/09/94
 Injection Volume: 2.0 (uL) Dilution Factor: 1.0
 GPC Cleanup: (Y/N) N PH: _____

CONCENTRATION UNITS:
(ug/L or ug/Kg) UG/L Q

CAS NO.	COMPOUND	CONCENTRATION UNITS	Q
51-28-5	2,4-Dinitrophenol	25	U
100-02-7	4-Nitrophenol	25	U
132-64-9	Dibenzofuran	10	U
121-14-2	2,4-Dinitrotoluene	10	U
84-66-2	Diethylphthalate	10	U
7005-72-3	4-Chlorophenyl-phenylether	10	U
86-73-7	Fluorene	10	U
100-01-6	4-Nitroaniline	25	U
534-52-1	4,6-Dinitro-2-methylphenol	25	U
86-30-6	N-Nitrosodiphenylamine (1)	10	U
101-55-3	4-Bromophenyl-phenylether	10	U
118-74-1	Hexachlorobenzene	10	U
87-86-5	Pentachlorophenol	25	U
85-01-8	Phenanthrene	10	U
120-12-7	Anthracene	10	U
86-74-8	Carbazole	10	U
84-74-2	Di-n-Butylphthalate	10	U
206-44-0	Fluoranthene	10	U
129-00-0	Pyrene	10	U
85-68-7	Butylbenzylphthalate	10	U
91-94-1	3,3'-Dichlorobenzidine	10	U
56-55-3	Benzo(a) Anthracene	10	U
218-01-9	Chrysene	10	U
117-81-7	bis(2-Ethylhexyl) Phthalate	10	U
117-84-0	Di-n-Octyl Phthalate	10	U
205-99-2	Benzo(b) Fluoranthene	10	U
207-08-9	Benzo(k) Fluoranthene	10	U
50-32-8	Benzo(a) Pyrene	10	U
193-39-5	Indeno(1,2,3-cd) Pyrene	10	U
53-70-3	Dibenz(a,h) Anthracene	10	U
191-24-2	Benzo(g,h,i) Perylene	10	U

(1) - Cannot be separated from Diphenylamine

1F
SEMIVOLATILE ORGANICS ANALYSIS DATA SHEET
TENTATIVELY IDENTIFIED COMPOUNDS

EPA SAMPLE NO.

80TK01

Lab Name: ITAS-KNOXVILLE Contract: BAKER

Lab Code: ITSTU Case No.: 2227 SAS No.: _____ SDG No.: 274DRM

Matrix: (soil/water) WATER Lab Sample ID: AD2152

Sample wt/vol: 1000 (g/mL) ML Lab File ID: AD2152

Level: (low/med) LOW Date Received: 12/06/94

% Moisture: _____ decanted: (Y/N) _____ Date Extracted: 12/07/94

Concentrated Extract Volume: 1000 (uL) Date Analyzed: 12/09/94

Injection Volume: 2.0 (uL) Dilution Factor: 1.0

GPC Cleanup: (Y/N) N pH: _____

Number TICs found: 6

CONCENTRATION UNITS:
(ug/L or ug/Kg) UG/L

CAS NUMBER	COMPOUND NAME	RT	EST. CONC.	Q
1. 872-50-4	2-PYRROLIDINONE, 1-METHYL-	6.10	19	JN
2.	UNKNOWN	13.25	3	J
3.	UNKNOWN	13.43	3	J
4.	UNKNOWN	17.68	8	J
5.	UNKNOWN	19.20	2	J
6.	UNKNOWN	19.50	2	J

1D
PESTICIDE ORGANICS ANALYSIS DATA SHEET

EPA SAMPLE NO.

80TK01

Lab Name: ITAS-KNOXVILLE Contract: _____

Lab Code: _____ Case No.: WO2227 SAS No.: _____ SDG No.: 3TK01

Matrix: (soil/water) WATER Lab Sample ID: AD2152

Sample wt/vol: 1000 (g/mL) ML Lab File ID: _____

% Moisture: _____ decanted: (Y/N) _____ Date Received: 12/05/94

Extraction: (SepF/Cont/Sonc) CONT Date Extracted: 12/07/94

Concentrated Extract Volume: 10000 (uL) Date Analyzed: 12/19/94

Injection Volume: 1.00 (uL) Dilution Factor: 1.00

GPC Cleanup: (Y/N) N pH: 7.0 Sulfur Cleanup: (Y/N) N

CONCENTRATION UNITS:
(ug/L or ug/Kg) UG/L Q

CAS NO.	COMPOUND	CONCENTRATION UNITS: (ug/L or ug/Kg) <u>UG/L</u>	Q
319-84-6	alpha-BHC	0.050	U
319-85-7	beta-BHC	0.050	U
319-86-8	delta-BHC	0.050	U
58-89-9	gamma-BHC (Lindane)	0.050	U
76-44-8	Heptachlor	0.050	U
309-00-2	Aldrin	0.050	U
1024-57-3	Heptachlor epoxide	0.050	U
959-98-8	Endosulfan I	0.050	U
60-57-1	Dieldrin	0.10	U
72-55-9	4,4'-DDE	0.10	U
72-20-8	Endrin	0.10	U
33213-65-9	Endosulfan II	0.10	U
72-54-8	4,4'-DDD	0.10	U
1031-07-8	Endosulfan sulfate	0.10	U
50-29-3	4,4'-DDT	0.10	U
72-43-5	Methoxychlor	0.50	U
53494-70-5	Endrin ketone	0.10	U
7421-93-4	Endrin aldehyde	0.10	U
5103-71-9	alpha-Chlordane	0.050	U
5103-74-2	gamma-Chlordane	0.050	U
8001-35-2	Toxaphene	5.0	U
12674-11-2	Aroclor-1016	1.0	U
11104-28-2	Aroclor-1221	2.0	U
11141-16-5	Aroclor-1232	1.0	U
53469-21-9	Aroclor-1242	1.0	U
12672-29-6	Aroclor-1248	1.0	U
11097-69-1	Aroclor-1254	1.0	U
11096-82-5	Aroclor-1260	1.0	U

1D
PESTICIDE ORGANICS ANALYSIS DATA SHEET

EPA SAMPLE NO.

80TK01RE

Lab Name: ITAS-KNOXVILLE Contract: _____

Lab Code: _____ Case No.: W02227 SAS No.: _____ SDG No.: 3TK01

Matrix: (soil/water) WATER Lab Sample ID: AD2152RE

Sample wt/vol: 1000 (g/mL) ML Lab File ID: _____

% Moisture: _____ decanted: (Y/N) _____ Date Received: 12/05/94

Extraction: (SepF/Cont/Sonc) CONT Date Extracted: 12/20/94

Concentrated Extract Volume: 10000 (uL) Date Analyzed: 12/21/94

Injection Volume: 1.00 (uL) Dilution Factor: 1.00

GPC Cleanup: (Y/N) N pH: 7.0 Sulfur Cleanup: (Y/N) N

CONCENTRATION UNITS:
(ug/L or ug/Kg) UG/L

CAS NO.	COMPOUND	Q
319-84-6	alpha-BHC	0.050 U
319-85-7	beta-BHC	0.050 U
319-86-8	delta-BHC	0.050 U
58-89-9	gamma-BHC (Lindane)	0.050 U
76-44-8	Heptachlor	0.050 U
309-00-2	Aldrin	0.050 U
1024-57-3	Heptachlor epoxide	0.050 U
959-98-8	Endosulfan I	0.10 U
60-57-1	Dieldrin	0.10 U
72-55-9	4,4'-DDE	0.10 U
72-20-8	Endrin	0.10 U
33213-65-9	Endosulfan II	0.10 U
72-54-8	4,4'-DDD	0.10 U
1031-07-8	Endosulfan sulfate	0.10 U
50-29-3	4,4'-DDT	0.50 U
72-43-5	Methoxychlor	0.10 U
53494-70-5	Endrin ketone	0.10 U
7421-93-4	Endrin aldehyde	0.050 U
5103-71-9	alpha-Chlordane	0.050 U
5103-74-2	gamma-Chlordane	5.0 U
8001-35-2	Toxaphene	1.0 U
12674-11-2	Aroclor-1016	2.0 U
11104-28-2	Aroclor-1221	1.0 U
11141-16-5	Aroclor-1232	1.0 U
53469-21-9	Aroclor-1242	1.0 U
12672-29-6	Aroclor-1248	1.0 U
11097-69-1	Aroclor-1254	1.0 U
11096-82-5	Aroclor-1260	1.0 U

U.S. EPA - CLP

1
INORGANIC ANALYSES DATA SHEET

EPA SAMPLE NO.

80TK01

Lab Name: ITAS KNOXVILLE Contract: BAKER/LEJE
 Lab Code: ITSTU Case No.: 2227 SAS No.: SDG No.: N/A
 Matrix (soil/water): WATER Lab Sample ID: AD2153
 Level (low/med): LOW Date Received: 09/12/93
 % Solids: 0.0

Concentration Units (ug/L or mg/kg dry weight): UG/L

CAS No.	Analyte	Concentration	C	Q	M
7429-90-5	Aluminum	422			P
7440-36-0	Antimony	50.0	U		P
7440-38-2	Arsenic	10.0	U		P
7440-39-3	Barium	27.7	B		P
7440-41-7	Beryllium	1.0	U		P
7440-43-9	Cadmium	5.0	U		P
7440-70-2	Calcium	44100			P
7440-47-3	Chromium	10.0	U		P
7440-48-4	Cobalt	10.0	U		P
7440-50-8	Copper	10.0	U		P
7439-89-6	Iron	344			P
7439-92-1	Lead	3.0	U		P
7439-95-4	Magnesium	3160	B		P
7439-96-5	Manganese	39.0			P
7439-97-6	Mercury	0.20	U		CV
7440-02-0	Nickel	20.0	U		P
7440-09-7	Potassium	1640	B		P
7782-49-2	Selenium	5.0	U		P
7440-22-4	Silver	5.0	U		P
7440-23-5	Sodium	22200			P
7440-28-0	Thallium	10.0	U		P
7440-62-2	Vanadium	10.0	U		P
7440-66-6	Zinc	31.9			P

Color Before: ORANGE
 Color After: COLORLESS

Clarity Before: CLOUDY
 Clarity After: CLEAR

Texture: N/A
 Artifacts: _____

Comments:

1A
VOLATILE ORGANICS ANALYSIS DATA SHEET

EPA SAMPLE NO.

3TK01

Lab Name: ITAS-KNOXVILLE Contract: BAKER

Lab Code: ITSTU Case No.: 2227 SAS No.: _____ SDG No.: 274DRM

Matrix: (soil/water) WATER Lab Sample ID: AD2145

Sample wt/vol: 5.0 (g/mL) ML Lab File ID: AD2145R

Level: (low/med) LOW Date Received: 12/06/94

% Moisture: not dec. _____ Date Analyzed: 12/12/94

GC Column: RTX624 ID: 0.530 (mm) Dilution Factor: _____ 1.0

Soil Extract Volume: _____ (uL) Soil Aliquot Volume: _____ (uL)

CONCENTRATION UNITS:
(ug/L or ug/Kg) UG/L Q

CAS NO.	COMPOUND	CONCENTRATION UNITS: (ug/L or ug/Kg) <u>UG/L</u>	Q
74-87-3	Chloromethane	3	J
74-83-9	Bromomethane	10	U
75-01-4	Vinyl Chloride	10	U
75-00-3	Chloroethane	10	U
75-09-2	Methylene Chloride	2	BJ
67-64-1	Acetone	270	BE
75-15-0	Carbon Disulfide	10	U
75-35-4	1,1-Dichloroethene	10	U
75-34-3	1,1-Dichloroethane	10	U
540-59-0	1,2-Dichloroethene (total)	10	U
67-66-3	Chloroform	10	U
107-06-2	1,2-Dichloroethane	10	U
78-93-3	2-Butanone	10	B
71-55-6	1,1,1-Trichloroethane	10	U
56-23-5	Carbon Tetrachloride	10	U
75-27-4	Bromodichloromethane	10	U
78-87-5	1,2-Dichloropropane	10	U
10061-01-5	cis-1,3-Dichloropropene	10	U
79-01-6	Trichloroethene	10	U
124-48-1	Dibromochloromethane	10	U
79-00-5	1,1,2-Trichloroethane	10	U
71-43-2	Benzene	2	J
10061-02-6	trans-1,3-Dichloropropene	10	U
75-25-2	Bromoform	10	U
108-10-1	4-Methyl-2-Pentanone	10	U
591-78-6	2-Hexanone	10	U
127-18-4	Tetrachloroethene	10	U
79-34-5	1,1,2,2-Tetrachloroethane	10	U
108-88-3	Toluene	1	J
108-90-7	Chlorobenzene	10	U
100-41-4	Ethylbenzene	10	U
100-42-5	Styrene	10	U
1330-20-7	Xylene (total)	10	U

1E
VOLATILE ORGANICS ANALYSIS DATA SHEET
TENTATIVELY IDENTIFIED COMPOUNDS

EPA SAMPLE NO.

3TK01

Lab Name: ITAS-KNOXVILLE

Contract: BAKER

Lab Code: ITSTU

Case No.: 2227

SAS No.: _____

SDG No.: 274DRM

Matrix: (soil/water) WATER

Lab Sample ID: AD2145

Sample wt/vol: 5.0 (g/mL) ML

Lab File ID: AD2145R

Level: (low/med) LOW

Date Received: 12/06/94

% Moisture: not dec. _____

Date Analyzed: 12/12/94

GC Column: RTX624 ID: 0.530 (mm)

Dilution Factor: 1.0

Soil Extract Volume: _____ (uL)

Soil Aliquot Volume: _____ (uL)

Number TICs found: 1

CONCENTRATION UNITS:
(ug/L or ug/Kg) UG/L

CAS NUMBER	COMPOUND NAME	RT	EST. CONC.	Q
1.	UNKNOWN	4.70	17	J

1A
VOLATILE ORGANICS ANALYSIS DATA SHEET

EPA SAMPLE NO.

3TK01DL

Lab Name: ITAS-KNOXVILLE Contract: BAKER

Lab Code: ITSTU Case No.: 2227 SAS No.: _____ SDG No.: 274DRM

Matrix: (soil/water) WATER Lab Sample ID: AD2145

Sample wt/vol: 5.0 (g/mL) ML Lab File ID: AD2145D

Level: (low/med) LOW Date Received: 12/06/94

% Moisture: not dec. _____ Date Analyzed: 12/12/94

GC Column: RTX624 ID: 0.530 (mm) Dilution Factor: 2.0

Soil Extract Volume: _____ (uL) Soil Aliquot Volume: _____ (uL)

CONCENTRATION UNITS:
(ug/L or ug/Kg) UG/L

CAS NO.

COMPOUND

Q

CAS NO.	COMPOUND	CONCENTRATION UNITS: (ug/L or ug/Kg) UG/L	Q
74-87-3	Chloromethane	9	DJ
74-83-9	Bromomethane	20	U
75-01-4	Vinyl Chloride	20	U
75-00-3	Chloroethane	20	U
75-09-2	Methylene Chloride	4	BDJ
67-64-1	Acetone	400	BD
75-15-0	Carbon Disulfide	20	U
75-35-4	1,1-Dichloroethene	20	U
75-34-3	1,1-Dichloroethane	20	U
540-59-0	1,2-Dichloroethene (total)	20	U
67-66-3	Chloroform	20	U
107-06-2	1,2-Dichloroethane	20	U
78-93-3	2-Butanone	11	BDJ
71-55-6	1,1,1-Trichloroethane	20	U
56-23-5	Carbon Tetrachloride	20	U
75-27-4	Bromodichloromethane	20	U
78-87-5	1,2-Dichloropropane	20	U
10061-01-5	cis-1,3-Dichloropropene	20	U
79-01-6	Trichloroethene	20	U
124-48-1	Dibromochloromethane	20	U
79-00-5	1,1,2-Trichloroethane	20	U
71-43-2	Benzene	20	U
10061-02-6	trans-1,3-Dichloropropene	20	U
75-25-2	Bromoform	20	U
108-10-1	4-Methyl-2-Pentanone	20	U
591-78-6	2-Hexanone	20	U
127-18-4	Tetrachloroethene	20	U
79-34-5	1,1,2,2-Tetrachloroethane	20	U
108-88-3	Toluene	20	U
108-90-7	Chlorobenzene	20	U
100-41-4	Ethylbenzene	20	U
100-42-5	Styrene	20	U
1330-20-7	Xylene (total)	20	U

1E
VOLATILE ORGANICS ANALYSIS DATA SHEET
TENTATIVELY IDENTIFIED COMPOUNDS

EPA SAMPLE NO.

3TK01DL

Lab Name: ITAS-KNOXVILLE Contract: BAKER

Lab Code: ITSTU Case No.: 2227 SAS No.: _____ SDG No.: 274DRM

Matrix: (soil/water) WATER Lab Sample ID: AD2145

Sample wt/vol: 5.0 (g/mL) ML Lab File ID: AD2145D

Level: (low/med) LOW Date Received: 12/06/94

% Moisture: not dec. _____ Date Analyzed: 12/12/94

GC Column: RTX624 ID: 0.530 (mm) Dilution Factor: 2.0

Soil Extract Volume: _____ (uL) Soil Aliquot Volume: _____ (uL)

Number TICs found: 2

CONCENTRATION UNITS:
(ug/L or ug/Kg) UG/L

CAS NUMBER	COMPOUND NAME	RT	EST. CONC.	Q
1.	UNKNOWN	2.33	12	J
2.	UNKNOWN	4.73	41	J

1B
SEMIVOLATILE ORGANICS ANALYSIS DATA SHEET

EPA SAMPLE NO.

3TK01

Lab Name: ITAS-KNOXVILLE Contract: BAKER
 Lab Code: ITSTU Case No.: 2227 SAS No.: _____ SDG No.: 274DRM
 Matrix: (soil/water) WATER Lab Sample ID: AD2146
 Sample wt/vol: 1000 (g/mL) ML Lab File ID: AD2146
 Level: (low/med) LOW Date Received: 12/06/94
 % Moisture: _____ decanted: (Y/N) _____ Date Extracted: 12/07/94
 Concentrated Extract Volume: 1000 (uL) Date Analyzed: 12/09/94
 Injection Volume: 2.0 (uL) Dilution Factor: 1.0
 GPC Cleanup: (Y/N) N pH: _____

CONCENTRATION UNITS:
(ug/L or ug/Kg) UG/L

CAS NO.	COMPOUND	CONCENTRATION UNITS: (ug/L or ug/Kg) <u>UG/L</u>	Q
108-95-2	Phenol	10	U
111-44-4	bis(2-Chloroethyl) Ether	10	U
95-57-8	2-Chlorophenol	10	U
541-73-1	1,3-Dichlorobenzene	10	U
106-46-7	1,4-Dichlorobenzene	10	U
95-50-1	1,2-Dichlorobenzene	10	U
95-48-7	2-Methylphenol	10	U
108-60-1	2,2'-Oxybis(1-Chloropropane)	10	U
106-44-5	4-Methylphenol	10	U
621-64-7	N-Nitroso-Di-n-Propylamine	10	U
67-72-1	Hexachloroethane	10	U
98-95-3	Nitrobenzene	10	U
78-59-1	Isophorone	10	U
88-75-5	2-Nitrophenol	10	U
105-67-9	2,4-Dimethylphenol	10	U
111-91-1	bis(2-Chloroethoxy)Methane	10	U
120-83-2	2,4-Dichlorophenol	10	U
120-82-1	1,2,4-Trichlorobenzene	10	U
91-20-3	Naphthalene	10	U
106-47-8	4-Chloroaniline	10	U
87-68-3	Hexachlorobutadiene	10	U
59-50-7	4-Chloro-3-Methylphenol	10	U
91-57-6	2-Methylnaphthalene	10	U
77-47-4	Hexachlorocyclopentadiene	10	U
88-06-2	2,4,6-Trichlorophenol	10	U
95-95-4	2,4,5-Trichlorophenol	25	U
91-58-7	2-Chloronaphthalene	10	U
88-74-4	2-Nitroaniline	25	U
131-11-3	Dimethylphthalate	10	U
208-96-8	Acenaphthylene	10	U
606-20-2	2,6-Dinitrotoluene	10	U
99-09-2	3-Nitroaniline	25	U
83-32-9	Acenaphthene	100	E

Residue

1C
SEMIVOLATILE ORGANICS ANALYSIS DATA SHEET

EPA SAMPLE NO.

3TK01

Lab Name: ITAS-KNOXVILLE Contract: BAKER
 Lab Code: ITSTU Case No.: 2227 SAS No.: _____ SDG No.: 274DRM
 Matrix: (soil/water) WATER Lab Sample ID: AD2146
 Sample wt/vol: 1000 (g/mL) ML Lab File ID: AD2146
 Level: (low/med) LOW Date Received: 12/06/94
 % Moisture: _____ decanted: (Y/N) _____ Date Extracted: 12/07/94
 Concentrated Extract Volume: 1000 (uL) Date Analyzed: 12/09/94
 Injection Volume: 2.0 (uL) Dilution Factor: 1.0
 GPC Cleanup: (Y/N) N pH: _____

CONCENTRATION UNITS:
(ug/L or ug/Kg) UG/L

CAS NO. COMPOUND

CAS NO.	COMPOUND	CONCENTRATION UNITS	Q
51-28-5	2,4-Dinitrophenol	25	U
100-02-7	4-Nitrophenol	25	U
132-64-9	Dibenzofuran	45	
121-14-2	2,4-Dinitrotoluene	10	U
84-66-2	Diethylphthalate	10	U
7005-72-3	4-Chlorophenyl-phenylether	10	U
86-73-7	Fluorene	62	
100-01-6	4-Nitroaniline	25	U
534-52-1	4,6-Dinitro-2-methylphenol	25	U
86-30-6	N-Nitrosodiphenylamine (1)	10	U
101-55-3	4-Bromophenyl-phenylether	10	U
118-74-1	Hexachlorobenzene	10	U
87-86-5	Pentachlorophenol	25	U
85-01-8	Phenanthrene	150	U
120-12-7	Anthracene	10	U
86-74-8	Carbazole	6	J
84-74-2	Di-n-Butylphthalate	10	U
206-44-0	Fluoranthene	35	
129-00-0	Pyrene	26	
85-68-7	Butylbenzylphthalate	10	U
91-94-1	3,3'-Dichlorobenzidine	10	U
56-55-3	Benzo(a)Anthracene	2	J
218-01-9	Chrysene	2	J
117-81-7	bis(2-Ethylhexyl)Phthalate	1	J
117-84-0	Di-n-Octyl Phthalate	10	U
205-99-2	Benzo(b)Fluoranthene	10	U
207-08-9	Benzo(k)Fluoranthene	10	U
50-32-8	Benzo(a)Pyrene	10	U
193-39-5	Indeno(1,2,3-cd)Pyrene	10	U
53-70-3	Dibenz(a,h)Anthracene	10	U
191-24-2	Benzo(g,h,i)Perylene	10	U

(1) - Cannot be separated from Diphenylamine

1F
SEMIVOLATILE ORGANICS ANALYSIS DATA SHEET
TENTATIVELY IDENTIFIED COMPOUNDS

EPA SAMPLE NO.

3TK01

Lab Name: ITAS-KNOXVILLE Contract: BAKER

Lab Code: ITSTU Case No.: 2227 SAS No.: _____ SDG No.: 274DRM

Matrix: (soil/water) WATER Lab Sample ID: AD2146

Sample wt/vol: 1000 (g/mL) ML Lab File ID: AD2146

Level: (low/med) LOW Date Received: 12/06/94

‡ Moisture: _____ decanted: (Y/N) _____ Date Extracted: 12/07/94

Concentrated Extract Volume: 1000 (uL) Date Analyzed: 12/09/94

Injection Volume: 2.0 (uL) Dilution Factor: 1.0

GPC Cleanup: (Y/N) N pH: _____

Number TICs found: 23

CONCENTRATION UNITS:
(ug/L or ug/Kg) UG/L

CAS NUMBER	COMPOUND NAME	RT	EST. CONC.	Q
1.	UNKNOWN	7.57	2	J
2.	UNKNOWN	8.73	12	J
3.	UNKNOWN	9.33	.4	J
4.	NAPHTHALENE, -DIMETHYL-	9.68	6	JY
5.	NAPHTHALENE, -DIMETHYL-	9.85	8	JY
6.	NAPHTHALENE, -DIMETHYL-	10.08	2	JY
7.	UNKNOWN	10.22	2	J
8.	UNKNOWN	10.73	6	J
9.	UNKNOWN PAH	11.93	6	J
10.	UNKNOWN	12.02	3	J
11.	UNKNOWN	12.12	5	J
12.	UNKNOWN	12.20	18	J
13.	UNKNOWN	12.62	2	J
14.	UNKNOWN PAH	12.75	2	J
15.	9H-FLUORENE, -METHYL-	13.00	3	JY
16.	UNKNOWN	13.58	2	J
17.	132-65-0 DIBENZOTHIOPHENE	13.67	5	JN
18.	UNKNOWN	14.08	6	J
19.	UNKNOWN PAH	14.52	3	J
20.	UNKNOWN PAH	15.17	3	J
21.	UNKNOWN PAH	15.23	3	J
22.	UNKNOWN PAH	15.47	12	J
23.	UNKNOWN PAH	17.27	12	J

1B
SEMIVOLATILE ORGANICS ANALYSIS DATA SHEET

EPA SAMPLE NO.

3TK01DL

Lab Name: ITAS-KNOXVILLE Contract: BAKER

Lab Code: ITSTU Case No.: 2227 SAS No.: _____ SDG No.: 274DRM

Matrix: (soil/water) WATER Lab Sample ID: AD2146

Sample wt/vol: 1000 (g/mL) ML Lab File ID: AD2146D

Level: (low/med) LOW Date Received: 12/06/94

% Moisture: _____ decanted: (Y/N) _____ Date Extracted: 12/07/94

Concentrated Extract Volume: 1000 (uL) Date Analyzed: 12/13/94

Injection Volume: 2.0 (uL) Dilution Factor: 3.0

GPC Cleanup: (Y/N) N pH: _____

CONCENTRATION UNITS:
(ug/L or ug/Kg) UG/L

CAS NO.

COMPOUND

Q

108-95-2-----	Phenol	30	U
111-44-4-----	bis(2-Chloroethyl) Ether	30	U
95-57-8-----	2-Chlorophenol	30	U
541-73-1-----	1,3-Dichlorobenzene	30	U
106-46-7-----	1,4-Dichlorobenzene	30	U
95-50-1-----	1,2-Dichlorobenzene	30	U
95-48-7-----	2-Methylphenol	30	U
108-60-1-----	2,2'-Oxybis(1-Chloropropane)	30	U
106-44-5-----	4-Methylphenol	30	U
621-64-7-----	N-Nitroso-Di-n-Propylamine	30	U
67-72-1-----	Hexachloroethane	30	U
98-95-3-----	Nitrobenzene	30	U
78-59-1-----	Isophorone	30	U
88-75-5-----	2-Nitrophenol	30	U
105-67-9-----	2,4-Dimethylphenol	30	U
111-91-1-----	bis(2-Chloroethoxy)Methane	30	U
120-83-2-----	2,4-Dichlorophenol	30	U
120-82-1-----	1,2,4-Trichlorobenzene	30	U
91-20-3-----	Naphthalene	30	U
106-47-8-----	4-Chloroaniline	30	U
87-68-3-----	Hexachlorobutadiene	30	U
59-50-7-----	4-Chloro-3-Methylphenol	30	U
91-57-6-----	2-Methylnaphthalene	30	U
77-47-4-----	Hexachlorocyclopentadiene	30	U
88-06-2-----	2,4,6-Trichlorophenol	30	U
95-95-4-----	2,4,5-Trichlorophenol	75	U
91-58-7-----	2-Chloronaphthalene	30	U
88-74-4-----	2-Nitroaniline	75	U
131-11-3-----	Dimethylphthalate	30	U
208-96-8-----	Acenaphthylene	30	U
606-20-2-----	2,6-Dinitrotoluene	30	U
99-09-2-----	3-Nitroaniline	75	U
83-32-9-----	Acenaphthene	77	D

1C
SEMIVOLATILE ORGANICS ANALYSIS DATA SHEET

EPA SAMPLE NO.

3TK01DL

Lab Name: ITAS-KNOXVILLE Contract: BAKER

Lab Code: ITSTU Case No.: 2227 SAS No.: _____ SDG No.: 274DRM

Matrix: (soil/water) WATER Lab Sample ID: AD2146

Sample wt/vol: 1000 (g/mL) ML Lab File ID: AD2146D

Level: (low/med) LOW Date Received: 12/06/94

% Moisture: _____ decanted: (Y/N) _____ Date Extracted: 12/07/94

Concentrated Extract Volume: 1000 (uL) Date Analyzed: 12/13/94

Injection Volume: 2.0 (uL) Dilution Factor: 3.0

GPC Cleanup: (Y/N) N pH: _____

CONCENTRATION UNITS:
(ug/L or ug/Kg) UG/L Q

CAS NO.	COMPOUND		
51-28-5	2,4-Dinitrophenol	75	U
100-02-7	4-Nitrophenol	75	U
132-64-9	Dibenzofuran	37	D
121-14-2	2,4-Dinitrotoluene	30	U
84-66-2	Diethylphthalate	30	U
7005-72-3	4-Chlorophenyl-phenylether	30	U
86-73-7	Fluorene	54	D
100-01-6	4-Nitroaniline	75	U
534-52-1	4,6-Dinitro-2-methylphenol	75	U
86-30-6	N-Nitrosodiphenylamine (1)	30	U
101-55-3	4-Bromophenyl-phenylether	30	U
118-74-1	Hexachlorobenzene	30	U
87-86-5	Pentachlorophenol	75	U
85-01-8	Phenanthrene	120	D
120-12-7	Anthracene	8	DJ
86-74-8	Carbazole	5	DJ
84-74-2	Di-n-Butylphthalate	30	U
206-44-0	Fluoranthene	31	D
129-00-0	Pyrene	22	DJ
85-68-7	Butylbenzylphthalate	30	U
91-94-1	3,3'-Dichlorobenzidine	30	U
56-55-3	Benzo(a)Anthracene	30	U
218-01-9	Chrysene	30	U
117-81-7	bis(2-Ethylhexyl) Phthalate	30	U
117-84-0	Di-n-Octyl Phthalate	30	U
205-99-2	Benzo(b) Fluoranthene	30	U
207-08-9	Benzo(k) Fluoranthene	30	U
50-32-8	Benzo(a) Pyrene	30	U
193-39-5	Indeno(1,2,3-cd) Pyrene	30	U
53-70-3	Dibenz(a,h)Anthracene	30	U
191-24-2	Benzo(g,h,i) Perylene	30	U

(1) - Cannot be separated from Diphenylamine

1F
SEMIVOLATILE ORGANICS ANALYSIS DATA SHEET
TENTATIVELY IDENTIFIED COMPOUNDS

EPA SAMPLE NO.

3TK01DL

Lab Name: ITAS-KNOXVILLE Contract: BAKER

Lab Code: ITSTU Case No.: 2227 SAS No.: _____ SDG No.: 274DRM

Matrix: (soil/water) WATER Lab Sample ID: AD2146

Sample wt/vol: 1000 (g/mL) ML Lab File ID: AD2146D

Level: (low/med) LOW Date Received: 12/06/94

% Moisture: _____ decanted: (Y/N) _____ Date Extracted: 12/07/94

Concentrated Extract Volume: 1000 (uL) Date Analyzed: 12/13/94

Injection Volume: 2.0 (uL) Dilution Factor: 3.0

GPC Cleanup: (Y/N) N pH: _____

CONCENTRATION UNITS:
(ug/L or ug/Kg) UG/L

Number TICs found: 10

CAS NUMBER	COMPOUND NAME	RT	EST. CONC.	Q
1.	ETHANOL, UNKNOWN ETHER SUBST	8.13	6	J
2.	UNKNOWN PAH	9.75	9	J
3. 569-41-5	NAPHTHALENE, -DIMETHYL-	10.97	8	JY
4.	UNKNOWN	11.90	8	J
5.	UNKNOWN	13.43	17	J
6.	UNKNOWN	13.88	8	J
7. 132-65-0	DIBENZOTHIOPHENE	15.00	8	JN
8.	UNKNOWN	15.42	10	J
9. 263-64-5	UNKNOWN PAH	16.85	11	J
10.	UNKNOWN	18.37	13	J

*Plus
rel-1/94*

1D
PESTICIDE ORGANICS ANALYSIS DATA SHEET

EPA SAMPLE NO.

3TK01

Lab Name: ITAS-KNOXVILLE Contract: _____

Lab Code: _____ Case No.: WO2227 SAS No.: _____ SDG No.: 3TK01

Matrix: (soil/water) WATER Lab Sample ID: AD2146

Sample wt/vol: 1000 (g/mL) ML Lab File ID: _____

% Moisture: _____ decanted: (Y/N) _____ Date Received: 12/05/94

Extraction: (SepF/Cont/Sonc) CONT Date Extracted: 12/07/94

Concentrated Extract Volume: 10000 (uL) Date Analyzed: 12/19/94

Injection Volume: 1.00 (uL) Dilution Factor: 1.00

GPC Cleanup: (Y/N) N pH: 7.0 Sulfur Cleanup: (Y/N) N

CONCENTRATION UNITS:
(ug/L or ug/Kg) UG/L Q

CAS NO.	COMPOUND	CONCENTRATION UNITS: (ug/L or ug/Kg) <u>UG/L</u>	Q
319-84-6	alpha-BHC	0.050	U
319-85-7	beta-BHC	0.050	U
319-86-8	delta-BHC	0.050	U
58-89-9	gamma-BHC (Lindane)	0.050	U
76-44-8	Heptachlor	0.050	U
309-00-2	Aldrin	0.050	U
1024-57-3	Heptachlor epoxide	0.050	U
959-98-8	Endosulfan I	0.10	U
60-57-1	Dieldrin	0.10	U
72-55-9	4,4'-DDE	0.10	U
72-20-8	Endrin	0.10	U
33213-65-9	Endosulfan II	0.10	U
72-54-8	4,4'-DDD	0.10	U
1031-07-8	Endosulfan sulfate	0.10	U
50-29-3	4,4'-DDT	0.10	U
72-43-5	Methoxychlor	0.50	U
53494-70-5	Endrin ketone	0.10	U
7421-93-4	Endrin aldehyde	0.11	P
5103-71-9	alpha-Chlordane	0.050	U
5103-74-2	gamma-Chlordane	0.050	U
8001-35-2	Toxaphene	5.0	U
12674-11-2	Aroclor-1016	1.0	U
11104-28-2	Aroclor-1221	2.0	U
11141-16-5	Aroclor-1232	1.0	U
53469-21-9	Aroclor-1242	1.0	U
12672-29-6	Aroclor-1248	1.0	U
11097-69-1	Aroclor-1254	1.0	U
11096-82-5	Aroclor-1260	1.0	U

1D
PESTICIDE ORGANICS ANALYSIS DATA SHEET

EPA SAMPLE NO.

3TK01 AE

Lab Name: ITAS-KNOXVILLE Contract: _____

Lab Code: _____ Case No.: WO2227 SAS No.: _____ SDG No.: 3TK01

Matrix: (soil/water) WATER Lab Sample ID: AD2146RE

Sample wt/vol: 1000 (g/mL) ML Lab File ID: _____

% Moisture: _____ decanted: (Y/N) _____ Date Received: 12/05/94

Extraction: (SepF/Cont/Sonc) CONT Date Extracted: 12/20/94

Concentrated Extract Volume: 10000 (uL) Date Analyzed: 12/21/94

Injection Volume: 1.00 (uL) Dilution Factor: 1.00

GPC Cleanup: (Y/N) N pH: 7.0 Sulfur Cleanup: (Y/N) N

CONCENTRATION UNITS:
(ug/L or ug/Kg) UG/L Q

CAS NO.	COMPOUND	CONCENTRATION UNITS: (ug/L or ug/Kg) <u>UG/L</u>	Q
319-84-6	alpha-BHC	0.050	U
319-85-7	beta-BHC	0.050	U
319-86-8	delta-BHC	0.050	U
58-89-9	gamma-BHC (Lindane)	0.050	U
76-44-8	Heptachlor	0.050	U
309-00-2	Aldrin	0.050	U
1024-57-3	Heptachlor epoxide	0.050	U
959-98-8	Endosulfan I	0.050	U
60-57-1	Dieldrin	0.10	U
72-55-9	4,4'-DDE	0.10	U
72-20-8	Endrin	0.10	U
33213-65-9	Endosulfan II	0.10	U
72-54-8	4,4'-DDD	0.13	P
1031-07-8	Endosulfan sulfate	0.10	U
50-29-3	4,4'-DDT	0.10	U
72-43-5	Methoxychlor	0.50	U
53494-70-5	Endrin ketone	0.10	U
7421-93-4	Endrin aldehyde	0.22	
5103-71-9	alpha-Chlordane	0.050	U
5103-74-2	gamma-Chlordane	0.050	U
8001-35-2	Toxaphene	5.0	U
12674-11-2	Aroclor-1016	1.0	U
11104-28-2	Aroclor-1221	2.0	U
11141-16-5	Aroclor-1232	1.0	U
53469-21-9	Aroclor-1242	1.0	U
12672-29-6	Aroclor-1248	1.0	U
11097-69-1	Aroclor-1254	1.0	U
11096-82-5	Aroclor-1260	1.0	U

U.S. EPA - CLP

1
INORGANIC ANALYSES DATA SHEET

EPA SAMPLE NO.

3TK01

Lab Name: ITAS KNOXVILLE Contract: BAKER/LEJE
 Lab Code: ITSTU Case No.: 2227 SAS No.: SDG No.: N/A
 Matrix (soil/water): WATER Lab Sample ID: AD2147
 Level (low/med): LOW Date Received: 09/12/93
 % Solids: 0.0

Concentration Units (ug/L or mg/kg dry weight): UG/L

CAS No.	Analyte	Concentration	C	Q	M
7429-90-5	Aluminum	98100			P
7440-36-0	Antimony	50.0	U		P
7440-38-2	Arsenic	36.3			P
7440-39-3	Barium	534			P
7440-41-7	Beryllium	7.5			P
7440-43-9	Cadmium	10.8			P
7440-70-2	Calcium	362000			P
7440-47-3	Chromium	220			P
7440-48-4	Cobalt	23.7	B		P
7440-50-8	Copper	286			P
7439-89-6	Iron	72700			P
7439-92-1	Lead	72.0			P
7439-95-4	Magnesium	12800			P
7439-96-5	Manganese	650			P
7439-97-6	Mercury	0.46			CV
7440-02-0	Nickel	67.6			P
7440-09-7	Potassium	7540			P
7782-49-2	Selenium	9.7			P
7440-22-4	Silver	5.0	U		P
7440-23-5	Sodium	17500			P
7440-28-0	Thallium	10.0	U		P
7440-62-2	Vanadium	165			P
7440-66-6	Zinc	587			P

Color Before: ORANGE Clarity Before: CLOUDY Texture: N/A
 Color After: COLORLESS Clarity After: CLEAR Artifacts:

Comments:

TCLP VOLATILES ANALYSIS

Laboratory Name:	Quanterra-Knoxville	Job Number:	2220
Contract Name:	Quanterra-Export	TCLP Date:	N/A
Client Sample ID:	3-RB-01	Analysis Date:	12/10/94
Lab Sample ID:	AD2064	Sample Matrix:	Soil
Concentration Units:	mg/liter (ppm) in the leachate		

Compound	Concentration	Qualifier	Detection Limit
benzene	0.025	U	0.025
carbon tetrachloride	0.025	U	0.025
chlorobenzene	0.005	J	0.025
chloroform	0.025	U	0.025
1,2-dichloroethane	0.025	U	0.025
1,1-dichloroethene	0.025	U	0.025
methyl ethyl ketone	0.075	+	0.050
tetrachloroethene	0.006	J	0.025
trichloroethene	0.025	U	0.025
vinyl chloride	0.050	U	0.050

+ - Positive result.
 J - Indicates an estimated value less than the detection limit.
 U - Compound was analyzed for but not detected. The number is the detection limit for the sample.

TCLP SEMIVOLATILES ANALYSIS

Laboratory Name:	Quanterra-Knoxville	Job Number:	2220
Contract Name:	Quanterra-Export	TCLP Date:	N/A
Client Sample ID:	3-RB-01	Extraction Date:	12/07/94
Lab Sample ID:	AD2065	Analysis Date:	12/14/94
Concentration Units:	mg/liter (ppm) in the leachate	Sample Matrix:	Soil

Compound	Concentration	Qualifier	Detection Limit
total cresols	0.04	U	0.04
1,4-dichlorobenzene	0.04	U	0.04
2,4-dinitrotoluene	0.04	U	0.04
hexachlorobenzene	0.04	U	0.04
hexachloro-1,3-butadiene	0.04	U	0.04
hexachloroethane	0.04	U	0.04
nitrobenzene	0.04	U	0.04
pentachlorophenol	0.20	U	0.20
pyridine	0.40	U	0.40
2,4,5-trichlorophenol	0.20	U	0.20
2,4,6-trichlorophenol	0.04	U	0.04

U - Compound was analyzed for but not detected. The number is the detection limit for the sample.

TCLP PESTICIDES ANALYSIS

Laboratory Name:	Quanterra-Knoxville	Job Number:	2220
Contract Name:	Quanterra-Export	TCLP Date:	N/A
Client Sample ID:	3-RB-01	Extraction Date:	12/07/94
Lab Sample ID:	AD2065	Analysis Date:	12/08/94
Concentration Units:	mg/liter (ppm) in the leachate	Sample Matrix:	Leachate

Compound	Concentration	Qualifier	Detection Limit
lindane	0.008	U	0.008
heptachlor	0.001	U	0.001
heptachlor epoxide	0.001	U	0.001
endrin	0.004	U	0.004
methoxychlor	0.08	U	0.08
chlordane	0.006	U	0.006
toxaphene	0.1	U	0.1

U - Compound was analyzed for but not detected. The number is the detection limit for the sample.

TCLP HERBICIDES ANALYSIS

00145

Laboratory Name:	Quanterra-Knoxville	Job Number:	2220
Contract Name:	Quanterra-Export	TCLP Date:	N/A
Client Sample ID:	3-RB-01	Extraction Date:	12/07/94
Lab Sample ID:	AD2065	Analysis Date:	12/08/94
Concentration Units:	mg/liter (ppm) in the leachate	Sample Matrix:	Soil

Compound	Concentration	Qualifier	Detection Limit
2,4-D	0.1	U	0.1
2,4,5-TP (silvex)	0.02	U	0.02

Surrogate Recovery	2,4-DCPA
Lab Sample ID: AD2065	89

U - Compound was analyzed for but not detected. The number is the detection limit for the sample.

U.S. EPA - CLP

1
INORGANIC ANALYSES DATA SHEET

EPA SAMPLE NO.

3RB01T

Lab Name: ITAS_KNOXVILLE

Contract: BAKER/LEJE

Lab Code: ITSTU

Case No.: 2220T

SAS No.:

SDG No.: N/A

Matrix (soil/water): WATER

Lab Sample ID: AD2065

Level (low/med): LOW

Date Received: 12/05/94

% Solids: 0.0

Concentration Units (ug/L or mg/kg dry weight): UG/L

CAS No.	Analyte	Concentration	C	Q	M
7440-38-2	Arsenic	200	U		P
7440-39-3	Barium	538			P
7440-43-9	Cadmium	50.0	U		P
7440-47-3	Chromium	100	U		P
7439-92-1	Lead	200	U		P
7439-97-6	Mercury	2.0	U		CV
7782-49-2	Selenium	200	U		P
7440-22-4	Silver	50.0	U		P

Color Before: COLORLESS

Clarity Before: CLEAR

Texture: N/A

Color After: COLORLESS

Clarity After: CLEAR

Artifacts:

Comments:

T IN THE SAMPLE NO. DESIGNATES TCLP EXTRACT.

PCBs ANALYSIS

Laboratory Name:	Quanterra-Knoxville	Job Number:	2220
Contract Name:	Quanterra-Export	Extraction Date:	12/06/94
Client Sample ID:	3-RB-01	Analysis Date:	12/08/94
Lab Sample ID:	AD2061	Confirmation Date:	N/A
Sample Matrix:	Soil	Concentration Units:	µg/kg

Compound	Concentration	Qualifier
Aroclor-1016	20	U
Aroclor-1232	20	U
Aroclor-1242 †	20	U
Aroclor 1248	20	U
Aroclor 1254	40	U
Aroclor 1260	40	U

† - Sample Aroclor pattern identified and/or calculated as Aroclor 1242.
 U - Compound was analyzed for but not detected. The number is the detection limit for the sample.

General Chemistry Analysis

000 A

Client Sample ID: AD2063
Sample Date: 12/03/94
Lab Sample ID: Q41211001

Analysis Date	Parameter	Concentration mg/Kg
12/14/94	Sulfide, Reactive*	ND500
12/15/94	Cyanide, Reactive*	ND250

Lab Sample ID: Method Blank

Analysis Date	Parameter	Concentration mg/Kg
12/14/94	Sulfide, Reactive*	ND500
12/15/94	Cyanide, Reactive*	ND250

- * Results were determined by methodologies specified in SW-846, 3rd edition, 1986. These methods are prone to failure in both accuracy and reproducibility, therefore, we cannot assume any liability for these results. The reported detection limits are the EPA action levels for this analysis.

ANALYSIS SUMMARY
FOR OPEN CUP IGNITABILITY
Page 1 of 1

Method: ITS001
Reviewed by: AW
Date: 12/14/94

Project Name: IT MIDDLEBRACK Project Number: PC4620
Work Order No.: 04-12-110 04-12-141 Case/SDG Number: _____

Date Analyzed	Laboratory Sample ID	Client Sample ID	Results
12-13-94	Q41211001	N/A	>140°F
↓	Q41211001 Dup	↓	>140°F
	Q41214101		>140°F
	Q41214101 Dup		>140°F

C:05A

15001 Method: Placing Sample in Tare with a Thermometer and Heating to 140°F to see if Ignition occurs.
IAS P1/02-93/0028/Ignit.tbl

00223

pH ANALYSIS

Laboratory Name:	Quanterra-Knoxville	Job Number:	2220
Contract Name:	Quanterra-Export	Extraction Date:	N/A
Sample Matrix:	Soil	Analysis Date:	12/14/94
Concentration Units:	standard units (s.u.)		

Client Sample ID	Lab Sample ID	Result
3-RB-01	AD2061	11.21

1A
VOLATILE ORGANICS ANALYSIS DATA SHEET

EPA SAMPLE NO.

274DRM01

Lab Name: ITAS-KNOXVILLEContract: BAKERLab Code: ITSTU Case No.: 2227

SAS No.: _____

SDG No.: 274DRMMatrix: (soil/water) WATERLab Sample ID: AD2148Sample wt/vol: 5.0 (g/mL) MLLab File ID: AD2148RLevel: (low/med) LOWDate Received: 12/06/94

% Moisture: not dec. _____

Date Analyzed: 12/12/94GC Column: RTX624 ID: 0.530 (mm)Dilution Factor: 20.0

Soil Extract Volume: _____ (uL)

Soil Aliquot Volume: _____ (uL)

CONCENTRATION UNITS:
(ug/L or ug/Kg) UG/L Q

CAS NO.	COMPOUND	CONCENTRATION UNITS: (ug/L or ug/Kg) <u>UG/L</u>	Q
74-87-3	Chloromethane	200	U
74-83-9	Bromomethane	200	U
75-01-4	Vinyl Chloride	200	U
75-00-3	Chloroethane	200	U
75-09-2	Methylene Chloride	38	BJ
67-64-1	Acetone	34000	BE
75-15-0	Carbon Disulfide	200	U
75-35-4	1,1-Dichloroethene	200	U
75-34-3	1,1-Dichloroethane	200	U
540-59-0	1,2-Dichloroethene (total)	200	U
67-66-3	Chloroform	200	U
107-06-2	1,2-Dichloroethane	200	U
78-93-3	2-Butanone	100	BJ
71-55-6	1,1,1-Trichloroethane	200	U
56-23-5	Carbon Tetrachloride	200	U
75-27-4	Bromodichloromethane	200	U
78-87-5	1,2-Dichloropropane	200	U
10061-01-5	cis-1,3-Dichloropropene	200	U
79-01-6	Trichloroethene	200	U
124-48-1	Dibromochloromethane	200	U
79-00-5	1,1,2-Trichloroethane	200	U
71-43-2	Benzene	200	U
10061-02-6	trans-1,3-Dichloropropene	200	U
75-25-2	Bromoform	200	U
108-10-1	4-Methyl-2-Pentanone	200	U
591-78-6	2-Hexanone	200	U
127-18-4	Tetrachloroethene	200	U
79-34-5	1,1,2,2-Tetrachloroethane	200	U
108-88-3	Toluene	200	U
108-90-7	Chlorobenzene	200	U
100-41-4	Ethylbenzene	200	U
100-42-5	Styrene	200	U
1330-20-7	Xylene (total)	200	U

1E
VOLATILE ORGANICS ANALYSIS DATA SHEET
TENTATIVELY IDENTIFIED COMPOUNDS

EPA SAMPLE NO.

274DRM01

Lab Name: ITAS-KNOXVILLE Contract: BAKER
 Lab Code: ITSTU Case No.: 2227 SAS No.: _____ SDG No.: 274DRM
 Matrix: (soil/water) WATER Lab Sample ID: AD2148
 Sample wt/vol: 5.0 (g/mL) ML Lab File ID: AD2148R
 Level: (low/med) LOW Date Received: 12/06/94
 % Moisture: not dec. _____ Date Analyzed: 12/12/94
 GC Column: RTX624 ID: 0.530 (mm) Dilution Factor: 20.0
 Soil Extract Volume: _____ (uL) Soil Aliquot Volume: _____ (uL)

Number TICs found: 1

CONCENTRATION UNITS:
(ug/L or ug/Kg) UG/L

CAS NUMBER	COMPOUND NAME	RT	EST. CONC.	Q
1.	UNKNOWN	4.70	6900	J

1A
VOLATILE ORGANICS ANALYSIS DATA SHEET

EPA SAMPLE NO.

274DRM01DL

Lab Name: ITAS-KNOXVILLEContract: BAKERLab Code: ITSTU Case No.: 2227SAS No.: _____ SDG No.: 274DRMMatrix: (soil/water) WATERLab Sample ID: AD2148Sample wt/vol: 5.0 (g/mL) MLLab File ID: AD2148DLevel: (low/med) LOWDate Received: 12/06/94

% Moisture: not dec. _____

Date Analyzed: 12/15/94GC Column: CAP ID: 0.530 (mm)Dilution Factor: 250.0

Soil Extract Volume: _____ (uL)

Soil Aliquot Volume: _____ (uL)

CONCENTRATION UNITS:
(ug/L or ug/Kg) UG/L Q

CAS NO.	COMPOUND	CONCENTRATION UNITS: (ug/L or ug/Kg) <u>UG/L</u>	Q
74-87-3	Chloromethane	2500	U
74-83-9	Bromomethane	2500	U
75-01-4	Vinyl Chloride	2500	U
75-00-3	Chloroethane	2500	U
75-09-2	Methylene chloride	730	BDJ
67-64-1	Acetone	16000	D
75-15-0	Carbon Disulfide	2500	U
75-35-4	1,1-Dichloroethene	2500	U
75-34-3	1,1-Dichloroethane	2500	U
540-59-0	1,2-Dichloroethene (total)	2500	U
67-66-3	Chloroform	2500	U
107-06-2	1,2-Dichloroethane	2500	U
78-93-3	2-Butanone	2500	U
71-55-6	1,1,1-Trichloroethane	2500	U
56-23-5	Carbon Tetrachloride	2500	U
75-27-4	Bromodichloromethane	2500	U
78-87-5	1,2-Dichloropropane	2500	U
10061-01-5	cis-1,3-Dichloropropene	2500	U
79-01-6	Trichloroethene	2500	U
124-48-1	Dibromochloromethane	2500	U
79-00-5	1,1,2-Trichloroethane	480	DJ
71-43-2	Benzene	2500	U
10061-02-6	trans-1,3-Dichloropropene	2500	U
75-25-2	Bromoform	2500	U
108-10-1	4-Methyl-2-Pentanone	2500	U
591-78-6	2-Hexanone	2500	U
127-18-4	Tetrachloroethene	2500	U
79-34-5	1,1,2,2-Tetrachloroethane	2500	U
108-88-3	Toluene	2500	U
108-90-7	Chlorobenzene	2500	U
100-41-4	Ethylbenzene	2500	U
100-42-5	Styrene	2500	U
1330-20-7	Xylene (total)	2500	U

1E
VOLATILE ORGANICS ANALYSIS DATA SHEET
TENTATIVELY IDENTIFIED COMPOUNDS

EPA SAMPLE NO.

274DRM01DL

Lab Name: ITAS-KNOXVILLE Contract: BAKER
 Lab Code: ITSTU Case No.: 2227 SAS No.: _____ SDG No.: 274DRM
 Matrix: (soil/water) WATER Lab Sample ID: AD2148
 Sample wt/vol: 5.0 (g/mL) ML Lab File ID: AD2148D
 Level: (low/med) LOW Date Received: 12/06/94
 % Moisture: not dec. _____ Date Analyzed: 12/15/94
 GC Column: CAP ID: 0.530 (mm) Dilution Factor: 250.0
 Soil Extract Volume: _____ (uL) Soil Aliquot Volume: _____ (uL)

Number TICs found: 1

CONCENTRATION UNITS:
(ug/L or ug/Kg) UG/L

CAS NUMBER	COMPOUND NAME	RT	EST. CONC.	Q
1.	UNKNOWN	4.70	8400	J

1B
SEMIVOLATILE ORGANICS ANALYSIS DATA SHEET

EPA SAMPLE NO.

274DRM01

Lab Name: ITAS-KNOXVILLE Contract: BAKER

Lab Code: ITSTU Case No.: 2227 SAS No.: _____ SDG No.: 274DRM

Matrix: (soil/water) WATER Lab Sample ID: AD2149

Sample wt/vol: 1000 (g/mL) ML Lab File ID: AD2149

Level: (low/med) LOW Date Received: 12/06/94

% Moisture: _____ decanted: (Y/N) _____ Date Extracted: 12/07/94

Concentrated Extract Volume: 1000 (uL) Date Analyzed: 12/09/94

Injection Volume: 2.0 (uL) Dilution Factor: 2.0

GPC Cleanup: (Y/N) N pH: _____

CONCENTRATION UNITS:
(ug/L or ug/Kg) UG/L

CAS NO.

COMPOUND

Q

108-95-2-----	Phenol	20	U
111-44-4-----	bis(2-Chloroethyl) Ether	20	U
95-57-8-----	2-Chlorophenol	20	U
541-73-1-----	1,3-Dichlorobenzene	20	U
106-46-7-----	1,4-Dichlorobenzene	20	U
95-50-1-----	1,2-Dichlorobenzene	20	U
95-48-7-----	2-Methylphenol	20	U
108-60-1-----	2,2'-Oxybis(1-Chloropropane)	20	U
106-44-5-----	4-Methylphenol	20	U
621-64-7-----	N-Nitroso-Di-n-Propylamine	20	U
67-72-1-----	Hexachloroethane	20	U
98-95-3-----	Nitrobenzene	20	U
78-59-1-----	Isophorone	20	U
88-75-5-----	2-Nitrophenol	20	U
105-67-9-----	2,4-Dimethylphenol	22	
111-91-1-----	bis(2-Chloroethoxy)Methane	20	U
120-83-2-----	2,4-Dichlorophenol	20	U
120-82-1-----	1,2,4-Trichlorobenzene	20	U
91-20-3-----	Naphthalene	20	U
106-47-8-----	4-Chloroaniline	20	U
87-68-3-----	Hexachlorobutadiene	20	U
59-50-7-----	4-Chloro-3-Methylphenol	20	U
91-57-6-----	2-Methylnaphthalene	20	U
77-47-4-----	Hexachlorocyclopentadiene	20	U
88-06-2-----	2,4,6-Trichlorophenol	20	U
95-95-4-----	2,4,5-Trichlorophenol	50	U
91-58-7-----	2-Chloronaphthalene	20	U
88-74-4-----	2-Nitroaniline	50	U
131-11-3-----	Dimethylphthalate	20	U
208-96-8-----	Acenaphthylene	20	U
606-20-2-----	2,6-Dinitrotoluene	20	U
99-09-2-----	3-Nitroaniline	50	U
83-32-9-----	Acenaphthene	2	J

1C
SEMIVOLATILE ORGANICS ANALYSIS DATA SHEET

EPA SAMPLE NO.

274DRM01

Lab Name: ITAS-KNOXVILLE Contract: BAKER

Lab Code: ITSTU Case No.: 2227 SAS No.: _____ SDG No.: 274DRM

Matrix: (soil/water) WATER Lab Sample ID: AD2149

Sample wt/vol: 1000 (g/mL) ML Lab File ID: AD2149

Level: (low/med) LOW Date Received: 12/06/94

% Moisture: _____ decanted: (Y/N) _____ Date Extracted: 12/07/94

Concentrated Extract Volume: 1000 (uL) Date Analyzed: 12/09/94

Injection Volume: 2.0 (uL) Dilution Factor: 2.0

GPC Cleanup: (Y/N) N pH: _____

CONCENTRATION UNITS:
(ug/L or ug/Kg) UG/L

CAS NO.	COMPOUND	CONCENTRATION UNITS: (ug/L or ug/Kg) <u>UG/L</u>	Q
51-28-5-----	2,4-Dinitrophenol	50	U
100-02-7-----	4-Nitrophenol	50	U
132-64-9-----	Dibenzofuran	20	U
121-14-2-----	2,4-Dinitrotoluene	20	U
84-66-2-----	Diethylphthalate	4	J
7005-72-3-----	4-Chlorophenyl-phenylether	20	U
86-73-7-----	Fluorene	20	U
100-01-6-----	4-Nitroaniline	50	U
534-52-1-----	4,6-Dinitro-2-methylphenol	50	U
86-30-6-----	N-Nitrosodiphenylamine (1)	20	U
101-55-3-----	4-Bromophenyl-phenylether	20	U
118-74-1-----	Hexachlorobenzene	20	U
87-86-5-----	Pentachlorophenol	50	U
85-01-8-----	Phenanthrene	6	J
120-12-7-----	Anthracene	20	U
86-74-8-----	Carbazole	20	U
84-74-2-----	Di-n-Butylphthalate	20	U
206-44-0-----	Fluoranthene	20	U
129-00-0-----	Pyrene	20	U
85-68-7-----	Butylbenzylphthalate	20	U
91-94-1-----	3,3'-Dichlorobenzidine	20	U
56-55-3-----	Benzo(a)Anthracene	20	U
218-01-9-----	Chrysene	20	U
117-81-7-----	bis(2-Ethylhexyl)Phthalate	7	J
117-84-0-----	Di-n-Octyl Phthalate	20	U
205-99-2-----	Benzo(b)Fluoranthene	20	U
207-08-9-----	Benzo(k)Fluoranthene	20	U
50-32-8-----	Benzo(a)Pyrene	20	U
193-39-5-----	Indeno(1,2,3-cd)Pyrene	20	U
53-70-3-----	Dibenz(a,h)Anthracene	20	U
191-24-2-----	Benzo(g,h,i)Perylene	20	U

(1) - Cannot be separated from Diphenylamine

1F
SEMIVOLATILE ORGANICS ANALYSIS DATA SHEET
TENTATIVELY IDENTIFIED COMPOUNDS

EPA SAMPLE NO.

274DRM01

Lab Name: ITAS-KNOXVILLE Contract: BAKER

Lab Code: ITSTU Case No.: 2227 SAS No.: _____ SDG No.: 274DRM

Matrix: (soil/water) WATER Lab Sample ID: AD2149

Sample wt/vol: 1000 (g/mL) ML Lab File ID: AD2149

Level: (low/med) LOW Date Received: 12/06/94

% Moisture: _____ decanted: (Y/N) _____ Date Extracted: 12/07/94

Concentrated Extract Volume: 1000 (uL) Date Analyzed: 12/09/94

Injection Volume: 2.0 (uL) Dilution Factor: 2.0

GPC Cleanup: (Y/N) N pH: _____

Number TICs found: 24

CONCENTRATION UNITS:
(ug/L or ug/Kg) UG/L

CAS NUMBER	COMPOUND NAME	RT	EST. CONC.	Q
1.	UNKNOWN	7.27	42	J
2.	UNKNOWN	9.05	47	J
3.	UNKNOWN	11.23	150	J
4.	134-62-3 BENZAMIDE, N,N-DIETHYL-3-MET	11.48	37	JN
5.	UNKNOWN	11.73	94	J
6.	4536-87-2 BENZENE, (1-ETHYLNONYL)-	12.30	22	JN
7.	4536-88-3 BENZENE, (1-METHYLDECYL)-	12.70	22	JN
8.	UNKNOWN	13.30	43	J
9.	UNKNOWN	13.43	72	J
10.	UNKNOWN	13.88	36	J
11.	UNKNOWN	15.40	24	J
12.	UNKNOWN	15.63	82	J
13.	UNKNOWN	15.93	33	J
14.	UNKNOWN	17.43	67	J
15.	UNKNOWN	17.68	300	J
16.	UNKNOWN	18.35	22	J
17.	UNKNOWN	19.02	57	J
18.	UNKNOWN	19.18	63	J
19.	UNKNOWN	19.62	76	J
20.	UNKNOWN	20.18	92	J
21.	UNKNOWN	20.40	21	J
22.	UNKNOWN	20.72	79	J
23.	UNKNOWN	21.27	59	J
24.	UNKNOWN	21.83	41	J

1D
PESTICIDE ORGANICS ANALYSIS DATA SHEET

EPA SAMPLE NO.

274DRM01

Lab Name: ITAS-KNOXVILLE Contract: _____

Lab Code: _____ Case No.: WO2227 SAS No.: _____ SDG No.: 3TK01

Matrix: (soil/water) WATER Lab Sample ID: AD2149

Sample wt/vol: 1000 (g/mL) ML Lab File ID: _____

% Moisture: _____ decanted: (Y/N) _____ Date Received: 12/05/94

Extraction: (SepF/Cont/Sonc) CONT Date Extracted: 12/07/94

Concentrated Extract Volume: 10000 (uL) Date Analyzed: 12/19/94

Injection Volume: 1.00 (uL) Dilution Factor: 1.00

GPC Cleanup: (Y/N) N pH: 7.0 Sulfur Cleanup: (Y/N) N

CONCENTRATION UNITS:
(ug/L or ug/Kg) UG/L Q

CAS NO.	COMPOUND	CONCENTRATION UNITS: (ug/L or ug/Kg) <u>UG/L</u>	Q
319-84-6	alpha-BHC	0.050	U
319-85-7	beta-BHC	0.050	U
319-86-8	delta-BHC	0.050	U
58-89-9	gamma-BHC (Lindane)	0.050	U
76-44-8	Heptachlor	0.050	U
309-00-2	Aldrin	0.050	U
1024-57-3	Heptachlor epoxide	0.050	U
959-98-8	Endosulfan I	0.050	U
60-57-1	Dieldrin	0.10	U
72-55-9	4,4'-DDE	0.10	U
72-20-8	Endrin	0.10	U
33213-65-9	Endosulfan II	0.10	U
72-54-8	4,4'-DDD	0.11	U
1031-07-8	Endosulfan sulfate	0.10	U
50-29-3	4,4'-DDT	0.10	U
72-43-5	Methoxychlor	0.50	U
53494-70-5	Endrin ketone	0.10	U
7421-93-4	Endrin aldehyde	0.10	U
5103-71-9	alpha-Chlordane	0.050	U
5103-74-2	gamma-Chlordane	0.050	U
8001-35-2	Toxaphene	5.0	U
12674-11-2	Aroclor-1016	1.0	U
11104-28-2	Aroclor-1221	2.0	U
11141-16-5	Aroclor-1232	1.0	U
53469-21-9	Aroclor-1242	1.0	U
12672-29-6	Aroclor-1248	1.0	U
11097-69-1	Aroclor-1254	1.0	U
11096-82-5	Aroclor-1260	1.0	U

1D
PESTICIDE ORGANICS ANALYSIS DATA SHEET

EPA SAMPLE NO.

274DRM01KE

Lab Name: ITAS-KNOXVILLE Contract: _____

Lab Code: _____ Case No.: W02227 SAS No.: _____ SDG No.: 3TK01

Matrix: (soil/water) WATER Lab Sample ID: AD2149RE

Sample wt/vol: 1000 (g/mL) ML Lab File ID: _____

% Moisture: _____ decanted: (Y/N) _____ Date Received: 12/05/94

Extraction: (SepF/Cont/Sonc) CONT Date Extracted: 12/20/94

Concentrated Extract Volume: 10000 (uL) Date Analyzed: 12/21/94

Injection Volume: 1.00 (uL) Dilution Factor: 1.00

GPC Cleanup: (Y/N) N pH: 7.0 Sulfur Cleanup: (Y/N) N

CONCENTRATION UNITS:
(ug/L or ug/Kg) UG/L Q

CAS NO.	COMPOUND	CONCENTRATION UNITS: (ug/L or ug/Kg) <u>UG/L</u>	Q
319-84-6	alpha-BHC	0.050	U
319-85-7	beta-BHC	0.050	U
319-86-8	delta-BHC	0.050	U
58-89-9	gamma-BHC (Lindane)	0.050	U
76-44-8	Heptachlor	0.050	U
309-00-2	Aldrin	0.050	U
1024-57-3	Heptachlor epoxide	0.050	U
959-98-8	Endosulfan I	0.050	U
60-57-1	Dieldrin	0.10	U
72-55-9	4,4'-DDE	0.10	U
72-20-8	Endrin	0.10	U
33213-65-9	Endosulfan II	0.10	U
72-54-8	4,4'-DDD	0.10	U
1031-07-8	Endosulfan sulfate	0.10	U
50-29-3	4,4'-DDT	0.10	U
72-43-5	Methoxychlor	0.50	U
53494-70-5	Endrin ketone	0.10	U
7421-93-4	Endrin aldehyde	0.10	U
5103-71-9	alpha-Chlordane	0.050	U
5103-74-2	gamma-Chlordane	0.050	U
8001-35-2	Toxaphene	5.0	U
12674-11-2	Aroclor-1016	1.0	U
11104-28-2	Aroclor-1221	2.0	U
11141-16-5	Aroclor-1232	1.0	U
53469-21-9	Aroclor-1242	1.0	U
12672-29-6	Aroclor-1248	1.0	U
11097-69-1	Aroclor-1254	1.0	U
11096-82-5	Aroclor-1260	1.0	U

APPENDIX D.2
SUMMARY OF IDW DISPOSITION REPORT

Baker

Baker Environmental, Inc.
Airport Office Park, Building 3
420 Rouser Road
Coraopolis, Pennsylvania 15108

(412) 269-6000
FAX (412) 269-2002

February 20, 1995

Commander
Atlantic Division
Naval Facilities Engineering Command
1510 Gilbert Street (Building N-26)
Norfolk, Virginia 23511-6299

Attn: Ms. Katherine Landman
Code 1823

Re: Contract N62470-89-D-4814
Navy CLEAN, District III
Contract Task Order (CTO) 0274
Operable Units No. 8, 11, and 12
Sites 3, 7, 16, and 80 IDW Removal
MCB Camp Lejeune, North Carolina

Dear Ms. Landman:

This letter report presents a summary of investigation-derived waste (IDW) disposal activities at Sites 3, 7, 16, and 80, Marine Corps Base, Camp Lejeune, North Carolina. The IDW generated during the remedial investigation conducted from October 10, 1994 through December 4, 1994, was contained in roll-off boxes, 1000 gallon tanks, and 55-gallon drums.

In a letter dated January 19, 1995, Baker Environmental provided the sample collection, analytical findings, conclusions and recommendations with respect to the IDW handling and disposal. The recommendations were subsequently approved by the Navy/Marine Corps. The remainder of this letter report provides a summary of the disposal activities conducted under this CTO.

DISPOSAL

Based on LANTDIV/MCB Camp Lejeune approval, Baker arranged for the disposal of the following:

- 3,850 gallons of nonhazardous well development and purge water
- 400 gallons of nonhazardous decontamination fluids
- 40 cubic feet of drilling mud

Based on the nonhazardous determination, all IDW was deposited back onto the site in which it was generated.

In addition, Baker arranged for Four Seasons Inc., (IDW subcontractor) to remove nine (9) liters of waste methanol from Lot 203. This waste was generated during the EnSys investigation performed at Site 3. The subcontractor was also required to transport the waste methanol to Ecoflo Inc., a licensed Treatment Storage Disposal Facility (TSDF) located in Greensboro, North Carolina. The signed hazardous waste manifest, along with the material characterization form, land disposal restrictions notification and certification form, lab pack certification, and drum inventories are provided in Attachment A.



A Total Quality Corporation

Baker

Ms. Katherine Landman
February 20, 1995
Page 2

If you have any questions, please do not hesitate to call me at (412) 269-2053 or Raymond P. Wattras
(Activity Coordinator) at (412) 269-2016.

Sincerely,

BAKER ENVIRONMENTAL, INC.

Matthew D. Bartman

Matthew D. Bartman
Project Manager

MDB/lq

cc: Mr. Neal Paul
Mr. John Riggs
Ms. Lee Ann Rapp, Code 183 (w/o attachments)
Ms. Beth Collier, Code 02115(w/o attachments)

**ATTACHMENT A
HAZARDOUS WASTE MANIFEST AND
CORRESPONDING DOCUMENTATION**

NORTH CAROLINA HAZARDOUS WASTE MANIFEST

Form Approved. OMB No. 2050-0039

Please print or type. (Form designed for use on elite (12-pitch) typewriter.)

UNIFORM HAZARDOUS WASTE MANIFEST		1. Generator's US EPA ID No. N C 6 1 7 0 0 2 2 5 8 1 0 1 1 0 0 8		Manifest Document No. 111008		2. Page 1 of 1		Information in the shaded areas is not required by Federal law.	
3. Generator's Name and Mailing Address Commanding General AC/EMD/IR Marine Corp Base - Camp Lejeune PSC 2004 Camp Lejeune NC 28542-004		4. Generator's Phone 910 7451-5068		5. Transporter 1 Company Name Four Seasons Environmental, Inc.		6. US EPA ID Number N C D 9 9 1 2 7 7 3 2		A. State Manifest Document Number	
7. Transporter 2 Company Name		8. US EPA ID Number		9. Designated Facility Name and Site Address Ecoflo, Inc. 2750 Patterson St. Greensboro, NC 27407		10. US EPA ID Number N C D 9 8 0 8 4 2 1 3 2		B. State Generator's ID	
11. US DOT Description (Including Proper Shipping Name, Hazard Class, and ID Number)		12. Containers		13. Total Quantity		14. Unit Wt/Vol		15. Waste No.	
a. Waste, Flammable Liquids, n.o.s. (methanol), 3, UN 1993, PG II		No. Type		Quantity		Unit Wt/Vol		Waste No.	
		0 0 2 D F		0 0 0 4 4 P				1003, 1001	
b.									
c.									
d.									
J. Additional Descriptions for Materials Listed Above		K. Handling Codes for Wastes Listed Above							
a) Lab Pack - See attached container inventories for container numbers MCB-01 and MCB-02									
15. Special Handling Instructions and Additional Information		Bill to : FSE PO Box 16590 Greensboro, NC 27416 Attn: K. Webb		24 Hour Emergency Phone: (910)273-2718 HAZ MAT Guide Number: 27					
16. GENERATOR'S CERTIFICATION: I hereby declare that the contents of this consignment are fully and accurately described above by proper shipping name and are classified, packed, marked, and labeled, and are in all respects in proper condition for transport by highway according to applicable international and national government regulations.		If I am a large quantity generator, I certify that I have a program in place to reduce the volume and toxicity of waste generated to the degree I have determined to be economically practicable and that I have selected the practicable method of treatment, storage, or disposal currently available to me which minimizes the present and future threat to human health and the environment. OR, if I am a small quantity generator, I have made a good faith effort to minimize my waste generation and select the best waste management method that is available to me and that I can afford.		Printed/Typed Name Eugene H Jones		Signature <i>Eugene H Jones</i>		Month Day Year 10 20 95	
17. Transporter 1 Acknowledgement of Receipt of Materials		Printed/Typed Name Kenneth Webb		Signature <i>Kenneth Webb</i>		Month Day Year 10 20 95			
18. Transporter 2 Acknowledgement of Receipt of Materials		Printed/Typed Name		Signature		Month Day Year			
19. Discrepancy Indication Space									
20. Facility Owner or Operator. Certification of receipt of hazardous materials covered by this manifest except as noted in Item 19.		Printed/Typed Name		Signature		Month Day Year			

GENERATOR

TRANSPORTER

FAC

Y

ECOFLO

LAND DISPOSAL RESTRICTIONS NOTIFICATION AND CERTIFICATION FORM

Generator Name: MCB - Camp Lejeune

Manifest Doc. No.: KA I 1008

Generator USEPA ID No. NC 6170022580

State Manifest No.: _____

INSTRUCTIONS: In Column 1, identify all USEPA hazardous waste codes that apply to this waste shipment. In Column 2, indicate the appropriate Treatability Group Non-WasteWater (NWW) or WasteWater (WW) for each waste code. Place a check in Column 3 if the waste is California Listed. Also, check the appropriate California List constituent in Table - 2. In Column 4, enter the appropriate Subcategory Key # from Table - 4, if applicable, and also enter "Debris" in Column 4 if the waste is debris that will be treated using one of the alternative treatment technologies provided by 268.45. In Column 5, reference the appropriate Waste Management paragraph(s) from Table - 3 of this form. In Column 6, enter the Reference Number or Numbers from Table - 1 for all regulated constituents associated with F001-F005, F039, O001, O002 and D012-0043. Also, if the waste is a debris, enter in Column 6 the Reference Number or Numbers from Table - 1 of the contaminants subject to treatment.

Check this box if using a continuation sheet.

1. REF #	2. WASTE CODE	3. TREAT GROUP	4. CALIF LISTED	5. SUBCATEGORY	6. WASTE MANAGEMENT	7. REGULATED CONSTITUENTS
1	F003	NWW	NA	19	A	131
2	D001	NWW	NA	High/Low 1	A	131
3						
4						
5						
6						
7						
8						
9						
10						
11						
12						
13						
14						
15						

I hereby certify that all information submitted in this and all associated documents is complete and accurate to the best of my knowledge and information

Signature: Eugene A Jones

Title: Biological Scientist

Print Name: Eugene A Jones

Date: 2/3/95

ECOFLO

LAB PACK CERTIFICATION

Generator Name: Marine Corp Base - Camp Lejeune

Manifest Doc. No.: F 1008

EPA ID Number: NC617 002 2580

State Manifest Doc. No.: _____

If your waste is packaged in lab packs and does NOT include waste codes listed on Appendix IV (see below), the following certification must be completed and the respective container numbers listed. Use additional sheets if necessary. If any lab pack containers INCLUDE waste codes listed in Appendix IV, the LDR Notification and Certification Form must be completed for those containers and the corresponding waste codes.

Check this box if using a continuation sheet.

Container number(s):

MCB-01	MCB-02						

APPENDIX IV

D009	K004	K062	K108	P012	U134
F019	K005	K071	P010	P076	U151
K003	K006	K100	P011	P078	

I certify under penalty of law that I personally have examined and am familiar with the waste and that the lab pack does contain any wastes identified at 268.42(c)(2). I am aware that there are significant penalties for submitting a false certifica including the possibility of fine or imprisonment.

Signature: *Eugene A Jones*

Print Name: Eugene A Jones

Date: 2/3/95

Table 1 - Regulated Constituents

CONSTITUENT	#	CONSTITUENT	#	CONSTITUENT
115 Heptachlor	150	2-Nitropropane	185	Toluene
116 Heptachlor epoxide	151	N-Nitrosodimethylamine	186	Toxaphene
117 Hexachlorobenzene	152	N-Nitrosodimethylamine	187	Tribromomethane (Bromoform)
118 Hexachlorobutadiene	153	N-Nitroso-di-n-butylamine	188	1,2,4-Trichlorobenzene
119 Hexachlorodibenzo-furans	154	N-Nitrosomethyl ethylamine	189	1,1,1-Trichloroethane
120 Hexachlorodibenzo-p-dioxins	155	N-Nitrosomorpholine	190	1,1,2-Trichloroethane
121 Hexachlorocyclopentadiene	156	N-Nitrosopiperidine	191	Trichloroethylene
122 Hexachloroethane	157	N-Nitrosopyrrolidine	192	Trichloromonofluoromethane
123 Hexachloropropylene	158	Parathion	193	2,4,5-Trichlorophenol
124 Indeno (1,2,3-c)pyrene	159	Pentachlorobenzene	194	2,4,6-Trichlorophenol
125 Iodomethane	160	Pentachlorodibenzo-furans	195	1,2,3-Trichloropropane
126 Isobutyl alcohol	161	Pentachlorodibenzo-p-dioxins	196	1,1,2-Trichloro-1,2,2-trifluoroethane
127 Isodrin	162	Pentachloroethene	197	Vinyl chloride
128 Isezirole	163	Pentachloronitrobenzene	198	Xylenes (Total)
129 Kepone	164	Pentachlorophenol	199	Total PCB's
130 Methacrylonitrile	165	Phenacetin	200	Antimony
131 Methanol	166	Phenanthrene	201	Arsenic
132 Methapyrilene	167	Phenol	202	Sodium
133 Methoxychlor	168	Phorate	203	Barylium
134 3-Methylchioranthrene	169	Phthalic acid	204	Cadmium
135 4,4-Mothylene-bis-(2-chloroaniline)	170	Phthalic anhydride	205	Chromium (Total)
136 Methylene chloride	171	Pronexide	206	Cyanide (Total)
137 Methyl ethyl ketone	172	Propenenitrile (Ethyl cyanide)	207	Cyanide (Amenable)
138 Methyl isobutyl ketone	173	Pyrene	208	Fluoride
139 Methyl methacrylate	174	Pyridine	209	Lead
140 Methyl methansulfonate	175	Salrole	210	Mercury - MW from Retort
141 Methyl parathion	176	Savex (2,4,5-TP)	211	Mercury - All Others
142 Naphthalene	177	2,4,5-T	212	Nickel
143 2-Naphthylamine	178	1,2,4,5-Tetrachlorobenzene	213	Selenium
144 p-Nitroaniline	179	Tetrachlorodibenzo-furans	214	Silver
145 o-Nitroaniline	180	Tetrachlorodibenzo-p-dioxins	215	Sulfide
146 Nitrobenzene	181	1,1,1,2-Tetrachloroethane	216	Thallium
147 5-Nitro-o-toluidine	182	1,1,2,2-Tetrachloroethane	217	Vanadium
148 o-Nitrophenol	183	Tetrachloroethylene	218	Zinc
149 p-Nitrophenol	184	2,3,4,6-Tetrachlorophenol		

Table 2 - California Listed Waste

- 1) Liquid PCB's ≥ 50 ppm
- 2) Halogenated organic carbon (HOC's) ≥ 1000 mg/l
- 3) Free Cyanides (Liquids) ≥ 1000 mg/l
- 4) Nickel (Ni) ≥ 134 mg/l
- 5) Thallium (Tl) ≥ 130 mg/l

Table 1 - Regulated Constituents

CONSTITUENT		CONSTITUENT		CONSTITUENT	
1	Acenaphthylene	39	p-Chloroaniline	77	trans-1,2-Dichloroethylene
2	Acenaphthene	40	Chlorobenzene	78	2,4-Dichlorophenol
3	Acetone	41	Chlorobenzene	79	2,6-Dichlorophenol
4	Acetonitrile	42	2-Chloro-1,3-butadiene	80	1,2-Dichloropropane
5	Acetophenone	43	Chlorodibromomethane	81	cis-1,3-Dichloropropylene
5	2-Acetylamino fluorene	44	Chloroethane	82	trans-1,3-Dichloropropylene
7	Acrolein	45	Chloroform	83	Dieldrin
8	Acrylamide	46	p-Chloro-m-cresol	84	Diethyl phthalate
9	Acrylonitrile	47	2-Chloroethyl vinyl ether	85	2,4-Dimethyl phenol
10	Aldrin	48	Chloromethane (methyl chloride)	86	Dimethyl phthalate
11	4-Aminobiphenyl	49	2-Chloronaphthalene	87	Di-n-butyl phthalate
12	Aroclors	50	2-Chlorophenol	88	1,4-Dinitrobenzene
13	Anthracene	51	3-Chloropropylene	89	4,6-Dinitro-o-cresol
14	Aramite	52	Chrysene	90	2,4-Dinitrophenol
15	alpha-BHC	53	p-Cresol	91	2,4-Dinitrotoluene
16	beta-BHC	54	m-Cresol	92	2,6-Dinitrotoluene
17	delta-BHC	55	o-Cresol	93	Di-n-octyl phthalate
18	gamma-BHC	56	Cyclohexanone	94	Di-n-propylnitrosamine
19	Benzo(a)anthracene	57	2,4-Dichlorophenoxyacetic acid (2,4-D)	95	Uphenylamine
20	Benzal chloride	58	o,p'-DDD	96	1,2-Diphenylhydrazine
21	Benzene	59	p,p'-DDD	97	Diphenylnitrosamine
22	Benzo(a)pyrene	60	o,p'-DOE	98	1,4-Dioxene
23	Benzo(b)fluoranthene	61	p,p'-DOE	99	p-Dimethylaminoazobenzene
24	Benzo(g,h,i)perylene	62	o,p'-DOT	100	Disulfoton
25	Benzo(k)fluoranthene	63	p,p'-DOT	101	Endosulfan I
26	bis-(2-Chloroethoxy)methane	64	Dibenz(a,h)pyrene	102	Endosulfan II
27	bis-(2-Chloroethyl) ether	65	Dibenz(a,h)anthracene	103	Endosulfan sulfate
28	bis-(2-Chloroisopropyl) ether	66	tris-(2,3-Dibromopropyl) phosphate	104	Endrin
29	bis-(2-Ethylhexyl) phthalate	67	1,2-Dibromo-3-chloropropane	105	Endrin aldehyde
30	Bromodichloromethane	68	1,2-Dibromoethane (ethylene dibromide)	106	2-Ethoxyethanol
31	Bromomethane (methyl bromide)	69	Dibromomethane	107	Ethyl acetate
32	4-Bromophenyl phenyl ether	70	m-Dichlorobenzene	108	Ethyl benzene
33	n-Butyl alcohol	71	o-Dichlorobenzene	109	Ethyl ether
34	Butyl benzyl phthalate	72	p-Dichlorobenzene	110	Ethyl methacrylate
35	2-sec-Butyl-4,6-Dinitrophenol (Dinosob)	73	Dichlorodifluoromethane	111	Ethylene oxide
36	Carbon disulfide	74	1,1-Dichloroethane	112	Famphur
37	Carbon tetrachloride	75	1,2-Dichloroethane	113	Fluoranthene
38	Chlordane (alpha & gamma isomers)	76	1,1-Dichloroethylene	114	Fluorene

Table 3 - Waste Management

A THIS RESTRICTED WASTE REQUIRES TREATMENT TO THE APPLICABLE STANDARD

This waste must be treated to the applicable treatment standard set forth in 40 CFR Part 268 Subpart D, 268.32, or RCRA Section 3004(d) prior to land disposal.

B THIS RESTRICTED WASTE HAS BEEN TREATED TO THE PERFORMANCE STANDARDS

I certify under penalty of law that I have personally examined and am familiar with the treatment technology and operation of the treatment process used to support this certification and that, based on my inquiry of those individuals immediately responsible for obtaining this information, I believe that the treatment process has been operated and maintained properly so as to comply with the performance levels specified in 40 CFR Part 268 Subpart D, and all applicable prohibitions set forth in 40 CFR 268.32 or RCRA Section 3004(d) without impermissible dilution of the prohibited waste. I am aware that there are significant penalties for submitting a false certification, including the possibility of a fine and imprisonment.

C THIS RESTRICTED WASTE, FOR WHICH THE TREATMENT STANDARD IS EXPRESSED AS A SPECIFIED TECHNOLOGY, HAS BEEN TREATED BY THE SPECIFIED TECHNOLOGY

I certify under penalty of law that the waste has been treated in accordance with the requirements of 40 CFR 268.42. I am aware that there are significant penalties for submitting a false certification, including the possibility of fine and imprisonment.

D. THIS RESTRICTED WASTE CAN BE LAND DISPOSED WITHOUT FURTHER TREATMENT

I certify under penalty of law that I personally have examined and am familiar with the waste through analysis and testing or through knowledge of the waste to support this certification that the waste complies with the treatment standards specified in 40 CFR Part 268 Subpart D and all applicable prohibitions set forth in 40 CFR 268.32 or RCRA Section 3004(d). I believe that the information I submitted is true, accurate and complete. I am aware that there are significant penalties for submitting a false certification including the possibility of a fine and imprisonment.

E. THIS RESTRICTED DEBRIS HAS BEEN TREATED IN ACCORDANCE WITH 40 CFR 268.45

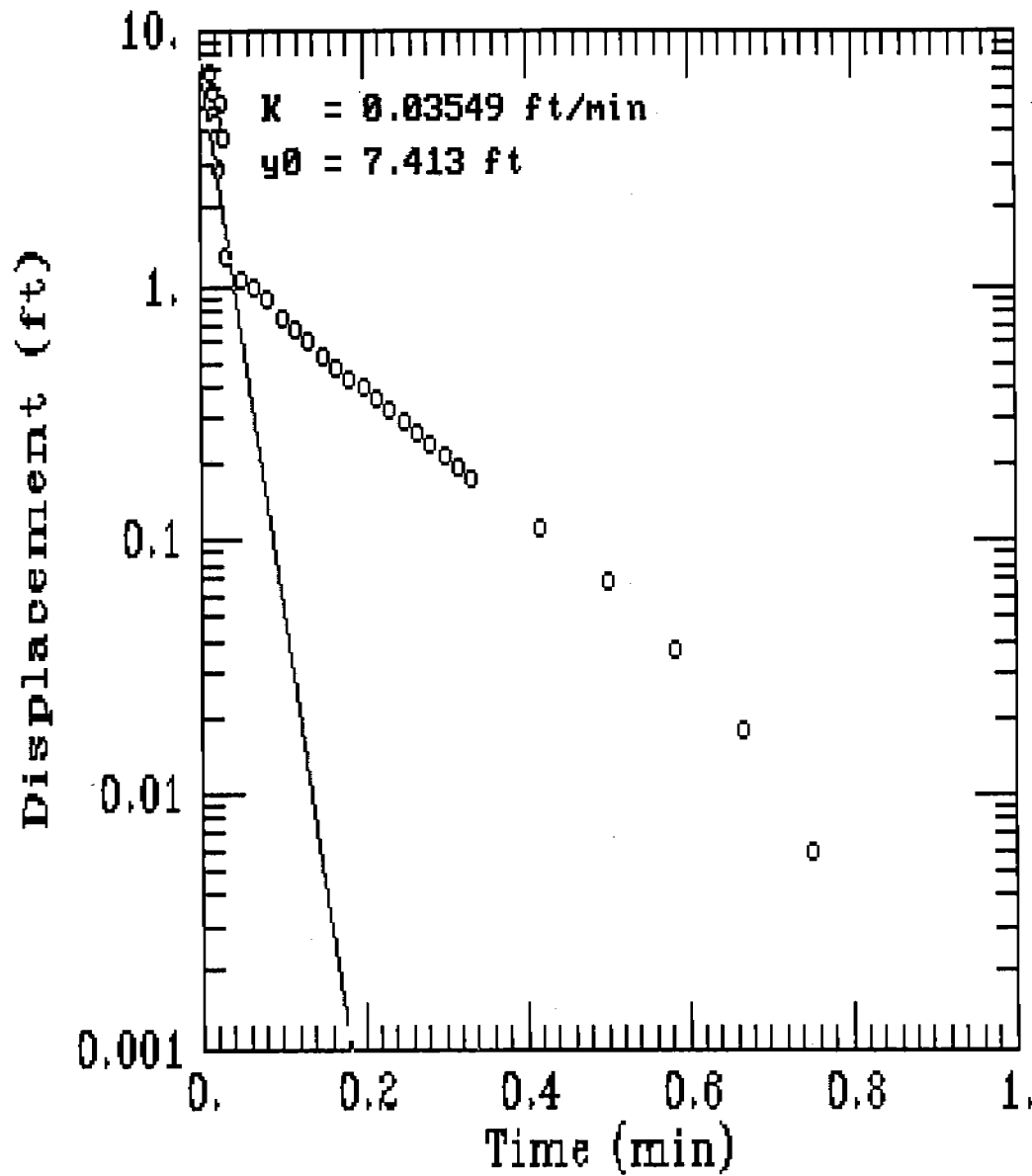
I certify under penalty of law that the debris has been treated in accordance with the requirements of 40 CFR 268.45. I am aware that there are significant penalties for making a false certification, including the possibility of fine and imprisonment.

Table 4 - Subcategories



WASTE CODES	KEY #	SUBCATEGORY
D001	1 2 3	High TOC ignitable liquids (High TOC NWW). Low TOC ignitable liquids managed in CWA, CWA-equivalent, or Class 1 SDWA systems. Low TOC ignitable liquids not managed in CWA, CWA-equivalent, or Class 1 SDWA systems.
D002	4 5	Corrosive waste managed in CWA, CWA-equivalent, or Class 1 SDWA systems. Corrosive waste not managed in CWA, CWA-equivalent, or Class 1 SDWA systems.
D003	6 7 8 9 10	Reactive sulfides Explosives. Other reactives. Waste reactives Reactive cyanides.
D006	11 12	Cadmium. Cadmium containing batteries.
D008	13 14	Lead. Lead acid batteries.
D009	15 16 17 18	High mercury NWW's \geq 260 ppm with organics (and are not incinerator residues). High mercury NWW's \geq 260 ppm with inorganics (including incinerator residues and residues from RMERC). Low mercury NWW's \leq 260 ppm. All D009 WWS
F003 F005	19	Wastes that contain any combination of one or more of the following solvents as the only listed F001-5 solvents: carbon disulfide, cyclohexanone, and/or methanol.
F005	20 21	Containing 2-Fluoropropane as the only F001-5 solvent. Containing 2-Ethoxyethanol as the only F001-5 solvent.
F025	22 23	Light Ends. Spent filters/solids and desiccants.
K006	24 25	Anhydrous. Hydrated.
K069	26 27	--- Calcium Sulfate (Low Lead). Non-Calcium Sulfate (High Lead).
K071	28 29 30	Residues from RMERC. Other nonwastewaters. All K071 wastewaters.
K106	31 32 33 34	NWW's containing \geq 260 ppm total mercury. Residues from RMERC $<$ 260 ppm total mercury. Other nonwastewaters $<$ 260 ppm total mercury. All K106 wastewaters.
P047	35 36	4,6-Dinitro-o-cresol 4,6-Dinitro-o-cresol salts
P065	37 38 39 40 41	Nonwastewaters not incinerator or RMERC residues. Nonwastewaters from incinerator or RMERC residues containing \geq 260 ppm mercury. Nonwastewaters from RMERC residues containing $<$ 260 ppm mercury. Nonwastewaters from incinerator residues containing $<$ 260 ppm mercury. All P065 wastewaters.
P092	42 43 44 45 46	Nonwastewaters not incinerator or RMERC residues. Nonwastewaters from incineration or RMERC containing \geq 260 ppm total mercury. Nonwastewaters from RMERC residues containing \leq 260 ppm total mercury. Nonwastewaters from incinerator residues containing \leq 260 ppm total mercury. All P092 wastewaters.
U151	47 48 49 50	Nonwastewaters containing \geq 260 ppm total mercury. Nonwastewaters from RMERC residues only, containing $<$ 260 ppm total mercury. Nonwastewaters not from RMERC residues containing $<$ 260 ppm total mercury. All U151 wastewaters.
U240	51 52	2,4-D (2,4-Dichlorophenoxyacetic acid). 2,4-D salts and esters.

APPENDIX E
AQUIFER CHARACTERIZATION DATA

80MW04 RISING HEAD TEST



AQTESOLV

 GERAGHTY
& MILLER, INC.
 Modeling Group

A Q T E S O L V R E S U L T S
Version 1.10

03/06/95

12:46:51

=====

TEST DESCRIPTION

Data set..... B:80MW04R.DAT
Data set title..... 80MW04 RISING HEAD TEST

Knowns and Constants:

No. of data points..... 30
 Radius of well casing..... 0.083
 Radius of well..... 0.25
 Aquifer saturated thickness..... 16.4
 Well screen length..... 15
 Static height of water in well..... 16.4
 Log(Re/Rw)..... 3.197
 A, B, C..... 0.000, 0.000, 2.989

=====

ANALYTICAL METHOD

Bouwer-Rice (Unconfined Aquifer Slug Test)

=====

RESULTS FROM STATISTICAL CURVE MATCHING

STATISTICAL MATCH PARAMETER ESTIMATES

	Estimate		Std. Error
K =	3.2835E-002 +/-		4.9496E-003
y0 =	1.1757E+001 +/-		1.6854E+000

ANALYSIS OF MODEL RESIDUALS

residual = calculated - observed
 weighted residual = residual * weight

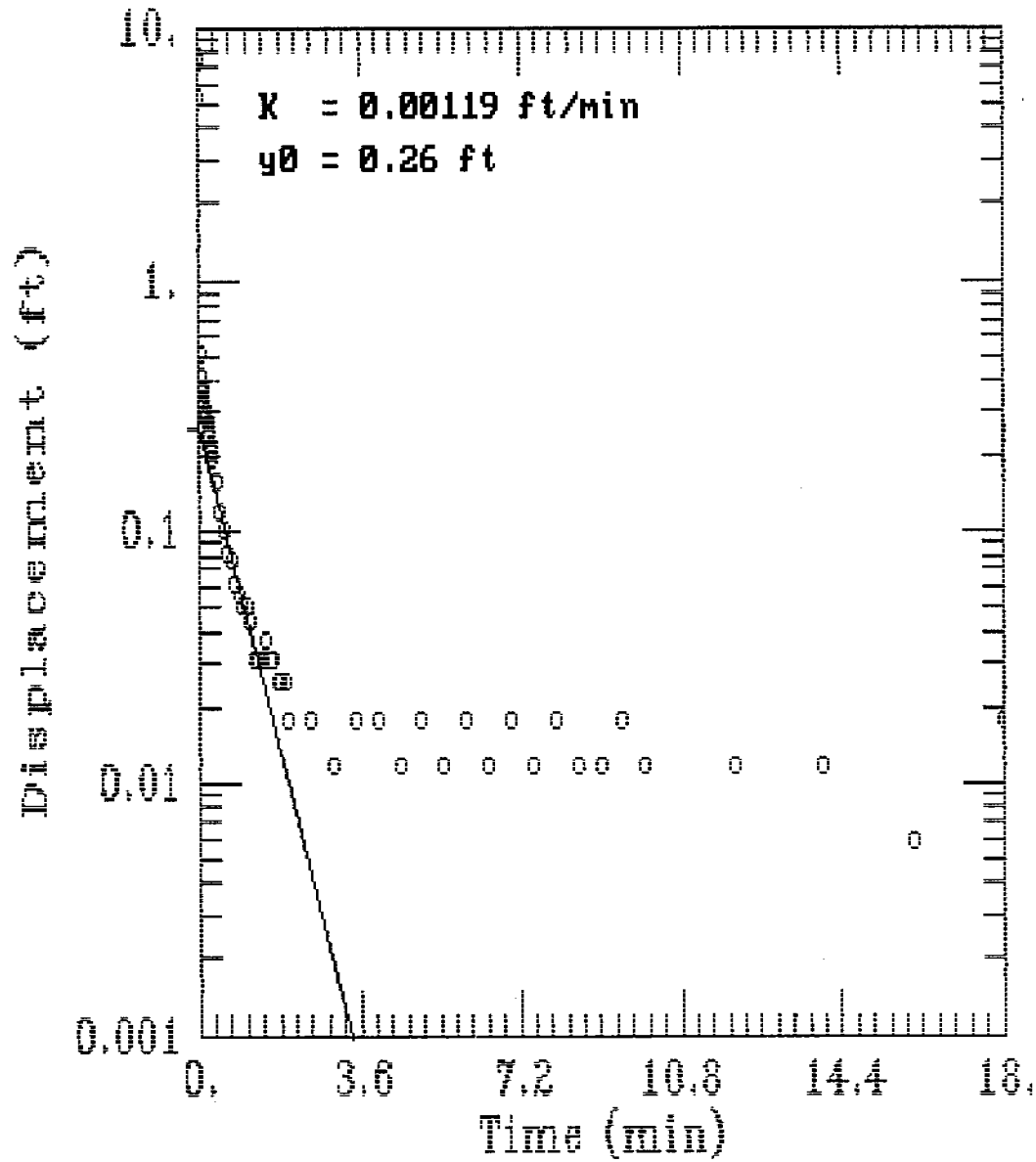
Weighted Residual Statistics:

Number of residuals..... 30
 Number of estimated parameters.... 2
 Degrees of freedom..... 28
 Residual mean..... 0.2103
 Residual standard deviation..... 0.5907
 Residual variance..... 0.3489



Model Residuals:

Time	Observed	Calculated	Residual	Weight
0.0133	6.884	6.4862	0.3978	1
0.0166	5.74	5.5963	0.14374	1
0.02	4.301	4.8069	-0.50587	1
0.0233	2.874	4.1473	-1.2733	1
0.0266	5.106	3.5783	1.5277	1

80MW04 FALLING HEAD TEST



AQTESOLV

 GERAGHTY
& MILLER, INC.
 Modeling Group

A Q T E S O L V R E S U L T S
Version 1.10

03/07/95

05:58:50

=====

TEST DESCRIPTION

Data set..... B:80MW04F.DAT
Data set title..... 80MW04 FALLING HEAD TEST

Knowns and Constants:

No. of data points..... 60
 Radius of well casing..... 0.083
 Radius of well..... 0.25
 Aquifer saturated thickness..... 16.4
 Well screen length..... 15
 Static height of water in well..... 16.4
 Log(Re/Rw)..... 3.197
 A, B, C..... 0.000, 0.000, 2.989

=====

ANALYTICAL METHOD

Bouwer-Rice (Unconfined Aquifer Slug Test)

=====

RESULTS FROM STATISTICAL CURVE MATCHING

STATISTICAL MATCH PARAMETER ESTIMATES

	Estimate	Std. Error
K =	4.2040E-002 +/-	2.7804E-003
y0 =	3.6991E+001 +/-	4.1140E+000

ANALYSIS OF MODEL RESIDUALS

residual = calculated - observed
 weighted residual = residual * weight

Weighted Residual Statistics:

Number of residuals..... 60
 Number of estimated parameters.... 2
 Degrees of freedom..... 58
 Residual mean..... 0.08801
 Residual standard deviation..... 0.1768
 Residual variance..... 0.03127

Model Residuals:

Time	Observed	Calculated	Residual	Weight
0.0266	7.784	8.0658	-0.28182	1
0.03	7.21	6.639	0.571	1
0.0333	5.251	5.496	-0.24497	1
0.0666	0.509	0.81657	-0.30757	1
0.0833	0.377	0.31385	0.063147	1

0.1	0.409	0.12063	0.28837	1
0.1166	0.377	0.046631	0.33037	1
0.1333	0.358	0.017923	0.34008	1
0.15	0.339	0.0068888	0.33211	1
0.1666	0.333	0.0026629	0.33034	1
0.1833	0.308	0.0010235	0.30698	1
0.2	0.295	0.00039339	0.29461	1
0.2166	0.283	0.00015207	0.28285	1
0.2333	0.27	5.8449E-005	0.26994	1
0.25	0.251	2.2465E-005	0.25098	1
0.2666	0.239	8.6841E-006	0.23899	1
0.2833	0.226	3.3378E-006	0.226	1
0.3	0.22	1.2829E-006	0.22	1
0.3166	0.207	4.9591E-007	0.207	1
0.3333	0.195	1.9061E-007	0.195	1
0.4166	0.157	1.6172E-009	0.157	1
0.5	0.119	1.3643E-011	0.119	1
0.5833	0.1	1.1576E-013	0.1	1
0.6666	0.081	9.8216E-016	0.081	1
0.75	0.075	8.2857E-018	0.075	1
0.8333	0.062	7.0301E-020	0.062	1
0.9166	0.056	5.9648E-022	0.056	1
1	0.05	5.032E-024	0.05	1
1.0833	0.05	4.2695E-026	0.05	1
1.1666	0.044	3.6225E-028	0.044	1
1.25	0.031	3.056E-030	0.031	1
1.3333	0.031	2.5929E-032	0.031	1
1.4166	0.031	2.2E-034	0.031	1
1.5	0.037	1.8559E-036	0.037	1
1.5833	0.031	1.5747E-038	0.031	1
1.6666	0.031	1.3361E-040	0.031	1
1.75	0.025	1.1271E-042	0.025	1
1.8333	0.025	9.5634E-045	0.025	1
1.9166	0.025	8.1142E-047	0.025	1
2	0.018	6.8453E-049	0.018	1
2.5	0.018	2.5247E-061	0.018	1
3	0.012	9.3119E-074	0.012	1
3.5	0.018	3.4345E-086	0.018	1
4	0.018	1.2667E-098	0.018	1
4.5	0.012	4.6721E-111	0.012	1
5	0.018	1.7232E-123	0.018	1
5.5	0.012	6.3557E-136	0.012	1
6	0.018	2.3441E-148	0.018	1
6.5	0.012	8.6459E-161	0.012	1
7	0.018	3.1888E-173	0.018	1
7.5	0.012	1.1761E-185	0.012	1
8	0.018	4.3379E-198	0.018	1
8.5	0.012	1.5999E-210	0.012	1
9	0.012	5.9011E-223	0.012	1
9.5	0.018	2.1765E-235	0.018	1
10	0.012	8.0275E-248	0.012	1
12	0.012	1.4855E-297	0.012	1
14	0.012	0	0.012	1
16	0.006	0	0.006	1
18	0.018	0	0.018	1

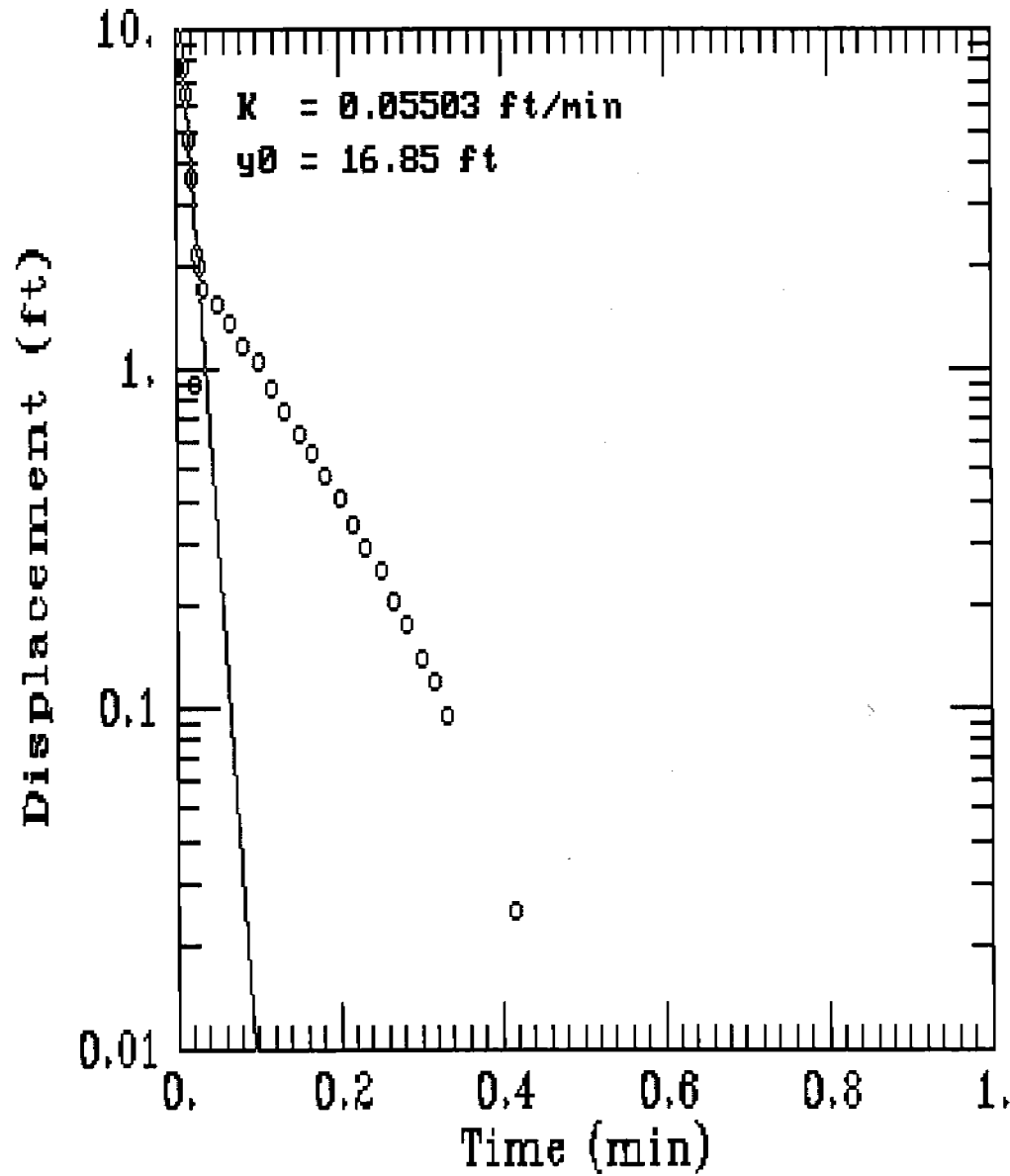
=====

RESULTS FROM VISUAL CURVE MATCHING

VISUAL MATCH PARAMETER ESTIMATES

Estimate
K = 1.1901E-003
y0 = 2.6002E-001

80MW05 RISING HEAD TEST



AQTESOLV



GERAGHTY
& MILLER, INC.



Modeling Group

A Q T E S O L V R E S U L T S
Version 1.10

03/06/95

12:48:49

=====

TEST DESCRIPTION

Data set..... B:80MW05R.DAT
Data set title..... 80MW05 RISING HEAD TEST

Knowns and Constants:

No. of data points..... 27
 Radius of well casing..... 0.083
 Radius of well..... 0.25
 Aquifer saturated thickness..... 13.52
 Well screen length..... 15
 Static height of water in well..... 13.52
 Log(Re/Rw)..... 3.072
 A, B, C..... 0.000, 0.000, 2.989

=====

ANALYTICAL METHOD

Bouwer-Rice (Unconfined Aquifer Slug Test)

=====

RESULTS FROM STATISTICAL CURVE MATCHING

STATISTICAL MATCH PARAMETER ESTIMATES

	Estimate		Std. Error
K =	5.5028E-002 +/-		7.5868E-003
y0 =	1.6851E+001 +/-		2.7838E+000

ANALYSIS OF MODEL RESIDUALS

residual = calculated - observed
 weighted residual = residual * weight

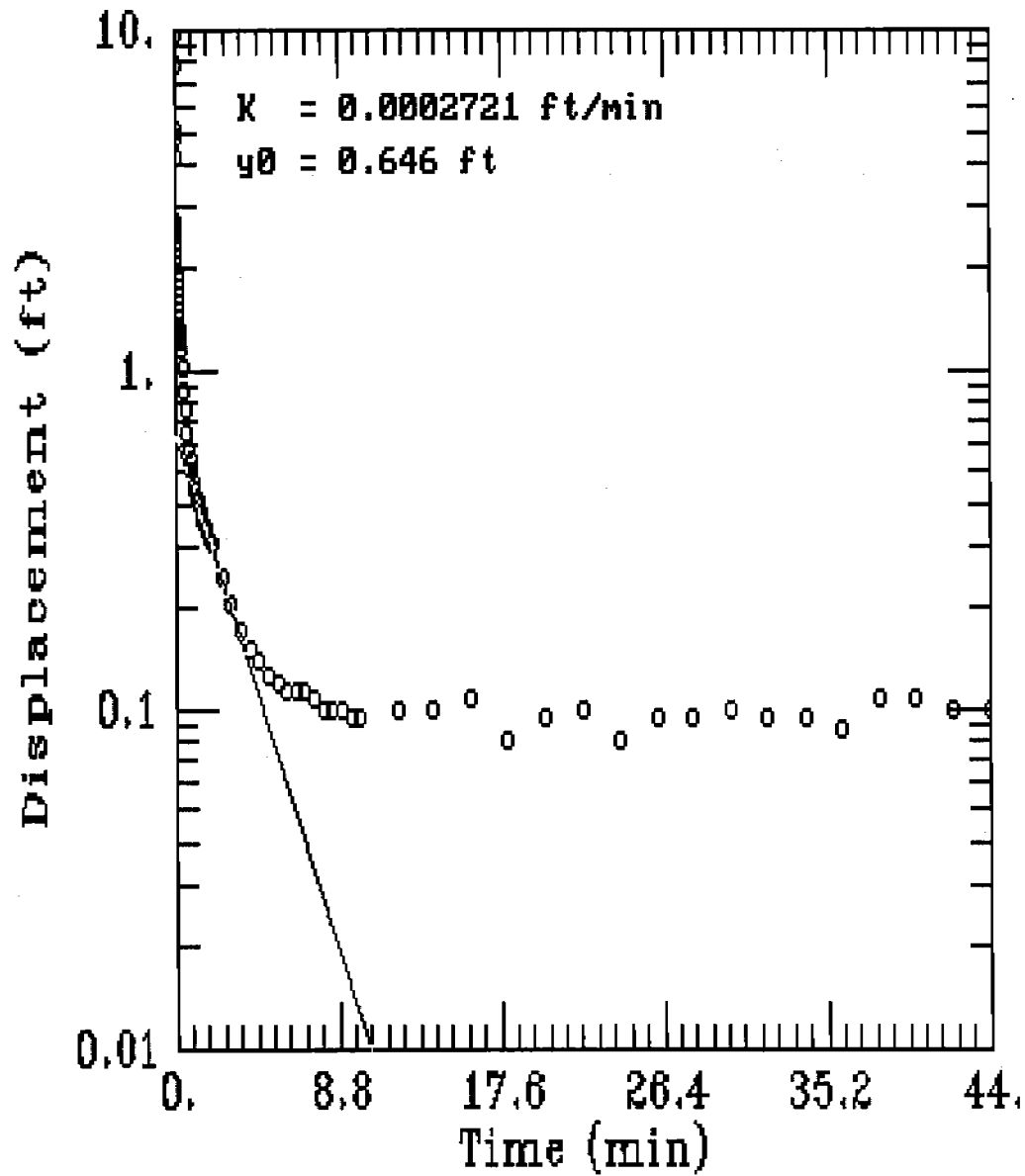
Weighted Residual Statistics:

Number of residuals..... 27
 Number of estimated parameters.... 2
 Degrees of freedom..... 25
 Residual mean..... 0.3565
 Residual standard deviation..... 0.6976
 Residual variance..... 0.4866

Model Residuals:

Time	Observed	Calculated	Residual	Weight
0.01	7.733	7.7247	0.0082655	1
0.0133	6.365	5.9718	0.39325	1
0.0166	4.726	4.6166	0.10942	1
0.02	3.62	3.5412	0.078794	1
0.0233	0.886	2.7376	-1.8516	1

80MW06 RISING HEAD TEST



AQTESOLV



GERAGHTY
& MILLER, INC.



Modeling Group

A Q T E S O L V R E S U L T S
Version 1.10

03/06/95

12:51:09

=====

TEST DESCRIPTION

Data set..... B:80MW06R.DAT
Data set title..... 80MW06 RISING HEAD TEST

Knowns and Constants:

No. of data points..... 78
 Radius of well casing..... 0.083
 Radius of well..... 0.25
 Aquifer saturated thickness..... 12.28
 Well screen length..... 15
 Static height of water in well..... 12.28
 Log(Re/Rw)..... 3.009
 A, B, C..... 0.000, 0.000, 2.989

=====

ANALYTICAL METHOD

Bouwer-Rice (Unconfined Aquifer Slug Test)

=====

RESULTS FROM STATISTICAL CURVE MATCHING

STATISTICAL MATCH PARAMETER ESTIMATES

	Estimate	Std. Error
K =	5.2515E-003 +/-	6.7886E-004
y0 =	6.0710E+000 +/-	4.0553E-001

ANALYSIS OF MODEL RESIDUALS

residual = calculated - observed
 weighted residual = residual * weight

Weighted Residual Statistics:

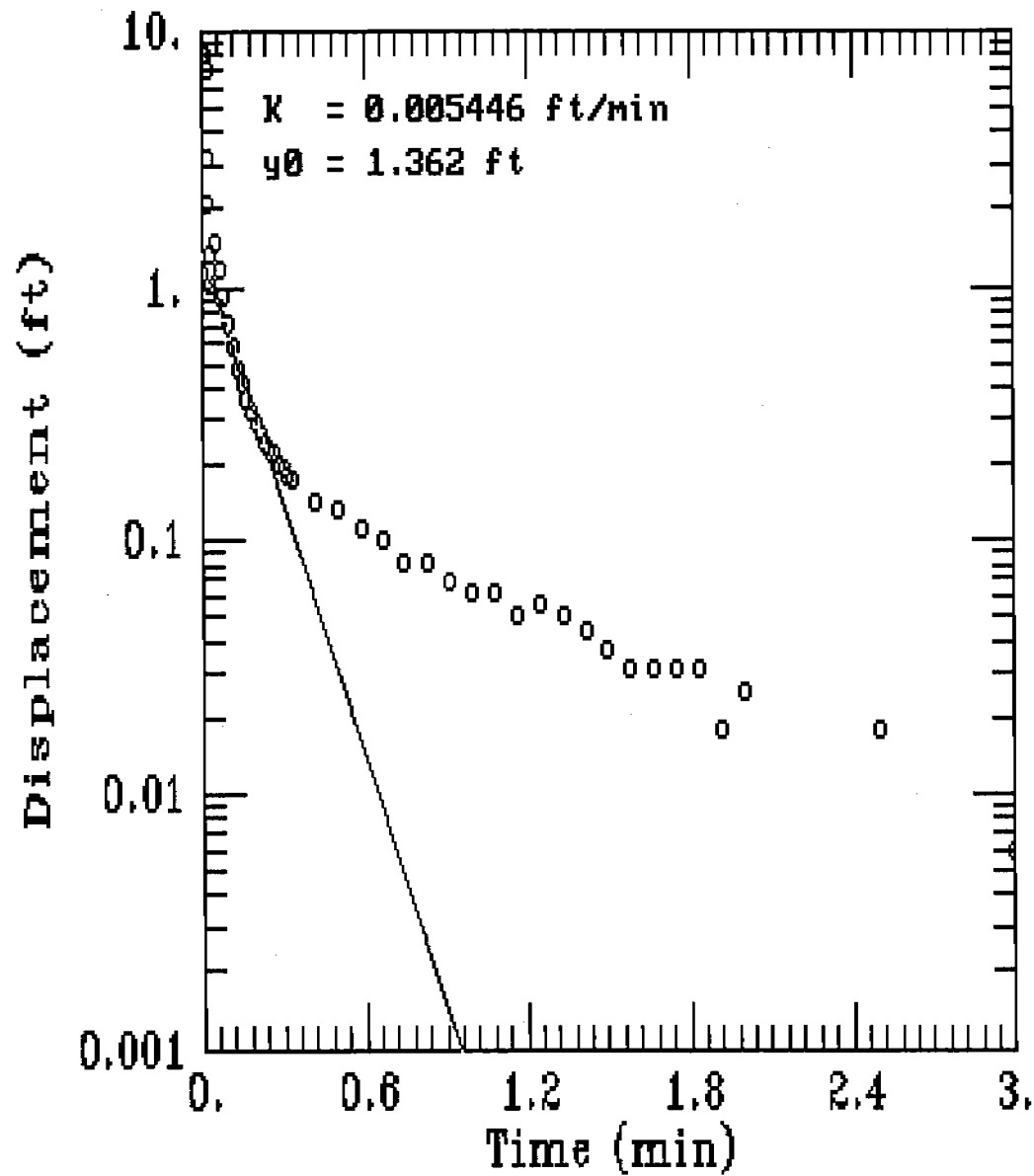
Number of residuals..... 78
 Number of estimated parameters.... 2
 Degrees of freedom..... 76
 Residual mean..... 0.1955
 Residual standard deviation..... 0.7789
 Residual variance..... 0.6067

Model Residuals:

Time	Observed	Calculated	Residual	Weight
0.0133	9.624	5.4874	4.1366	1
0.0166	7.931	5.3515	2.5795	1
0.02	5.044	5.215	-0.17099	1
0.0233	4.83	5.0858	-0.25584	1
0.0266	2.62	4.9599	-2.3399	1

0.03	4.29	4.8334	-0.54338	1
0.0333	2.733	4.7137	-1.9807	1
0.05	2.676	4.1519	-1.4759	1
0.0666	2.551	3.6598	-1.1088	1
0.0833	2.387	3.2237	-0.83666	1
0.1	2.287	2.8395	-0.55246	1
0.1166	2.161	2.5029	-0.34194	1
0.1333	2.054	2.2046	-0.15064	1
0.15	1.948	1.9419	0.0061157	1
0.1666	1.853	1.7117	0.14125	1
0.1833	1.759	1.5077	0.25126	1
0.2	1.671	1.328	0.34296	1
0.2166	1.59	1.1707	0.41935	1
0.2333	1.502	1.0311	0.47087	1
0.25	1.432	0.90824	0.52376	1
0.2666	1.37	0.8006	0.5694	1
0.2833	1.307	0.70518	0.60182	1
0.3	1.256	0.62114	0.63486	1
0.3166	1.213	0.54753	0.66547	1
0.3333	1.168	0.48227	0.68573	1
0.4166	1.018	0.25608	0.76192	1
0.5	0.873	0.13588	0.73712	1
0.5833	0.76	0.072149	0.68785	1
0.6666	0.653	0.038311	0.61469	1
0.75	0.584	0.020327	0.56367	1
0.8333	0.546	0.010794	0.53521	1
0.9166	0.502	0.0057315	0.49627	1
1	0.465	0.0030411	0.46196	1
1.0833	0.446	0.0016148	0.44439	1
1.1666	0.427	0.00085745	0.42614	1
1.25	0.408	0.00045495	0.40755	1
1.3333	0.396	0.00024158	0.39576	1
1.4166	0.383	0.00012828	0.38287	1
1.5	0.364	6.8063E-005	0.36393	1
1.5833	0.352	3.6141E-005	0.35196	1
1.6666	0.339	1.9191E-005	0.33898	1
1.75	0.333	1.0182E-005	0.33299	1
1.8333	0.32	5.4068E-006	0.31999	1
1.9166	0.32	2.871E-006	0.32	1
2	0.308	1.5233E-006	0.308	1
2.5	0.245	3.4094E-008	0.245	1
3	0.207	7.6306E-010	0.207	1
3.5	0.169	1.7078E-011	0.169	1
4	0.15	3.8223E-013	0.15	1
4.5	0.138	8.5548E-015	0.138	1
5	0.125	1.9147E-016	0.125	1
5.5	0.119	4.2853E-018	0.119	1
6	0.113	9.591E-020	0.113	1
6.5	0.113	2.1466E-021	0.113	1
7	0.113	4.8043E-023	0.113	1
7.5	0.106	1.0753E-024	0.106	1
8	0.1	2.4066E-026	0.1	1
8.5	0.1	5.3862E-028	0.1	1
9	0.1	1.2055E-029	0.1	1
9.5	0.094	2.698E-031	0.094	1
10	0.094	6.0385E-033	0.094	1
12	0.1	1.5152E-039	0.1	1
14	0.1	3.8019E-046	0.1	1
16	0.106	9.5397E-053	0.106	1
18	0.081	2.3937E-059	0.081	1
20	0.094	6.0063E-066	0.094	1
22	0.1	1.5071E-072	0.1	1
24	0.081	3.7816E-079	0.081	1
26	0.094	9.4887E-086	0.094	1
28	0.094	2.3809E-092	0.094	1
30	0.1	5.9741E-099	0.1	1

80MW07 RISING HEAD TEST



AQTESOLV



GERAGHTY
& MILLER, INC.

Modeling Group

A Q T E S O L V R E S U L T S
Version 1.10

03/06/95

12:53:34

=====

TEST DESCRIPTION

Data set..... B:80MW07R.DAT
Data set title..... 80MW07 RISING HEAD TEST

Knowns and Constants:

No. of data points..... 46
Radius of well casing..... 0.083
Radius of well..... 0.25
Aquifer saturated thickness..... 15.04
Well screen length..... 15
Static height of water in well..... 15.04
Log(Re/Rw)..... 3.142
A, B, C..... 0.000, 0.000, 2.989

=====

ANALYTICAL METHOD

Bouwer-Rice (Unconfined Aquifer Slug Test)

=====

RESULTS FROM STATISTICAL CURVE MATCHING

STATISTICAL MATCH PARAMETER ESTIMATES

	Estimate		Std. Error
K =	8.7382E-002 +/-		9.3715E-003
y0 =	6.2815E+001 +/-		1.5700E+001

ANALYSIS OF MODEL RESIDUALS

residual = calculated - observed
weighted residual = residual * weight

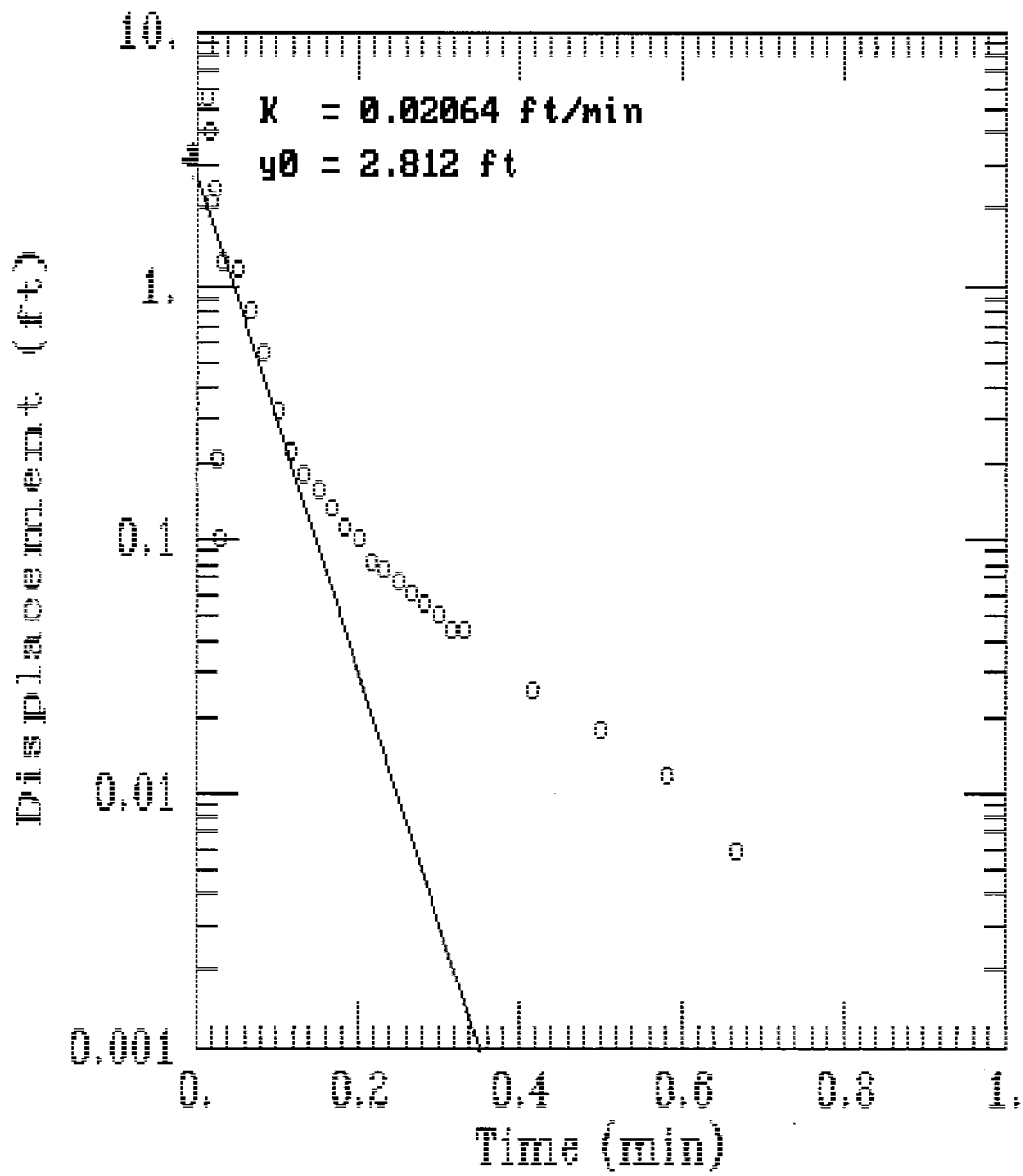
Weighted Residual Statistics:

Number of residuals..... 46
Number of estimated parameters.... 2
Degrees of freedom..... 44
Residual mean..... 0.2013
Residual standard deviation..... 0.5159
Residual variance..... 0.2662

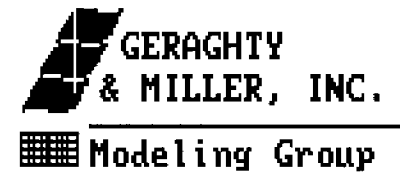
Model Residuals:

Time	Observed	Calculated	Residual	Weight
0.0166	8.086	8.4106	-0.32464	1
0.02	6.968	5.5715	1.3965	1
0.0233	2.087	3.7358	-1.6488	1
0.0266	3.181	2.5049	0.67612	1
0.03	1.006	1.6593	-0.65333	1

80MW03IW RISING HEAD TEST



AQTESOLV



A Q T E S O L V R E S U L T S
Version 1.10

03/06/95

12:44:24

=====

TEST DESCRIPTION

Data set..... B:80MW03IR.DAT
Data set title..... 80MW03IW RISING HEAD TEST

Knowns and Constants:

No. of data points..... 29
 Radius of well casing..... 0.083
 Radius of well..... 0.25
 Aquifer saturated thickness..... 60.38
 Well screen length..... 15
 Static height of water in well..... 60.38
 Log(Re/Rw)..... 3.995
 A, B, C..... 0.000, 0.000, 2.989

=====

ANALYTICAL METHOD

Bouwer-Rice (Unconfined Aquifer Slug Test)

=====

RESULTS FROM STATISTICAL CURVE MATCHING

STATISTICAL MATCH PARAMETER ESTIMATES

	Estimate	Std. Error
K =	1.1163E-001 +/-	1.4136E-002
y0 =	2.8371E+001 +/-	7.0578E+000

ANALYSIS OF MODEL RESIDUALS

residual = calculated - observed
 weighted residual = residual * weight

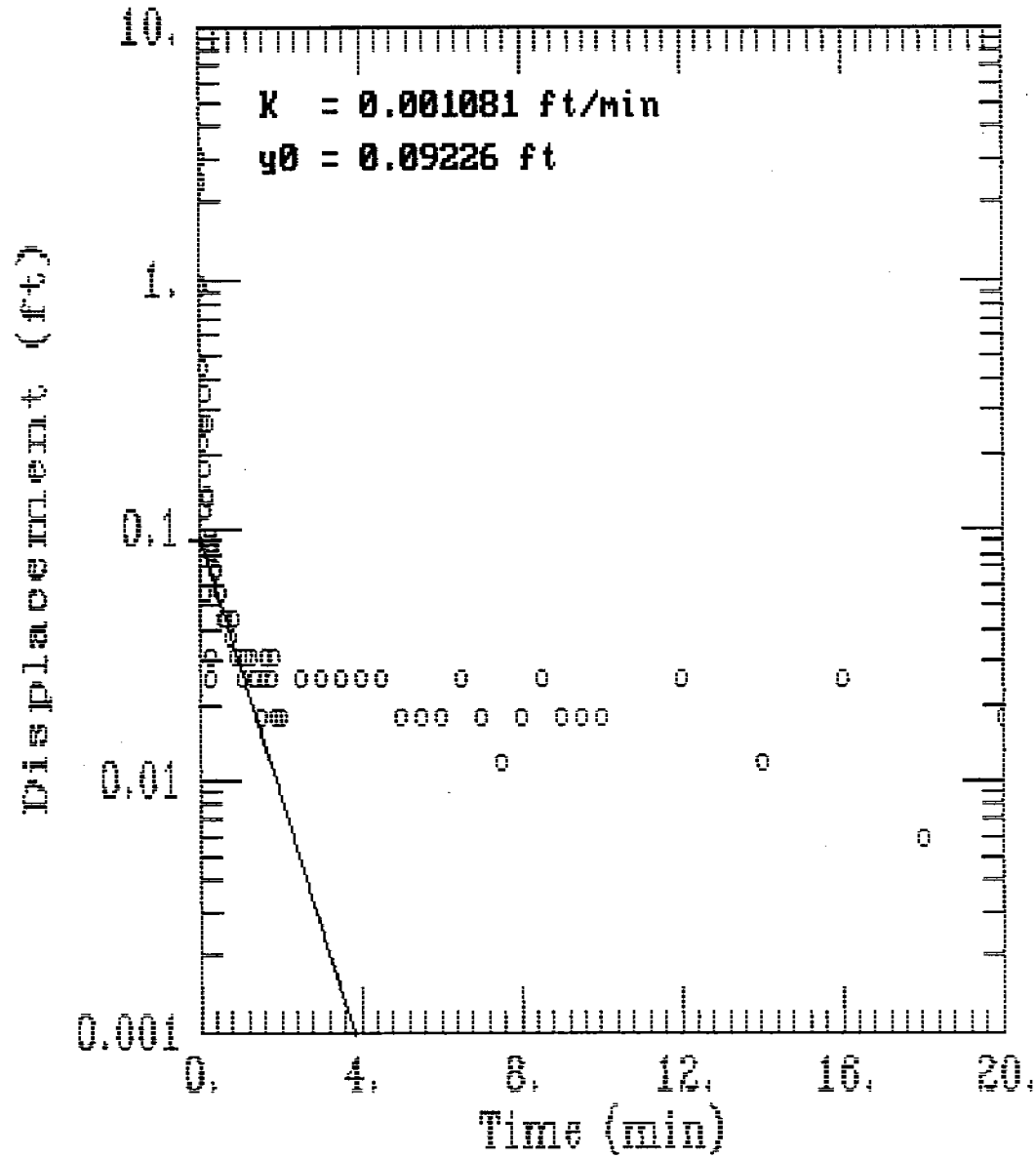
Weighted Residual Statistics:

Number of residuals..... 29
 Number of estimated parameters.... 2
 Degrees of freedom..... 27
 Residual mean..... 0.1397
 Residual standard deviation..... 0.4273
 Residual variance..... 0.1825

Model Residuals:

Time	Observed	Calculated	Residual	Weight
0.0133	5.54	5.624	-0.084037	1
0.0166	4.019	3.7641	0.25488	1
0.02	2.208	2.4888	-0.28083	1
0.0233	2.416	1.6658	0.75025	1
0.0266	0.207	1.1149	-0.90787	1

80MW03IW FALLING HEAD TEST



AQTESOLV



GERAGHTY
& MILLER, INC.

Modeling Group

A Q T E S O L V R E S U L T S
Version 1.10

03/06/95

17:19:50

=====

TEST DESCRIPTION

Data set..... B:80MW03IF.DAT
Data set title..... 80MW03IW FALLING HEAD TEST

Knowns and Constants:

No. of data points..... 65
Radius of well casing..... 0.083
Radius of well..... 0.25
Aquifer saturated thickness..... 60.38
Well screen length..... 15
Static height of water in well..... 60.38
Log(Re/Rw)..... 3.995
A, B, C..... 0.000, 0.000, 2.989

=====

ANALYTICAL METHOD

Bouwer-Rice (Unconfined Aquifer Slug Test)

=====

RESULTS FROM STATISTICAL CURVE MATCHING

STATISTICAL MATCH PARAMETER ESTIMATES

	Estimate	Std. Error
K =	1.6485E-002 +/-	2.0911E-003
y0 =	3.7000E+000 +/-	2.9674E-001

ANALYSIS OF MODEL RESIDUALS

residual = calculated - observed
weighted residual = residual * weight

Weighted Residual Statistics:

Number of residuals..... 65
Number of estimated parameters.... 2
Degrees of freedom..... 63
Residual mean..... 0.01775
Residual standard deviation..... 0.27
Residual variance..... 0.0729

Model Residuals:

Time	Observed	Calculated	Residual	Weight
0.0166	3.047	2.7458	0.3012	1
0.02	2.322	2.5831	-0.26108	1
0.0233	0.925	2.4344	-1.5094	1
0.0266	2.436	2.2942	0.14178	1
0.03	2.952	2.1583	0.79375	1

0.0333	2.537	2.034	0.503	1
0.05	2.373	1.5067	0.86628	1
0.0666	0.963	1.1181	-0.15514	1
0.0833	0.44	0.82828	-0.38828	1
0.1	0.226	0.61356	-0.38756	1
0.1166	0.264	0.45532	-0.19132	1
0.1333	0.352	0.33729	0.014712	1
0.15	0.056	0.24985	-0.19385	1
0.1666	0.176	0.18542	-0.0094151	1
0.1833	0.119	0.13735	-0.018349	1
0.2	0.138	0.10174	0.036256	1
0.2166	0.132	0.075504	0.056496	1
0.2333	0.264	0.055931	0.20807	1
0.25	0.025	0.041432	-0.016432	1
0.2666	0.031	0.030747	0.00025349	1
0.2833	0.094	0.022776	0.071224	1
0.3	0.088	0.016872	0.071128	1
0.3166	0.088	0.01252	0.07548	1
0.3333	0.081	0.0092748	0.071725	1
0.4166	0.069	0.0020762	0.066924	1
0.5	0.056	0.00046394	0.055536	1
0.5833	0.044	0.00010386	0.043896	1
0.6666	0.044	2.3249E-005	0.043977	1
0.75	0.037	5.195E-006	0.036995	1
0.8333	0.044	1.1629E-006	0.043999	1
0.9166	0.031	2.6033E-007	0.031	1
1	0.031	5.8172E-008	0.031	1
1.0833	0.025	1.3022E-008	0.025	1
1.1666	0.031	2.9151E-009	0.031	1
1.25	0.031	6.5139E-010	0.031	1
1.3333	0.025	1.4582E-010	0.025	1
1.4166	0.025	3.2642E-011	0.025	1
1.5	0.018	7.294E-012	0.018	1
1.5833	0.025	1.6328E-012	0.025	1
1.6666	0.031	3.6552E-013	0.031	1
1.75	0.025	8.1676E-014	0.025	1
1.8333	0.031	1.8284E-014	0.031	1
1.9166	0.018	4.0929E-015	0.018	1
2	0.018	9.1458E-016	0.018	1
2.5	0.025	1.1468E-019	0.025	1
3	0.025	1.4379E-023	0.025	1
3.5	0.025	1.8029E-027	0.025	1
4	0.025	2.2607E-031	0.025	1
4.5	0.025	2.8346E-035	0.025	1
5	0.018	3.5542E-039	0.018	1
5.5	0.018	4.4565E-043	0.018	1
6	0.018	5.5879E-047	0.018	1
6.5	0.025	7.0065E-051	0.025	1
7	0.018	8.7853E-055	0.018	1
7.5	0.012	1.1016E-058	0.012	1
8	0.018	1.3812E-062	0.018	1
8.5	0.025	1.7319E-066	0.025	1
9	0.018	2.1715E-070	0.018	1
9.5	0.018	2.7228E-074	0.018	1
10	0.018	3.4141E-078	0.018	1
12	0.025	8.439E-094	0.025	1
14	0.012	2.0859E-109	0.012	1
16	0.025	5.1561E-125	0.025	1
18	0.006	1.2745E-140	0.006	1
20	0.018	3.1503E-156	0.018	1

=====

RESULTS FROM VISUAL CURVE MATCHING

SE1000C
Environmental Logger
12/07 17:16

Unit# 01607 Test 4

Setups: INPUT 1

Type Level (F)
Mode Surface
I.D. 80004

Reference 0.000
Linearity 0.110
Scale factor 19.880
Offset -0.060
Delay mSEC 50.000

Step 1 12/07 15:42:11

Elapsed Time INPUT 1

0.0000 0.018
0.0033 -1.000
0.0066 -3.886
0.0100 -6.570
0.0133 -6.884
0.0166 -5.740
0.0200 -4.301
0.0233 -2.874
0.0266 -5.106
0.0300 -3.786
0.0333 -1.289
0.0500 -1.050
0.0666 -0.981
0.0833 -0.874
0.1000 -0.755
0.1166 -0.666
0.1333 -0.597
0.1500 -0.534
0.1666 -0.478
0.1833 -0.434
0.2000 -0.396
0.2166 -0.358
0.2333 -0.320
0.2500 -0.289
0.2666 -0.264
0.2833 -0.239
0.3000 -0.214
0.3166 -0.195
0.3333 -0.176
0.4166 -0.113
0.5000 -0.069
0.5833 -0.037
0.6666 -0.018
0.7500 -0.006
0.8333 0.006
0.9166 0.012
1.0000 0.012
1.0833 0.012
1.1666 0.018
1.2500 0.018
1.3333 0.025
1.4166 0.025
1.5000 0.012

1.5833	0.018
1.6666	0.025
1.7500	0.025
1.8333	0.025
1.9166	0.025
2.0000	0.018
2.5000	0.018
3.0000	0.018
3.5000	0.025
4.0000	0.031
4.5000	0.018
5.0000	0.018
5.5000	0.025
6.0000	0.031
6.5000	0.025
7.0000	0.025
7.5000	0.025
8.0000	0.018
8.5000	0.025
9.0000	0.025
9.5000	0.025
10.0000	0.025
12.0000	0.025
14.0000	0.012
16.0000	0.012
18.0000	0.018
20.0000	0.025
22.0000	0.025
24.0000	0.018
26.0000	0.018
28.0000	0.025
30.0000	0.012
32.0000	0.018
34.0000	0.025
36.0000	0.025

SE1000C
Environmental Logger
12/07 17:14

Unit# 01607 Test 4

Setups: INPUT 1

Type Level (F)
Mode Surface
I.D. 80004

Reference 0.000
Linearity 0.110
Scale factor 19.880
Offset -0.060
Delay mSEC 50.000

Step 0 12/07 15:23:33

Elapsed Time INPUT 1

0.0000 0.006
0.0033 0.006
0.0066 0.018
0.0100 0.050
0.0133 0.113
0.0166 1.982
0.0200 5.036
0.0233 7.217
0.0266 7.784
0.0300 7.210
0.0333 5.251
0.0500 -0.364
0.0666 0.509
0.0833 0.377
0.1000 0.409
0.1166 0.377
0.1333 0.358
0.1500 0.339
0.1666 0.333
0.1833 0.308
0.2000 0.295
0.2166 0.283
0.2333 0.270
0.2500 0.251
0.2666 0.239
0.2833 0.226
0.3000 0.220
0.3166 0.207
0.3333 0.195
0.4166 0.157
0.5000 0.119
0.5833 0.100
0.6666 0.081
0.7500 0.075
0.8333 0.062
0.9166 0.056
1.0000 0.050
1.0833 0.050
1.1666 0.044
1.2500 0.031
1.3333 0.031
1.4166 0.031
1.5000 0.037

1.5833	0.031
1.6666	0.031
1.7500	0.025
1.8333	0.025
1.9166	0.025
2.0000	0.018
2.5000	0.018
3.0000	0.012
3.5000	0.018
4.0000	0.018
4.5000	0.012
5.0000	0.018
5.5000	0.012
6.0000	0.018
6.5000	0.012
7.0000	0.018
7.5000	0.012
8.0000	0.018
8.5000	0.012
9.0000	0.012
9.5000	0.018
10.0000	0.012
12.0000	0.012
14.0000	0.012
16.0000	0.006
18.0000	0.018

SE1000C
Environmental Logger
12/08 17:22

Unit# 01607 Test 1

Setups: INPUT 1

Type Level (F)
Mode Surface
I.D. 80005

Reference 0.000
Linearity 0.110
Scale factor 19.880
Offset -0.060
Delay mSEC 50.000

Step 1 12/08 13:33:37

Elapsed Time INPUT 1

0.0000	0.056
0.0033	0.012
0.0066	-5.435
0.0100	-7.733
0.0133	-6.365
0.0166	-4.726
0.0200	-3.620
0.0233	-0.886
0.0266	-2.175
0.0300	-1.999
0.0333	-1.716
0.0500	-1.540
0.0666	-1.345
0.0833	-1.163
0.1000	-1.050
0.1166	-0.861
0.1333	-0.754
0.1500	-0.641
0.1666	-0.559
0.1833	-0.484
0.2000	-0.415
0.2166	-0.345
0.2333	-0.295
0.2500	-0.251
0.2666	-0.207
0.2833	-0.176
0.3000	-0.138
0.3166	-0.119
0.3333	-0.094
0.4166	-0.025
0.5000	0.006
0.5833	0.031
0.6666	0.044
0.7500	0.056
0.8333	0.056
0.9166	0.056
1.0000	0.062
1.0833	0.069
1.1666	0.069
1.2500	0.075
1.3333	0.069
1.4166	0.069
1.5000	0.069

1.5833	0.069
1.6666	0.075
1.7500	0.075
1.8333	0.075
1.9166	0.069
2.0000	0.075
2.5000	0.069
3.0000	0.075
3.5000	0.062
4.0000	0.062
4.5000	0.062
5.0000	0.069
5.5000	0.062
6.0000	0.069
6.5000	0.069
7.0000	0.062
7.5000	0.062
8.0000	0.062
8.5000	0.062
9.0000	0.075
9.5000	0.069
10.0000	0.069
12.0000	0.050

SE1000C
Environmental Logger
12/09 20:47

Unit# 01607 Test 0

Setups: INPUT 1

Type Level (F)
Mode Surface
I.D. 80006

Reference 0.000
Linearity 0.110
Scale factor 19.880
Offset -0.060
Delay mSEC 50.000

Step 1 12/09 08:42:16

Elapsed Time INPUT 1

0.0000 -0.062
0.0033 -0.056
0.0066 -0.333
0.0100 -5.119
0.0133 -9.624
0.0166 -7.931
0.0200 -5.044
0.0233 -4.830
0.0266 -2.620
0.0300 -4.290
0.0333 -2.733
0.0500 -2.676
0.0666 -2.551
0.0833 -2.387
0.1000 -2.287
0.1166 -2.161
0.1333 -2.054
0.1500 -1.948
0.1666 -1.853
0.1833 -1.759
0.2000 -1.671
0.2166 -1.590
0.2333 -1.502
0.2500 -1.432
0.2666 -1.370
0.2833 -1.307
0.3000 -1.256
0.3166 -1.213
0.3333 -1.168
0.4166 -1.018
0.5000 -0.873
0.5833 -0.760
0.6666 -0.653
0.7500 -0.584
0.8333 -0.546
0.9166 -0.502
1.0000 -0.465
1.0833 -0.446
1.1666 -0.427
1.2500 -0.408
1.3333 -0.396
1.4166 -0.383
1.5000 -0.364

1.5833	-0.352
1.6666	-0.339
1.7500	-0.333
1.8333	-0.320
1.9166	-0.320
2.0000	-0.308
2.5000	-0.245
3.0000	-0.207
3.5000	-0.169
4.0000	-0.150
4.5000	-0.138
5.0000	-0.125
5.5000	-0.119
6.0000	-0.113
6.5000	-0.113
7.0000	-0.113
7.5000	-0.106
8.0000	-0.100
8.5000	-0.100
9.0000	-0.100
9.5000	-0.094
10.0000	-0.094
12.0000	-0.100
14.0000	-0.100
16.0000	-0.106
18.0000	-0.081
20.0000	-0.094
22.0000	-0.100
24.0000	-0.081
26.0000	-0.094
28.0000	-0.094
30.0000	-0.100
32.0000	-0.094
34.0000	-0.094
36.0000	-0.088
38.0000	-0.106
40.0000	-0.106
42.0000	-0.100
44.0000	-0.100

SE1000C
Environmental Logger
12/09 20:51

Unit# 01607 Test 1

Setups: INPUT 1

Type Level (F)
Mode Surface
I.D. 80007

Reference 0.000
Linearity 0.110
Scale factor 19.880
Offset -0.060
Delay mSEC 50.000

Step 1 12/09 10:02:10

Elapsed Time INPUT 1

0.0000 0.012
0.0033 0.006
0.0066 -0.025
0.0100 -4.016
0.0133 -7.383
0.0166 -8.086
0.0200 -6.968
0.0233 -2.087
0.0266 -3.181
0.0300 -1.006
0.0333 -1.364
0.0500 -1.471
0.0666 -1.169
0.0833 -0.924
0.1000 -0.729
0.1166 -0.584
0.1333 -0.484
0.1500 -0.408
0.1666 -0.364
0.1833 -0.320
0.2000 -0.289
0.2166 -0.264
0.2333 -0.245
0.2500 -0.232
0.2666 -0.220
0.2833 -0.201
0.3000 -0.195
0.3166 -0.182
0.3333 -0.176
0.4166 -0.144
0.5000 -0.132
0.5833 -0.113
0.6666 -0.100
0.7500 -0.081
0.8333 -0.081
0.9166 -0.069
1.0000 -0.063
1.0833 -0.063
1.1666 -0.050
1.2500 -0.056
1.3333 -0.050
1.4166 -0.044
1.5000 -0.037

1.5833	-0.031
1.6666	-0.031
1.7500	-0.031
1.8333	-0.031
1.9166	-0.018
2.0000	-0.025
2.5000	-0.018
3.0000	-0.006
3.5000	0.000
4.0000	0.006
4.5000	0.000
5.0000	0.006
5.5000	0.000
6.0000	0.000
6.5000	0.006
7.0000	0.006
7.5000	0.012
8.0000	0.006
8.5000	0.006
9.0000	0.006
9.5000	0.012
10.0000	0.006

SE1000C
Environmental Logger
12/09 20:55

Unit# 01607 Test 2

Setups: INPUT 1

Type Level (F)
Mode Surface
I.D. 80030

Reference 0.000
Linearity 0.110
Scale factor 19.880
Offset -0.060
Delay mSEC 50.000

Step 1 12/09 10:55:50

Elapsed Time INPUT 1

0.0000 0.018
0.0033 -0.044
0.0066 -3.359
0.0100 -5.339
0.0133 -5.540
0.0166 -4.019
0.0200 -2.208
0.0233 -2.416
0.0266 0.207
0.0300 0.100
0.0333 -1.233
0.0500 -1.183
0.0666 -0.786
0.0833 -0.547
0.1000 -0.327
0.1166 -0.220
0.1333 -0.182
0.1500 -0.157
0.1666 -0.132
0.1833 -0.113
0.2000 -0.100
0.2166 -0.081
0.2333 -0.075
0.2500 -0.069
0.2666 -0.063
0.2833 -0.056
0.3000 -0.050
0.3166 -0.044
0.3333 -0.044
0.4166 -0.025
0.5000 -0.018
0.5833 -0.012
0.6666 -0.006
0.7500 0.000
0.8333 0.006
0.9166 0.006
1.0000 0.006
1.0833 0.006
1.1666 0.006
1.2500 0.012
1.3333 0.018
1.4166 0.012
1.5000 0.012

1.5833	0.012
1.6666	0.018
1.7500	0.012
1.8333	0.012
1.9166	0.018
2.0000	0.025
2.5000	0.025
3.0000	0.018
3.5000	0.018
4.0000	0.018
4.5000	0.018
5.0000	0.018
5.5000	0.018
6.0000	0.018
6.5000	0.025
7.0000	0.018
7.5000	0.025
8.0000	0.018
8.5000	0.018
9.0000	0.018
9.5000	0.025
10.0000	0.018

SE1000C
Environmental Logger
12/09 20:54

Unit# 01607 Test 2

Setups: INPUT 1

Type Level (F)
Mode Surface
I.D. 80030

Reference 0.000
Linearity 0.110
Scale factor 19.880
Offset -0.060
Delay mSEC 50.000

Step 0 12/09 10:35:15

Elapsed Time INPUT 1

0.0000 0.012
0.0033 0.018
0.0066 0.018
0.0100 0.012
0.0133 0.037
0.0166 3.047
0.0200 2.322
0.0233 0.925
0.0266 2.436
0.0300 2.952
0.0333 2.537
0.0500 2.373
0.0666 0.963
0.0833 0.440
0.1000 0.226
0.1166 0.264
0.1333 0.352
0.1500 0.056
0.1666 0.176
0.1833 0.119
0.2000 0.138
0.2166 0.132
0.2333 0.264
0.2500 0.025
0.2666 0.031
0.2833 0.094
0.3000 0.088
0.3166 0.088
0.3333 0.081
0.4166 0.069
0.5000 0.056
0.5833 0.044
0.6666 0.044
0.7500 0.037
0.8333 0.044
0.9166 0.031
1.0000 0.031
1.0833 0.025
1.1666 0.031
1.2500 0.031
1.3333 0.025
1.4166 0.025
1.5000 0.018

1.5833	0.025
1.6666	0.031
1.7500	0.025
1.8333	0.031
1.9166	0.018
2.0000	0.018
2.5000	0.025
3.0000	0.025
3.5000	0.025
4.0000	0.025
4.5000	0.025
5.0000	0.018
5.5000	0.018
6.0000	0.018
6.5000	0.025
7.0000	0.018
7.5000	0.012
8.0000	0.018
8.5000	0.025
9.0000	0.018
9.5000	0.018
10.0000	0.018
12.0000	0.025
14.0000	0.012
16.0000	0.025
18.0000	0.006
20.0000	0.018

APPENDIX F
BASE BACKGROUND SOIL REPORT

Appendices F.1 and F.2 provide background concentration values for inorganic elements in surface and subsurface soil respectively at MCB, Camp Lejeune. These background borings were collected in areas known to be unimpacted by site operations, and have also been collected during Baker Remedial Investigations since 1993. Both appendices have all background borings identified with a unique sample identification, and the inorganic analytical results pertaining to the sample identification. Provided in the back of each appendix, are the following statistics for the base background samples:

- minimum concentration per inorganic analyte
- maximum concentration per inorganic analyte
- average concentration per inorganic analyte
- twice the average concentration per inorganic analyte.

The minimum and maximum concentrations are used for a comparison bases only. Whereas twice the average concentration is used in comparing the inorganic analytical results from the on-site soil samples to what is considered by USEPA Region IV to be naturally occurring.

APPENDIX F.1
BASE BACKGROUND SURFACE SOIL REPORT

BASE BACKGROUND
SURFACE SOILS
TAL INORGANICS
MCB CAMP LEJEUNE, NORTH CAROLINA

	6-201N-SB11-00	6-201N-SB12-00	6-201C-SB38-00	6-201C-SB39-00	78-BB-SB-00	41-BB-SB01-00	41-BB-SB02-00
Aluminum	1120	45.25	748	245	1490	528	1430
Antimony	4.7	4.8	1.4	1.3	0.33	2.07	0.865
Arsenic	0.28	0.29	0.91	0.28	0.22	0.356	0.317
Barium	2	2.05	16.5	3.5	8.6	1.525	4.06
Beryllium	0.095	0.1	0.03	0.03	0.11	0.1	0.09
Cadmium	0.285	0.295	0.58	0.175	0.55	0.392	0.349
Calcium	178	108	10700	402	941	18.3	54.6
Chromium	0.475	0.49	1.6	0.33	2.2	1.02	0.91
Cobalt	0.85	0.9	0.195	0.185	1.8	1.965	1.75
Copper	0.55	0.6	3.1	0.75	2	2	87.2
Iron	525	160	684	238	1020	83	970
Lead	2	3	62.9	25.1	20.4	2.59	10.9
Magnesium	11.65	10.1	200	26	118	8.85	39.1
Manganese	3.1	1	16	4.5	11.1	0.87	10.2
Mercury	0.01	0.01	0.05	0.06	0.05	0.0305	0.078
Nickel	1.6	1.65	0.8	0.75	2.2	3.55	3.15
Potassium	36.55	37.5	54.5	30.6	102	91.5	81.5
Selenium	0.47	0.485	0.5	0.465	0.31	0.311	0.277
Silver	0.95	1	0.195	0.185	0.33	0.1965	0.175
Sodium	19.65	15.85	14	4.7	67.5	44.1	39.3
Thallium	0.19	0.195	0.205	0.185	0.11	0.565	0.505
Vanadium	1.05	0.8	2.8	1.6	5.3	2.505	2.23
Zinc	0.55	0.8	23.1	4.6	28.3	2.66	6.11
Cyanide					0.265	1.23	1.09

Concentrations are in milligrams per kilogram (mg/kg).

Qualifiers have been removed per Baker's standards.

Qualifiers R, U, and UJ have been given one-half the detection value.

Qualifiers J, NJ, and B have been removed with no detection value change.

BASE BACKGROUND
SURFACE SOILS
TAL INORGANICS
MCB CAMP LEJEUNE, NORTH CAROLINA

	41-BB-SB03-00	41-BB-SB04-00	69-BB-SB01-00	69-BB-SB02-00	69-BB-SB03-00	69-BB-SB04-00	74-BB-SB01-00
Aluminum	2100	5370	1310	4150	9570	5360	3110
Antimony	0.87	0.94	0.85	0.95	0.95	0.95	0.905
Arsenic	0.3205	0.345	0.31	0.345	0.79	0.35	0.3325
Barium	4.53	13.4	5.6	15.4	19.6	20.8	11.1
Beryllium	0.09	0.095	0.14	0.155	0.155	0.155	0.148
Cadmium	0.3525	0.38	0.26	0.285	0.29	0.29	0.2695
Calcium	79.2	46.3	28.2	43.6	282	53	181
Chromium	2.64	3.24	0.75	4	12.5	5.8	0.84
Cobalt	1.77	1.905	2.1	2.3	2.35	2.35	2.225
Copper	1.8	1.94	1.75	1.9	1.95	1.95	4.56
Iron	1120	2160	425	1430	9640	3890	1740
Lead	9.98	6.61	2.8	6	5.3	5.6	5.19
Magnesium	74	144	37.3	91.8	610	247	70
Manganese	11.6	11.8	15.1	12.7	12.3	8.3	9.44
Mercury	0.057	0.08	0.015	0.06	0.045	0.025	0.04
Nickel	3.2	3.45	2.9	1.6	1.65	1.65	1.56
Potassium	190	177	32.25	35.5	361	106	87.5
Selenium	0.2795	0.301	0.27	0.295	0.3	0.3	0.29
Silver	0.177	0.1905	0.045	0.045	4.3	0.39	0.046
Sodium	39.65	42.75	20	22	22.4	22.3	70.4
Thallium	0.51	0.55	0.495	0.55	0.55	0.55	0.53
Vanadium	2.255	2.43	1.8	1.95	13.5	5.6	5.21
Zinc	5.97	7.15	3.1	5.2	10.8	7.9	1.27
Cyanide	1.1	1.19	2.2	2.4	2.4	2.4	1.15

Concentrations are in milligrams per kilogram (mg/kg).

Qualifiers have been removed per Baker's standards.

Qualifiers R, U, and UJ have been given one-half the detection value.

Qualifiers J, NJ, and B have been removed with no detection value change.

**BASE BACKGROUND
SURFACE SOILS
TAL INORGANICS
MCB CAMP LEJEUNE, NORTH CAROLINA**

	74-BB-SB02-00	74-BB-SB03-00	74-BB-SB04-00	1-BB-SB38-00	1-BB-SB39-00	1-GW13-00	28-BB-SB37-00	28-BB-SB38-00
Aluminum	1730	1000	2100	3920	4930	1600	2840	379
Antimony	0.925	0.855	0.96	3.6	3.15	8.0	3.55	2.9
Arsenic	0.339	0.314	0.352	0.315	0.28	0.29	0.31	0.255
Barium	1.6	3.12	16	9.6	9.3	2.8	5.1	1.8
Beryllium	0.151	0.14	0.1565	0.105	0.10	0.095	0.105	0.085
Cadmium	0.275	0.2545	0.285	0.315	0.28	0.285	0.31	0.255
Calcium	46.9	43.9	377	538	353	248	114	13.10
Chromium	2.7	0.795	1.98	3.5	4.7	4.1	2.0	0.60
Cobalt	2.27	2.1	2.355	0.42	0.375	0.38	0.415	0.34
Copper	3.92	1.755	1.965	1.6	0.6	1.9	0.6	0.50
Iron	401	787	1640	2270	1470	1000	1210	444
Lead	3.79	1.14	142	5.9	4.5	4.2	2.8	1.7
Magnesium	37.5	16.1	52.5	152	183	47.2	68.8	12.9
Manganese	3.13	7.37	4.61	10.6	4.2	5.9	2.7	3.3
Mercury	0.048	0.0305	0.05	0.03	0.025	0.03	0.025	0.025
Nickel	1.59	1.475	1.65	0.8	0.65	0.65	0.750	0.6
Potassium	89	82.5	92.5	149	153	20.650	29.75	8.35
Selenium	0.296	0.274	0.307	0.42	0.375	0.38	0.415	0.34
Silver	0.047	0.0435	0.0485	0.5	0.465	0.475	0.5	0.425
Sodium	71.8	87.6	122	11.0	17.2	7.25	28.5	18.2
Thallium	0.54	0.4985	0.56	0.42	0.38	0.38	0.415	0.34
Vanadium	1.94	1.8	4.69	7.9	6.1	3.5	3.6	2.1
Zinc	1.15	1.97	2.87	7.2	4.0	1.4	0.9	0.71
Cyanide	1.17	1.08	1.21					

Concentrations are in milligrams per kilogram (mg/kg).

Qualifiers have been removed per Baker's standards.

Qualifiers R, U, and UJ have been given one-half the detection value.

Qualifiers I, NJ, and B have been removed with no detection value change.

BASE BACKGROUND
SURFACE SOILS
TAL INORGANICS
MCB CAMP LEJEUNE, NORTH CAROLINA

	28-GW09DW-00	30-BB-SB12-00	30-BB-SB13-00	30-BB-SB14-00	30-BB-SB15-00	30-BB-SB16-00	30-GW03-00	35-SS01-00
Aluminum	5460	54.6	24.9	49.2	37.5	196	17.7	2220.0
Antimony	3.35	3.2	3.2	3.3	3.5	3.650	3.9	2.45
Arsenic	1.8	0.28	0.29	0.29	0.31	0.325	0.34	0.065
Barium	11.6	1.8	0.7	0.7	0.7	3.100	0.8	15.6
Beryllium	0.10	0.095	0.10	0.10	0.10	0.110	0.12	0.11
Cadmium	0.295	0.28	0.29	0.29	0.31	0.325	0.34	0.04
Calcium	368	11.45	4.3	9.9	9.0	172	5.2	605.0
Chromium	6.0	1.6	0.7	1.9	0.7	0.75	0.8	1.9
Cobalt	0.91	0.375	0.38	0.38	0.41	0.43	0.45	0.60
Copper	2.9	0.55	0.6	0.6	0.6	0.65	0.7	3.9
Iron	2250	276	102	218	69.7	167	80.4	1250.0
Lead	11.6	3.3	0.47	2.4	0.73	4.4	0.86	3.60
Magnesium	157	6.5	2.6	2.6	2.8	37.1	3.1	71.6
Manganese	4.1	11.9	4.4	9.5	1.3	2.5	2.3	5.5
Mercury	0.025	0.06	0.02	0.03	0.05	0.03	0.03	0.065
Nickel	1.9	0.65	0.7	0.7	1.7	0.9	0.8	1.3
Potassium	158	8.25	11.1	3.8	1.0	29.6	1.2	129.5
Selenium	0.94	0.375	0.38	0.38	0.41	0.43	0.45	0.075
Silver	0.49	0.47	0.47	0.48	0.5	0.6	0.6	0.16
Sodium	15.0	14.8	26.0	4.9	5.2	18.2	5.8	126.00
Thallium	0.395	0.375	0.38	0.38	0.41	0.43	0.45	0.06
Vanadium	8.3	1.7	0.75	1.7	0.31	0.76	0.34	3.60
Zinc	6.6	0.35	0.30	0.48	1.7	2.0	1.2	7.4
Cyanide								

Concentrations are in milligrams per kilogram (mg/kg).

Qualifiers have been removed per Baker's standards.

Qualifiers R, U, and UJ have been given one-half the detection value.

Qualifiers J, NJ, and B have been removed with no detection value change.

BASE BACKGROUND
SURFACE SOILS
TAL INORGANICS
MCB CAMP LEJEUNE, NORTH CAROLINA

	BB-SB02-00	BB-SB03-00	16-BB-SB01-00	16-BB-SB02-00	16-BB-SB03-00	80-BB-SB01-00	80-BB-SB02-00	80-BB-SB03-00
Aluminum	3630.0	1950.0	1710.0	3630	1950	2240.0	7770.0	2850.0
Antimony	5.00	5.55	5.05	5	5.55	1.35	1.40	1.40
Arsenic	1.000	1.100	1.000	1	1.1	0.250	3.200	0.265
Barium	7.4	7.0	4.1	7.4	7	9.9	13.0	11.6
Beryllium	0.10	0.11	0.23	0.1	0.11	0.020	0.10	0.06
Cadmium	0.50	0.55	1.00	0.5	0.55	0.165	0.175	0.175
Calcium	113.0	227.0	96.8	113	227	505	997.0	239.0
Chromium	3.3	2.5	1.0	3.3	2.5	1.200	10.0	2.0
Cobalt	1.00	1.10	1.00	1	1.1	0.205	1.30	0.45
Copper	1.0	1.1	1.0	1	1.1	1.3	2.2	0.92
Iron	2150.0	1610.0	1260.0	2150	1610	604.0	5550.0	1450.0
Lead	5.20	10.20	7.40	5.2	10.2	7.5	8.90	8.30
Magnesium	99.1	69.4	42.9	99.1	69.4	94.8	289.0	94.2
Manganese	7.4	5.5	6.9	7.4	5.5	66.0	30.7	12.8
Mercury	0.055	0.055	0.055	0.055	0.055	0.050	0.050	0.060
Nickel	2.0	2.25	2.00	2	2.25	1.4	2.70	1.40
Potassium	1.0	111.5	101.0	100	111.5	163.0	416.0	90.9
Selenium	0.500	0.550	0.500	0.5	0.55	0.285	0.300	0.300
Silver	0.50	0.55	0.50	0.5	0.55	0.220	0.23	0.23
Sodium	25.20	26.20	35.90	25.2	26.2	24.1	77.10	72.70
Thallium	1.00	1.10	1.00	1	1.1	0.435	0.46	0.465
Vanadium	5.40	3.10	4.50	5.4	3.1	2.3	14.70	4.30
Zinc	8.7	22.1	9.2	4.35	22.1	6.1	12.9	3.5
Cyanide								

Concentrations are in milligrams per kilogram (mg/kg).
Qualifiers have been removed per Baker's standards.
Qualifiers R, U, and UJ have been given one-half the detection value.
Qualifiers J, NJ, and B have been removed with no detection value change.

BASE BACKGROUND
SURFACE SOILS
TAL INORGANICS
MCB CAMP LEJEUNE, NORTH CAROLINA

	7-BB-SB01-00	7-BB-SB02-00	7-BB-SB03-00	MIN	MAX	AVG	2Xaverage
Aluminum	7180.0	3770.0	5800.0	17.7	9570	2575.979	5151.959
Antimony	6.05	5.50	5.60	0.33	8	2.918	5.835
Arsenic	1.200	1.100	3.900	0.065	3.9	0.651	1.302
Barium	12.0	10.2	9.7	0.65	20.8	7.614	15.229
Beryllium	0.26	0.11	0.11	0.02	0.26	0.111	0.222
Cadmium	0.600	0.550	0.550	0.04	1	0.353	0.706
Calcium	397.0	69.5	615.0	4.25	10700	478.856	957.712
Chromium	8.4	3.8	10.6	0.33	12.5	2.929	5.857
Cobalt	1.20	1.10	1.10	0.185	2.355	1.117	2.233
Copper	1.20	1.10	2.30	0.5	87.2	3.645	7.291
Iron	3050.0	2170.0	7510.0	69.7	9640	1630.100	3260.200
Lead	7.10	6.40	8.70	0.47	142	10.899	21.798
Magnesium	104.0	50.5	79.5	2.55	610	88.606	177.212
Manganese	3.25	3.1	1.8	0.87	66	8.821	17.642
Mercury	0.060	0.060	0.060	0.01	0.08	0.043	0.087
Nickel	2.40	2.20	2.25	0.6	3.55	1.688	3.377
Potassium	121.0	110.0	111.5	1	416	93.362	186.724
Selenium	0.600	0.550	1.300	0.075	1.3	0.415	0.831
Silver	0.60	0.55	0.55	0.0435	4.3	0.473	0.945
Sodium	15.80	15.25	17.30	4.7	126	33.778	67.556
Thallium	1.200	1.100	1.100	0.06	1.2	0.538	1.076
Vanadium	9.70	5.40	18.20	0.305	18.2	4.249	8.498
Zinc	5.3	2.9	3.8	0.3	28.3	6.062	12.124
Cyanide				0.265	2.4	1.453	2.905

Concentrations are in milligrams per kilogram (mg/kg).

Qualifiers have been removed per Baker's standards.

Qualifiers R, U, and UJ have been given one-half the detection value.

Qualifiers J, NJ, and B have been removed with no detection value change.

APPENDIX F.2
BASE BACKGROUND SUBSURFACE SOIL REPORT

**BASE BACKGROUND
SUBSURFACE SOIL
TAL INORGANICS
MCB CAMP LEJEUNE, NORTH CAROLINA**

	6-201N-SB11-07	6-201N-SB12-02	6-201C-SB38-01	6-201C-SB39-04	78-BB-SB-01	2-GW09-01	1-BB-SB38-05	1-BB-SB39-04	1-BB-SB39-06	1-GW13-04
Aluminum	672	857	3620	2970	10200	8520	4580.000	6180.000	5980.000	4160.000
Antimony	4.7	4.85	1.4	1.25	0.355	1.6	4.200	3.250	2.950	6.900
Arsenic	0.31	0.315	0.033	0.305	0.24	0.47	1.100	0.290	0.260	0.285
Barium	2	2.05	7.6	6.5	10.9	6.6	7.500	11.800	8.600	7.500
Beryllium	0.095	0.1	0.03	0.025	0.12	0.23	0.125	0.095	0.085	0.095
Cadmium	0.285	0.295	0.57	0.17	0.6	1.2	0.370	0.290	0.260	0.285
Calcium	5.35	5.4	4410	12.1	81.3	10.6	35.600	12.250	19.700	52.400
Chromium	1.6	1.85	6	2.2	5.7	8.7	10.500	5.500	5.300	7.100
Cobalt	0.65	0.9	0.235	0.175	0.95	1.9	0.495	0.385	0.350	0.380
Copper	0.475	0.6	1.7	0.65	0.95	0.47	6.600	0.600	0.500	2.100
Iron	257	126	456	833	822	2840	4940.000	1510.000	1210.000	567.000
Lead	1.2	1.6	11.5	2.7	6.1	4.3	5.100	3.800	3.100	3.300
Magnesium	13.1	12.7	133	86.8	188	260	222.000	189.000	217.000	131.000
Manganese	0.475	0.395	7.5	2.6	2.4	5.2	4.100	4.900	5.400	2.000
Mercury	0.01	0.01	0.04	0.015	0.045	0.11	0.025	0.025	0.020	0.050
Nickel	1.6	1.7	0.8	0.7	2.4	4.7	0.850	2.300	0.600	0.650
Potassium	48.9	40.8	84.7	187	123	184	409.000	191.000	268.000	98.100
Selenium	0.5	0.5	0.55	0.5	0.29	0.115	0.495	0.385	0.350	0.380
Silver	0.95	1	0.195	0.175	0.355	0.7	0.600	0.480	0.435	0.475
Sodium	12.7	12.15	13.25	7.25	44.9	31.5	12.850	21.600	9.200	9.600
Thallium	0.205	0.21	0.22	0.2	0.12	0.23	0.495	0.385	0.350	0.380
Vanadium	0.75	1	3	4.7	7.4	13.4	12.200	6.500	6.100	3.500
Zinc	0.475	0.395	11.6	0.9	2.1	1.4	4.700	2.900	2.400	1.000

Concentrations are in milligrams per kilograms (mg/kg).
Qualifiers have been removed per Baker's standards.
Qualifiers R, U, and UJ have been given one-half the detection value.
Qualifiers J, NJ, and B have been removed with no detection value change.

BASE BACKGROUND
SUBSURFACE SOIL
TAL INORGANICS
MCB CAMP LEJEUNE, NORTH CAROLINA

	1-GW13-08	28-BB-SB37-03	28-BB-SB38-04	28-GW09DW-01	30-BB-SB12-03	30-BB-SB13-01	30-BB-SB14-01	30-BB-SB15-01	30-BB-SB16-02	30-GW03-01
Aluminum	6600.000	5170.000	2830.000	5730.000	2970	17.1	25.7	42.6	777	16.9
Antimony	3.200	3.550	3.550	3.750	3.9	3.1	3.6	3.6	3.4	3.9
Arsenic	0.280	0.315	0.315	1.500	0.34	0.28	0.32	0.32	0.30	0.34
Barium	8.400	9.700	5.000	11.700	0.8	0.7	0.8	0.8	3.5	0.8
Beryllium	0.095	0.105	0.105	0.110	0.12	0.09	0.11	0.11	0.10	0.12
Cadmium	0.280	0.315	0.315	0.330	0.34	0.28	0.32	0.32	0.30	0.34
Calcium	92.600	23.450	6.850	441.000	7.0	6.9	4.8	6.3	116	6.6
Chromium	8.300	7.300	3.400	4.700	3.9	0.7	0.8	0.8	0.7	0.8
Cobalt	0.375	0.420	0.420	0.930	0.45	0.37	0.42	0.43	0.40	0.46
Copper	1.600	0.650	0.650	0.650	0.7	0.6	0.7	0.7	0.6	0.7
Iron	959.000	2090.000	749.000	2780.000	908	95.9	155	63.3	514	74.5
Lead	4.000	4.100	2.300	7.400	0.7	0.47	1.9	0.91	3.2	0.59
Magnesium	262.000	153.000	66.000	157.000	24.7	7.5	2.9	2.9	30.2	3.1
Manganese	4.500	3.200	1.500	5.300	1.7	4.3	6.7	1.1	3.7	1.7
Mercury	0.025	0.025	0.025	0.025	0.03	0.03	0.08	0.25	0.03	0.68
Nickel	0.650	0.750	0.750	1.000	0.8	0.7	0.8	2.2	1.7	0.8
Potassium	308.000	122.000	91.300	136.000	13.2	6.3	1.1	21.3	21.9	1.2
Selenium	0.375	0.420	0.420	0.440	0.45	0.37	0.42	0.43	0.40	0.46
Silver	0.470	0.500	0.550	0.550	0.6	0.46	0.6	0.6	0.50	0.6
Sodium	10.900	33.800	28.600	20.300	12.5	11.1	19.3	5.4	14.4	5.8
Thallium	0.375	0.420	0.420	0.440	0.45	0.37	0.42	0.43	0.40	0.46
Vanadium	10.100	6.400	2.800	8.500	6.2	0.73	1.0	0.84	1.6	0.34
Zinc	2.700	1.900	0.970	4.200	0.35	0.32	0.39	1.2	1.7	1.3

Concentrations are in milligrams per kilograms (mg/kg).

Qualifiers have been removed per Baker's standards.

Qualifiers R, U, and UJ have been given one-half the detection value.

Qualifiers J, NJ, and B have been removed with no detection value change.

BASE BACKGROUND
SUBSURFACE SOIL
TAL INORGANICS
MCB CAMP LEJEUNE, NORTH CAROLINA

	35-GWDS01-03	BB-SB02-07	BB-SB03-05	80-BB-SB01-06	80-SS-SB01-03	80-BB-SB2-03	80-BB-SB02-06	80-BB-SB03-03	80-BB-SB03-06	7-BB-SB01-05
Aluminum	2910.0	888.0	2330.0	11000.0	2520.0	5950.0	9600.0	9500.0	1060.0	1400.0
Antimony	2.750	5.000	5.600	6.200	1.300	1.350	1.650	3.500	1.300	5.150
Arsenic	0.12	1.00	1.10	15.40	0.245	1.60	4.70	1.80	0.24	1.05
Barium	5.5	1.6	3.8	22.3	4.5	9.9	13.5	10.9	4.3	16.1
Beryllium	0.06	0.10	0.11	0.31	0.01	0.04	0.20	0.09	0.01	0.105
Cadmium	0.30	0.50	0.55	0.205	0.16	0.165	0.205	0.16	0.155	0.50
Calcium	456.0	74.2	290.0	257.0	105.0	323.0	210.0	142.0	34.2	38.95
Chromium	2.2	2.4	4.2	66.4	2.1	10.0	22.0	12.0	2.9	5.0
Cobalt	0.65	1.00	1.10	7.00	0.42	0.71	1.40	0.75	0.20	1.05
Copper	0.550	1.000	1.100	9.500	0.670	1.600	4.400	2.200	0.630	1.05
Iron	442.0	1220.0	1870.0	90500.0	795.0	2920.0	12800.0	3350.0	557.0	571.0
Lead	8.10	2.40	3.80	21.40	2.90	5.00	11.70	7.80	5.40	3.00
Magnesium	63.5	35.7	115.0	852.0	76.0	282.0	455.0	357.0	50.7	30.6
Manganese	5.6	2.7	2.4	14.9	1.8	19.9	7.4	6.2	5.4	1.95
Mercury	0.03	0.055	0.06	0.07	0.045	0.055	0.07	0.045	0.045	0.055
Nickel	1.050	2.000	2.250	0.600	0.455	1.400	0.600	2.200	0.450	2.050
Potassium	145.0	100.5	228.0	1250.0	161.0	297.0	1020.0	458.0	130.0	103.0
Selenium	0.085	0.500	0.550	2.400	0.275	0.285	0.355	0.275	0.275	0.50
Silver	0.39	0.50	0.55	0.275	0.21	0.22	0.275	0.21	0.21	0.50
Sodium	141.0	20.6	28.2	124.0	63.4	25.5	47.1	73.2	18.3	16.85
Thallium	0.06	1.00	1.10	2.70	0.425	0.44	0.55	0.42	0.42	1.05
Vanadium	3.00	3.90	4.90	69.40	2.30	10.80	18.40	13.50	2.40	2.30
Zinc	2.6	8.7	4.9	26.6	2.0	3.5	8.1	4.8	1.7	3.1

Concentrations are in milligrams per kilograms (mg/kg).
 Qualifiers have been removed per Baker's standards.
 Qualifiers R, U, and UJ have been given one-half the detection value.
 Qualifiers J, NJ, and B have been removed with no detection value change.

BASE BACKGROUND
SUBSURFACE SOIL
TAL INORGANICS
MCB CAMP LEJEUNE, NORTH CAROLINA

	7-BB-SB02-05	7-BB-SB03-09	16-BB-SB01-07	16-BB-SB02-07	16-BB-SB03-05	MIN	MAX	AVG	2Xaverage
Aluminum	1700.0	581.0	1940	888	2330	16.900	11000.000	3614.723	7229.446
Antimony	5.150	5.750	5.8	5	5.6	0.355	6.900	3.657	7.315
Arsenic	1.05	1.15	1.15	1	1.1	0.033	15.400	1.160	2.320
Barium	22.6	10.8	3.7	0.8	3.8	0.650	22.600	7.063	14.126
Beryllium	0.105	0.115	0.115	0.1	0.11	0.010	0.310	0.104	0.207
Cadmium	0.50	0.550	0.6	0.5	0.55	0.155	1.200	0.373	0.745
Calcium	41.55	32.15	135	74.2	290	4.750	4410.000	224.550	449.100
Chromium	6.2	3.9	4.7	2.4	4.2	0.650	66.400	6.751	13.503
Cobalt	1.05	1.15	1.15	1	1.1	0.175	7.000	0.880	1.761
Copper	1.05	1.15	1.15	1	1.1	0.470	9.500	1.434	2.868
Iron	709.0	1620.0	1150	1220	1870	63.300	90500.000	4101.249	8202.497
Lead	1.80	1.10	2.9	2.4	3.8	0.465	21.400	4.336	8.672
Magnesium	44.1	12.25	104	35.7	115	2.850	852.000	136.866	273.731
Manganese	2.65	2.1	5	2.7	2.4	0.395	19.900	4.336	8.673
Mercury	0.050	0.060	0.06	0.055	0.06	0.010	0.680	0.067	0.135
Nickel	2.050	2.300	2.3	2	2.25	0.450	4.700	1.437	2.875
Potassium	102.5	114.5	116	100.5	228	1.050	1250.000	197.447	394.894
Selenium	0.50	0.55	0.6	0.5	0.55	0.085	2.400	0.470	0.939
Silver	0.50	0.55	0.6	0.5	0.55	0.175	1.000	0.475	0.950
Sodium	13.6	15.65	29.8	10.3	28.2	5.400	141.000	28.366	56.731
Thallium	1.05	1.15	1.15	1	1.1	0.060	2.700	0.588	1.176
Vanadium	3.10	2.50	4	3.9	4.9	0.340	69.400	7.039	14.078
Zinc	2.1	3.15	15	4.35	2.45	0.320	26.600	3.881	7.763

Concentrations are in milligrams per kilograms (mg/kg).

Qualifiers have been removed per Baker's standards.

Qualifiers R, U, and UJ have been given one-half the detection value.

Qualifiers J, NJ, and B have been removed with no detection value change.

APPENDIX G
BAKER'S EVALUATION OF METALS IN GROUNDWATER

DRAFT

**EVALUATION OF METALS IN
GROUNDWATER**

**MARINE CORPS BASE,
CAMP LEJEUNE, NORTH CAROLINA**

CONTRACT TASK ORDER 0177

JUNE 3, 1994

Prepared for:

**DEPARTMENT OF THE NAVY
ATLANTIC DIVISION
NAVAL FACILITIES
ENGINEERING COMMAND
*Norfolk, Virginia***

Under the:

**LANTDIV CLEAN Program
Contract N62470-89-D-4814**

Prepared by:

**BAKER ENVIRONMENTAL, INC.
*Coraopolis, Pennsylvania***

TABLE OF CONTENTS

	<u>Page</u>
1.0 INTRODUCTION	1
2.0 STUDY OBJECTIVES	1
3.0 SCOPE OF WORK	2
4.0 DATA ANALYSIS	3
5.0 ANALYSIS OF STUDY OBJECTIVES	8
6.0 CONCLUSIONS	10
7.0 RECOMMENDATIONS	10

FIGURES

1	Site-Location Map
2	Positive Detections Above Applicable Federal and State Standards for Total and Filtered Inorganic Analytes in Groundwater-Site 2
3	Positive Detections of Total Metals Above Federal MCLs and NCWQS in Shallow Wells-Site 78
4	Positive Detections of Total Metals Above Federal MCLs and NCWQS in Intermediate Wells-Site 78
5	Positive Detections of Total Metals Above Federal MCLs and NCWQS in Deep Wells-Site 78

TABLES

1	Summary of Total Metals in Shallow Wells
2	Comparison of Repeat Sampling in Shallow Wells
3	Summary of Dissolved Metals in Shallow Wells
4	Summary of Total Metals in Upgradient Wells
5	Comparison of Inorganic Subsurface Soil Concentrations in "Clean" and "Contaminated" Wells
6	Total Metals in Deep Monitoring Wells
7	Summary of Field Parameters in Shallow, Deep, and Supply Wells

1.0 INTRODUCTION

Numerous groundwater investigations have been conducted at Marine Corps Base (MCB), Camp Lejeune under the Department of the Navy (DON) Installation Restoration Program (IRP). These studies have identified elevated levels of total metals in shallow groundwater at almost every site. The degree of contamination, based on dissolved metals analysis of groundwater samples, is limited. It is believed that the presence of elevated metals are not always related to past disposal activities for several reasons, which is the basis of this study.

Currently, Records of Decision (ROD) are being prepared for Operable Units No. 1 (Sites 21, 24, and 78) and No. 5 (Site 2). Both RODs are proposing to not remediate shallow groundwater which contains elevated levels of total metals above State groundwater standards (i.e., North Carolina Water Quality Standards) and/or Federal drinking water standards (i.e., Maximum Contaminant Levels). Specifically, remediation of shallow groundwater due to elevated total metals is not cost effective, or practical, due to the following: (1) the shallow aquifer is not used for potable supply; (2) the source of metals in groundwater cannot be correlated with soil data or previous disposal practices; (3) the extent of shallow groundwater contamination (based on total metals analysis) is widespread and in many cases undefinable, since there are no apparent contaminant plumes or patterns associated with the metals; and (4) deep groundwater, which is the source of potable water, is not significantly contaminated with metals above the standards.

2.0 STUDY OBJECTIVES

The DON/Marine Corps initiated a study on inorganics in groundwater throughout MCB Camp Lejeune to assess whether total metals in groundwater are related to disposal practices or to other factors. The overall goal of this study is to provide information that would be used in consideration of not remediating shallow groundwater at Operable Units No. 1 and No. 5, and possibly other operable units where total metals are elevated without cause. The following study objectives were identified:

- (1) Determine whether the elevated total metals detected in the shallow aquifer are related to past disposal practices, well construction factors, sampling techniques, or suspended particulates in the samples;
- (2) Determine whether total metals in shallow groundwater are elevated throughout the region or MCB Camp Lejeune;
- (3) Determine whether there is a correlation between elevated total metals in groundwater and metals in soil; and

- (4) Determine whether the concentrations of total metals (i.e., low versus high) is related to shallow and deep aquifer characteristics.

3.0 SCOPE OF WORK

Groundwater and soil data from a total of 21 sites were compiled as part of the overall study. Three of the 21 sites are located outside the boundary of the base. These sites include the ABC Cleaners Superfund Site, located along Route 24 in Jacksonville, and two sites located along Highway 17 (Off-site Properties No. 1 and No. 2). The two sites along Route 17 were investigated by the DON/Marine Corps as part of a real estate survey. The other 18 sites are located throughout various portions of MCB Camp Lejeune (see Figure 1).

Information from studies conducted by Baker and other consultants were obtained to evaluate metal concentrations in groundwater. The study focused on 14 metals of potential concern to human health and the environment. Some of the information was collected under the IR Program whereas other information was obtained during other investigations (e.g., ABC Cleaners RI/FS). The following data tables were then prepared to determine why total metals are generally elevated in shallow groundwater.

- Table 1 - Total Metal Concentrations in Shallow Groundwater by Site
- Table 2 - Summary of Repeat Sampling of Shallow Wells (Sites 2 and 78)
- Table 3 - Dissolved Metal Concentrations in Shallow Groundwater by Site
- Table 4 - Summary of Total Metal Concentrations in Upgradient Wells
- Table 5 - Comparison of Subsurface Metal Concentrations in Uncontaminated and Contaminated Wells
- Table 6 - Total Metal Concentrations in Deep Groundwater by Site
- Table 7 - Summary of Field Parameters in Shallow Monitoring Wells, Deep Monitoring Wells, and Supply Wells

The tables are presented at the end of this report.

4.0 DATA ANALYSIS

The following discussion represents an analysis of the information contained in each of the previously mentioned tables.

Table 1 (Total Metal Concentrations in Shallow Groundwater)

All of the sites had at least one (and in most cases several) metal which exceeded either State water quality standards or Federal drinking water standards. The most frequently detected metals included chromium, lead, and manganese, which were detected at almost every site above drinking water standards. Other frequently detected metals which exceeded drinking water standards included arsenic, beryllium, cadmium, and nickel.

An analysis of the data from Table 1 indicates that elevated total metals are present in shallow groundwater at every site, including the three sites which are located off base. The two sites which did not exhibit significant contamination include the ABC Cleaners site (only chromium exceeded the standards) and Site 48 (only manganese exceeded the standards).

Total metals detected in shallow groundwater at Site 2 exceeded State and/or Federal standards in seven of the 11 shallow monitoring wells. Manganese was the most frequently detected metal (7/11). Lead (3/11), chromium (2/11), and cadmium (1/11) were also detected above the standards,, but less frequently (see Figure 2).

With the exception of Wells 78GW03 and 78GW19, total metals were detected at Site 78 (Hadnot Point Industrial Area) above Federal MCLs or NCWQS in every shallow well (see Figure 3). The extent of elevated total metals in groundwater is widespread, encompassing approximately one square mile (or approximately 660 acres) in total area. The distribution and concentration of total metals in shallow groundwater makes it virtually impossible to identify or illustrate contaminant plumes (see Figure 3).

An analysis of the total metals results indicates the following pattern. Samples exhibiting elevated levels of lead, chromium, or other contaminants of concern, also exhibited elevated levels of other metals such as aluminum, antimony, iron, and zinc. Samples which did not exhibit elevated levels of lead, chromium, or manganese also did not exhibit elevated levels of other metals. This pattern indicates that the elevated total metals are not limited to one or

two contaminants, which would be the case if a lead or chromium plume in the groundwater truly existed. In other words, if a site is impacted by a particular metal due to disposal activities (say chromium for example), then other metals such as aluminum, lead, or zinc should not be consistently elevated as in the case of samples collected from the shallow aquifer at MCB Camp Lejeune. This point is depicted in the data summary tables provided in Appendix A for Sites 2 and 78. These tables were taken from the Remedial Investigation Reports for Operable Units No. 1 and No. 5. As an example, note that sample numbers 78-MW08, 78-MW10, 78-MW11, and 78-MW12 all had elevated levels of total metals when compared to samples 78-MW09-2 and 78-MW09-3. It is clear that most of the metal concentrations in a particular sample follow a consistent pattern throughout.

Table 2 (Comparison of Repeat Sampling of Shallow Wells)

Five wells from Sites 2 and 78 were randomly chosen to evaluate total metals concentrations between sampling rounds. The comparison was limited to only chromium, lead, and manganese since these contaminants were frequently detected throughout MCB Camp Lejeune. In several cases, metal concentrations were significantly different between the sampling rounds. If the shallow aquifer was impacted due to former disposal activities, a contaminant plume would be present and concentrations would not significantly deviate. The deviation in metal concentrations may indicate that sampling results are biased due to suspended particulates in the samples.

Table 3 (Dissolved Metal Concentration in Shallow Groundwater by Site)

The data base for Table 3 was limited to 12 sites since many of the previous investigations (i.e., prior to Navy CLEAN) did not analyze for dissolved metals. Nevertheless, an analysis of the 12 sites revealed that elevated levels of dissolved metals in groundwater is limited. Manganese was the most frequently detected metal above drinking water standards (10 of 12 sites exhibited elevated levels). Lead was detected at only one site (Site 21) above drinking water standards. Chromium was also detected at only one site (Site 78) above drinking water standards. No other metal was detected above the standards.

Literature searches have indicated that manganese is a naturally occurring metal in North Carolina. Therefore, the presence of manganese may not be attributable to site-related activities (Greenhorne & O'Mara, 1992).

An analysis of the data from Table 3 clearly shows a significant reduction in metal concentrations when compared to Table 1 (total metals in shallow groundwater). One possible reason for this reduction is that suspended solids or particles are not being introduced into the analysis of the sample due to filtering. A second possibility is that the metals are not significantly present in a dissolved state in shallow groundwater due to the species of metals under site conditions. It should be noted that calcium and sodium did not exhibit such a pattern since the salts of these metals are more soluble in water. For example, the concentrations of total calcium and total sodium versus dissolved calcium and dissolved sodium are similar and are not affected by the removal of the particulates during filtering. The fact that these salts do not exhibit the pattern that the other metals show supports the possibility that total metal concentrations are influenced by particulates in the sample.

Table 4 (Total Metals in Upgradient Shallow Wells)

The data base for Table 4 consists of groundwater results from 14 upgradient shallow monitoring wells (i.e., one well per site). These wells were installed to determine baseline groundwater quality to which on-site groundwater conditions could be compared. In some cases, the upgradient wells were located in areas where other base activities may have influenced groundwater quality.

The analysis of this data shows that manganese was the most frequently detected metal above Federal or State standards in upgradient shallow wells. Manganese was detected in 7 of the 14 upgradient wells above drinking water standards. Chromium and lead were also frequently detected above drinking water standards in upgradient (background) wells. These contaminants were detected in 6 of the 14 upgradient wells. At Site 2, samples collected from an upgradient well (2GW9) exhibited elevated levels of chromium (83 μ /l), lead (27.2 μ /l) and manganese (747 μ /l). At Site 78, samples collected from upgradient wells 96W4 and 78GW26 did not exhibit elevated levels of total metals. The concentration range for metals detected above NC WQS and/of Federal MCLs in upgradient wells is provided below:

- beryllium (ND-46.5 μ /l)
- cadmium (ND-10 μ /l)
- chromium (ND-198 μ /l)
- lead (ND-78.8 μ /l)
- manganese (ND-747 μ /l)
- mercury (ND-1.6J μ /l)

Based on the above range representing upgradient wells, none of the on-site wells at Site 2 exhibited total metals above the maximum background concentrations. However, at Site 78, lead and chromium were detected above the maximum background in several on-site wells.

An analysis of the data from Table 4 indicates that shallow groundwater upgradient of some sites contains total metals above drinking water standards. A comparison of Table 4 data against Table 1 data indicates that shallow groundwater samples from upgradient wells are less contaminated than samples collected from on-site monitoring wells. However, it should be noted that the data base for Table 4 consists of only 14 wells whereas the data base for Table 1 consists of over 130 wells. Therefore, to assume that upgradient groundwater quality is better than on-site groundwater quality may not be justified due to the different data bases.

Table 5 (Comparison of Subsurface Metal Concentrations in Uncontaminated and Contaminated Wells)

The purpose of this table is to determine whether metal concentrations in soils correlate with the elevated levels of metals in shallow groundwater.

To evaluate this, metals in subsurface soils, representing an area of groundwater contamination, were compared to metals in subsurface soil in areas which did not exhibit groundwater contamination. If the elevated total metals in shallow groundwater are present due to former disposal activities, subsurface metals in soil representing an area of groundwater contamination would be expected to be elevated or higher than metals in subsurface soil representing a non-contaminated area. This evaluation assumes that the well exhibiting elevated total metals is within a source area and that the soil sample is representative of soil impacted by metal contamination.

As shown on Table 5, there is no clear pattern or correlation which indicates that elevated total metals are due to soil contamination. Note that in many cases, the concentration of metals which represent "non-contaminated" areas are greater than the metals which represent "contaminated" areas. Also note that the metals in subsurface soil are within or close to background subsurface metal concentrations. Therefore, this supports the possibility that in many cases at MCB Camp Lejeune, the elevated total metals in shallow groundwater cannot be attributable to a source or to past disposal practices.

Table 6 (Total Metals in Deep Monitoring Wells)

Table 6 presents total metal concentrations in deep groundwater for each site. The data base is limited to only 8 sites. Metal concentrations in supply wells were also included for comparison purposes.

As shown on Table 6, total metals in deep groundwater are below drinking water standards with a few exceptions. Arsenic and cadmium were detected above the standards in one deep monitoring well at Site 78 (see Figure 4). Manganese was detected in deep groundwater at three sites and a few of the supply wells. Lead was detected in one supply well at 16 μl , which is slightly above the drinking water standard of 15 μl .

Elevated total metals are not widespread in deep groundwater for two possible reasons. First, most metals are not very mobile in the environment. Second, deep groundwater samples may not have significant amounts of suspended particulates due to different geologic conditions. Soils in the deeper aquifer are more compacted and consist primarily of calcareous sands, clays, and limestone fragments. Soils in the shallow aquifer are loosely compacted and consist primarily of fine-grained sands, silts, and clays. This classification may support the possibility that suspended solids are collected during sampling, thereby influencing the analysis for total metals.

Table 7 (Summary of Field Parameters in Shallow, Deep, and Supply Wells)

Table 7 provides a range of pH and specific conductivity values representative of shallow and deep groundwater. In general, lower pH values were noted more often in shallow wells than in deep wells (including the supply wells). This condition may influence the leachability and speciation of metals in groundwater.

Deep groundwater usually exhibited higher specific conductivity values. High specific conductivity values are representative of high dissolved conditions. The fact that deep groundwater generally exhibited higher specific conductivity values indicates that most of the metals, if present, are in a dissolved state. The high specific conductivity values could also indicate less suspended particulates due to the geologic conditions of the deep aquifer. The lower specific conductivity values observed in shallow wells indicates that the metals in the shallow aquifer are not in a dissolved state. This also supports the possibility that suspended particulates in the shallow aquifer are influencing the analysis of total metals.

5.0 ANALYSIS OF THE STUDY OBJECTIVES

Each of the objectives identified for this study are analyzed below based on the information collected.

Objective No. 1 (Determine whether the elevated total metals in the shallow aquifer are related to past disposal practices, well construction factors, sampling techniques, or suspended particulates in the samples)

Based on the analysis of information provided in Tables 1 through 7 and Appendix A, it appears that suspended particulates in groundwater samples could influence the concentration of total metals in groundwater. Well construction factors and sampling techniques are probably not a significant factor since the data base is representative of data obtained by Baker, ESE (Site 28 and 30), Roy F. Weston (ABC Cleaners), and Halliburton NUS (Site 7). No particular pattern was noted between sites which Baker obtained the samples versus sites in which other consultants obtained the data. Sampling methods were also considered. For Sites 63 and 65 for example, samples were collected with a bailer. At Sites 2 and 78, samples were collected with a low flow pump. All four sites exhibited elevated levels of total metals in groundwater samples. In addition, due to the fact that deep groundwater quality is not significantly impacted with metals indicates that well construction or sampling techniques are probably not factors related to elevated total metals in groundwater.

With respect to past disposal practices, Table 5 clearly shows that soil concentrations do not correlate with elevated total metals in groundwater. Based on this analysis, and on many of the sites previously investigated, the source of total metals in groundwater cannot be attributable to soil contamination or disposal practices in many cases. This is based on both the history of the site as well as the analytical soil results. In some cases, total metals were detected at elevated levels even when the site history did not correlate with the contaminants found. For example, Sites 2 and 21 have a history of pesticide storage and handling, and there are no known disposal areas (i.e., buried debris) within the site boundary. Nevertheless, both of these sites exhibited several metals above drinking water standards that would not be expected to be present at high concentrations based on the historical use of the site. These metals included lead, chromium, beryllium, cadmium, and manganese.

Objective No. 2 (Determine whether total metals in shallow groundwater are elevated throughout the region or MCB Camp Lejeune)

Based on groundwater data obtained from both upgradient wells and off base wells, total metals were detected above drinking water standards in shallow groundwater in areas that would not be influenced by former disposal activities at the sites. Given that some of the upgradient wells are contaminated, it is apparent that total metals in shallow groundwater are elevated in certain areas of the base outside of the influence of site-related disposal activities. However, it is unknown whether the shallow aquifer upgradient of the sites is contaminated due to other base-related activities or whether the levels in groundwater samples are also elevated due to the influence of suspended fines in the samples.

Objective No. 3 (Determine whether there is a correlation between elevated total metals in groundwater and metals in soil)

An evaluation of the data presented in Table 5 shows that metals in soil samples collected in areas of groundwater contamination are not elevated when compared to metals in soil samples collected in areas that did not exhibit groundwater contamination. This supports the possibility that in many cases, elevated levels of total metals in shallow groundwater are not related to the disposal history at the site. As previously mentioned, sites which did not exhibit soil contamination (when compared to background soil levels) or did not have a history of disposal indicative of metals contamination still exhibited elevated levels of total metals in groundwater. Since there is no apparent correlation between metals in soil and total metals in groundwater, then the possibility exists that the elevated total metals in groundwater are biased high due to suspended particulates.

Objective No. 4 (Determine whether the concentrations of total metals in groundwater is related to shallow and deep aquifer characteristics)

There is some evidence that the geologic conditions of the shallow and deep aquifers influence the amount of total metals detected in groundwater samples. The fact that the deep aquifer generally exhibited higher specific conductivity values indicates that there is more dissolved constituents in the deep aquifer when compared to the shallow aquifer. This was evident when comparing Table 1 (total metals in shallow groundwater) to Table 6 (total metals in deep groundwater). Table 6 did not indicate significant levels of total metals in deep groundwater throughout MCB Camp Lejeune.

The geologic conditions of the shallow aquifer would tend to result in samples that may contain suspended particulates. The suspended particulates could influence the total metals concentrations in the samples.

6.0 CONCLUSIONS

- 1. Elevated levels of total metals in the shallow aquifer are probably influenced to some degree by the geologic conditions of the site.**
- 2. There is no correlation between metal levels in soil and total metals in groundwater. Therefore, elevated total metals in groundwater cannot be attributable to soil contamination of past disposal practices.**
- 3. Elevated levels of total metals in the shallow aquifer may be biased high due to suspended particulates in the samples.**
- 4. Dissolved metals in groundwater were generally below Federal MCLs and NC WQS and therefore, do not present a significant problem at MCB Camp Lejeune.**
- 5. Total and dissolved metal concentrations in the Castle Hayne aquifer were generally below drinking water standards and therefore, do not present a significant problem at MCB Camp Lejeune.**
- 6. The presence of manganese in shallow and deep groundwater may be due to naturally occurring geologic conditions.**

7.0 RECOMMENDATIONS

- 1. Remediation of total metals in the shallow aquifer at Operable Units 1 and 5 is not recommended based on the following:**
 - **Elevated metals in groundwater at both operable units does not appear to be related to soil contamination or past disposal practices;**
 - **The distribution of total metals in groundwater is not characteristic of a plume that would be present due to a source of contamination;**
 - **Remediation of total metals would not be practical from an engineering or cost standpoint; and**
 - **Currently, there is no human or environmental exposure to shallow groundwater.**

- 2. Additional background wells should be installed at all sites in order to provide a baseline for comparing on-site groundwater quality.**

Tables

**TABLE 1
TOTAL METALS BY SITE
SHALLOW MONITORING WELLS
MCB, CAMP LEJEUNE, NORTH CAROLINA**

Site Number Units	NCWQS ug/L	FEDERAL MCL ug/L	Site 1 ug/L	Site 2 ug/L	Site 6 ug/L	Site 7 ug/L	Site 9 ug/L	Site 21 ug/L	Site 24 ug/L	Site 28 ug/L	Site 30 ug/L	Site 41 ug/L	Site 43 ug/L	Site 44 ug/L
Arsenic	50	50	7.2 - 57.4	2.2 - 23.6	ND - 23.3	ND - 43.4J	ND	ND - 101	ND - 116J	5.4 - 13J	6.4 - 12J	2.4 - 36.3	ND - 23.4	ND - 570
Barium	2000	2000	335 - 833	46 - 1420	ND - 1020	427 - 641	ND - 1060	ND - 647	ND - 1120	78.8 - 576	60.1 - 396	55.2 - 999	220 - 745	315 - 3180
Beryllium	NE	4	2.7J - 43.4	1 - 3	ND - 7.5	ND - 10.3J	ND	ND - 8	ND - 19	ND - 1.2J	ND - 2.4	0.80 - 42.8	1.5 - 4.2	1.4 - 36.6
Cadmium	5	5	ND - 12.9	7	ND	ND	ND	ND	ND - 12	3.3J - 17.3J	ND - 10.7J	3.2 - 110	ND - 6.9	ND - 32
Calcium	NA	NA	8850 - 726000	5710 - 450000	5430 - 64900	5050 - 51300	16100 - 90700	6130J - 63000J	ND - 151000	20200 - 160000	1730 - 11900	8750 - 828000	10300 - 91900	2430 - 191000
Chromium	50	100	172 - 627	11 - 117	ND - 201	47.8 - 220	ND - 214	ND - 348J	19 - 316	9.0J - 140	42.8 - 106J	10.5 - 244	161 - 249	126 - 895
Copper	1000	1300	44.6 - 117	3 - 23	ND - 175	17.7 - 36.4	ND - 39.7	ND - 84	ND - 52	18.8J - 75.4	15.8 - 42.5	16.3 - 1030	64.2 - 104	28.6 - 313
Lead	15	15	40.8J - 176J	2.7 - 44.8	ND - 200	23 - 37.3	ND - 127	ND - 2000J	5.1 - 89	20.3J - 234J	7.7J - 115J	4.8 - 9340	16.5 - 28.8	15.8 - 508
Manganese	50	50 (1)	125 - 1720	21 - 190	ND - 362	56.9 - 220	ND - 91.3	59 - 276J	29 - 518	82.2 - 304	78.5 - 578	56.6 - 2110	72.6 - 297	88 - 1730
Mercury	1.1	2	ND - 1.2J	ND	ND - .46	0.2 - 0.36	ND - 1.4	ND - 2.4J	ND - 3.2	ND - 1.4J	0.88J - 0.9J	0.13 - 0.92	ND - 0.24	ND - 1.1
Nickel	100	100	28.5 - 426	ND	ND - 41.9	ND	ND	ND - 123	ND - 140	ND - 59.8	17.1J - 52.6J	28.8 - 137	20.5 - 143	21.9 - 486
Sodium	NA	NA	9090 - 19000	ND - 103000	1110 - 68700	7040 - 156000	1390 - 4170	7950 - 15700	5230 - 19200	9480 - 74700	5320 - 8100	2080 - 40200	9160 - 22100	4060 - 12600
Vanadium	NE	NE	214 - 640	9 - 184	ND - 330	37.8 - 423	ND - 175	ND - 419	ND - 408	6.1 - 164	57 - 101	20.4 - 244	122 - 233	184 - 759
Zinc	2100	5000 (1)	ND - 1110	6 - 146	ND - 1620	83.6 - 133	ND - 118	27J - 487J	20 - 650	ND	79.2 - 104	25.7 - 5180	19 J - 661J	87.3 - 2800J

Site Number Units	Site 48 ug/L	Site 63 ug/L	Site 65 ug/L	Site 69 ug/L	Site 78 ug/L	Site 82 ug/L	ABC Cleaners ug/L	OffSite Property #1 ug/L	OffSite Property #2 ug/L
Arsenic	ND	ND - 23.4	ND - 308	2.9 - 29.0	ND - 405J	ND - 67.8	ND - 12	10.3 - 160	ND
Barium	18 - 51.3	56.1 - 5410	105 - 638	46.5 - 850	ND - 1250	ND - 540	35 - 220	ND - 468	ND
Beryllium	ND	ND - 3.1	ND	1.3 - 10.6	ND - 19	ND	NA	ND - 8.5	ND
Cadmium	2.2 - 3.3	ND	ND	2.4 - 11.4	ND - 21	ND	NA	ND	ND
Calcium	30600 - 115000	2830 - 24300	33300 - 181000	2010 - 38700	ND - 642000	6580 - 60800	790 - 16000	ND - 22800	ND - 5200
Chromium	5.8 - 17.5	4.4 - 134	50.1 - 354	15.1 - 159	ND - 858J	ND - 174	ND - 57	52.8 - 636	ND - 94
Copper	3.1 - 13.5	10.7 - 126	28.2 - 127	16.2 - 70.8	ND - 699	ND - 29.3	ND - 89	ND - 140	ND
Lead	ND	4.3J - 369	19.1 - 132	7.8 - 188	ND - 360J	ND - 89	ND - 10	12.3 - 345	6.3 - 62.3
Manganese	38.1 - 585	50.3 - 1020	56.2 - 474	13.0 - 912	26 - 714	26.9 - 283	4 - 44	56 - 973	ND - 60.1
Mercury	0.04 - 0.09	ND - 0.20	ND - 0.29	0.10 - 0.94	ND - 1.5	ND - 0.66	NA	ND	ND
Nickel	ND	19.8 - 54.2	19.4 - 84.3	13.6 - 99.8	ND - 234	ND - 34.6	ND - 77	40.2 - 380	ND
Sodium	5750 - 8760	3150 - 7100	3850 - 11700	4790 - 41300	ND - 42500	5670 - 36500	5800 - 33000	ND - 9390	ND - 7630
Vanadium	3.4 - 12.8	7.9 - 163	59.8 - 433	17.3 - 210	ND - 1700	ND - 256	ND - 45	70 - 739	ND - 64.7
Zinc	ND - 30.3	58.5J - 1110J	148J - 406J	36.2 - 12100	6J - 967J	ND - 204	14 - 220	ND - 736	ND - 40.8

NOTES:
 J - Value is estimated.
 JB - Value is estimated below the CRDL, but greater than the IDL.
 NE - Not established.
 NA - Not analyzed.
 ND - Not detected.
 NCWQS - North Carolina Water Quality Standard
 MCL - Maximum Contaminant Level
 (1) - Secondary MCL

TABLE 2
COMPARISON OF REPEAT SAMPLING OF SHALLOW WELLS
MCB, CAMP LEJEUNE, NORTH CAROLINA

Well Date	2GW01		2GW03		2GW06		2GW08		2GW09	
	5/1993	3/1994	5/1993	3/1994	5/1993	3/1994	5/1993	3/1994	5/1993	3/1994
Chromium	18	ND	11	ND	15	ND	ND	ND	25	83
Lead	15.5 J	ND	3.5 J	ND	6.7 J	ND	ND	3.4	27.2 J	23.6
Manganese	55	47	21	ND	79	140	53	415	290	747

Well Date	78GW05		78GW08		78GW15		78GW16		78GW19	
	1/1991	4/1994	1/1991	4/1994	1/1991	4/1994	1/1991	4/1994	1/1991	4/1994
Chromium	ND	17 J	91.8	491 J	21.4	215 J	209	353 J	13.8	ND
Lead	13.6	13.1 J	54.1	131 J	16.6	53	100	224	31.7	8.3
Manganese	162	161 J	46.5	213 J	18.3	115	98.3	150	79	26

NOTES:
 J - Value is estimated.
 ND - Not detected.

**TABLE 3
DISSOLVED METALS BY SITE
SHALLOW MONITORING WELLS
MCB, CAMP LEJEUNE, NORTH CAROLINA**

Site Number Units	NCWQS ug/L	FEDERAL MCL ug/L	Site 1 ug/L	Site 2 ug/L	Site 6 ug/L	Site 7 ug/L	Site 9 ug/L	Site 21 ug/L	Site 24 ug/L	Site 28 ug/L	Site 30 ug/L	Site 41 ug/L	Site 43 ug/L	Site 44 ug/L
Arsenic	50	50	NA	2.2 - 7.1	ND	NA	ND	ND - 10.6	ND - 16.3	NA	NA	2.2 - 4.7	NA	NA
Barium	2000	2000	NA	25 - 149	ND	NA	ND	ND	ND	NA	NA	12.4 - 451	NA	NA
Beryllium	NE	4	NA	1	ND	NA	ND	ND	ND	NA	NA	0.80 - 3.2	NA	NA
Cadmium	5	5	NA	ND	ND	NA	ND	ND - 5	ND	NA	NA	3.2 - 4.2	NA	NA
Calcium	NA	NA	NA	5800 - 441000	6230 - 57400	NA	15800 - 82400	35900	ND - 113000	NA	NA	4710 - 138000	NA	NA
Chromium	50	100	NA	10	ND	NA	ND	ND	ND	NA	NA	8.3 - 9.6	NA	NA
Copper	1000	1300	NA	2 - 9	ND	NA	ND	ND	ND	NA	NA	16.3 - 23.9	NA	NA
Lead	15	15	NA	2.1	ND	NA	ND	ND - 94	ND	NA	NA	1.0	NA	NA
Manganese	50	50 (1)	NA	17 - 129	ND - 92.7	NA	ND	40 - 134	ND - 320	NA	NA	7.1 - 521	NA	NA
Mercury	1.1	2	NA	ND	ND	NA	ND	ND	ND - 0.5	NA	NA	0.13 - 0.20	NA	NA
Nickel	100	100	NA	ND	ND	NA	ND	ND	ND - 57	NA	NA	28.8 - 31.2	NA	NA
Sodium	NA	NA	NA	ND - 103000	1420 - 70500	NA	1280 - 3860	16200	ND - 183000	NA	NA	2500 - 34200	NA	NA
Vanadium	NE	NE	NA	43	ND	NA	ND	ND	ND	NA	NA	20.4	NA	NA
Zinc	2100	5000 (1)	NA	8 - 35	ND - 350	NA	ND	6B - 50	ND - 437	NA	NA	10.6 - 125	NA	NA

Site Number Units	Site 48 ug/L	Site 63 ug/L	Site 65 ug/L	Site 69 ug/L	Site 78 ug/L	Site 82 ug/L	ABC Cleaners ug/L	Offsite Property #1 ug/L	Offsite Property #2 ug/L
Arsenic	ND	NA	NA	2.9	ND - 21.6	ND	NA	ND - 18.8	ND
Barium	16.8 - 27.6	NA	NA	13.7 - 35.8	ND	ND	NA	ND	ND
Beryllium	ND	NA	NA	1.3	ND	ND	NA	ND	ND
Cadmium	ND - 3.1	NA	NA	2.4	ND	ND	NA	ND	ND
Calcium	71600 - 80700	NA	NA	764 - 10600	ND - 296000	15200 - 58500	NA	ND - 7710	ND
Chromium	ND	NA	NA	7.2	ND - 59	ND	NA	ND - 30.0	ND
Copper	2.6 - 7.6	NA	NA	16.2	ND - 121	ND	NA	ND - 10.7	ND
Lead	ND	NA	NA	1	ND - 17.2	ND	NA	ND - 15.8	ND
Manganese	39.7 - 539	NA	NA	8.5 - 139	ND - 152	21 - 127	NA	ND - 63.8	ND - 21.3
Mercury	0.05 - 0.09	NA	NA	0.1	ND - 0.6	ND	NA	ND	ND
Nickel	ND	NA	NA	13.6	ND	ND	NA	ND	ND
Sodium	6430 - 8920	NA	NA	5170 - 41100	ND - 42200	5980 - 36000	NA	ND - 9540	ND - 6750
Vanadium	ND	NA	NA	16.6	ND	ND	NA	ND	ND
Zinc	ND	NA	NA	7.0 - 7670	ND - 58	ND - 119	NA	ND - 468	ND - 222

NOTES:

- J - Value is estimated.
- JB - Value is estimated below the CRDL, but greater than the IDL.
- NE - Not established.
- NA - Not analyzed.
- ND - Not detected.
- NCWQS - North Carolina Water Quality Standard
- MCL - Maximum Contaminant Level
- (1) - Secondary MCL

**TABLE 4
SUMMARY OF TOTAL METALS IN UPGRADIENT WELLS
SHALLOW MONITORING WELLS
MCB, CAMP LEJEUNE, NORTH CAROLINA**

Well Number	NCWQS	FEDERAL MCL	Upgradient	Upgradient	Upgradient	Upgradient	Upgradient	Upgradient	Upgradient	Upgradient	Upgradient	Upgradient	Upgradient	Upgradient
			of Site 1	of Site 2	of Site 6	of Site 7	of Site 9	of Sites 21 and 78	of Site 24	of Site 28	of Site 30	of Site 41	of Site 43	of Site 44
Units	ug/L	ug/L	1GW06	2GW09	6BP6S	7GW03	9GW4S	78GW26	24GW07	28GW04		41GW05		
			ug/L	ug/L	ug/L	ug/L	ug/L	ug/L	ug/L	ug/L		ug/L		
Arsenic	50	50	17.8 J	12.9	ND	ND	ND	ND	3.7 J	7.4 J		13.1		
Barium	2000	2000	548	328	257	428	71.3	ND	ND	576		55.7		
Beryllium	NE	4	3.2 J	3	ND	ND	ND	ND	ND	9.3 J		1.6		
Cadmium	5	5	ND	ND	ND	ND	ND	not reported	ND	3.3 J		10		
Chromium	50	100	193	75	198	124	ND	13	37	122		54.4		
Copper	1000	1300	64.8	23	35.6	36.4	ND	ND	ND	20.7 J		27		
Lead	15	15	78.8 J	27.2	64.4	30.3 J	ND	9	11.4	22.4 J		23.7		
Manganese	50	50 (1)	202	747	84.5	56.9 J	ND	ND	39	206		203		
Mercury	1.1	2	1.6 J	ND	ND	0.36	ND	ND	ND	ND		0.16		
Nickel	100	100	51.6	ND	ND	ND	ND	ND	ND	59.8		38		
Vanadium	NE	NE	214	86	209	152	ND	149	64	85.3		38.1		
Zinc	2100	5000 (1)	ND	103	36.6	86.4 J	ND	68.1	41	ND		173		

No Upgradient Well Sites

No Upgradient Well Sites

No Upgradient Well Sites

Well Number	Upgradient	Upgradient	Upgradient	Upgradient	Upgradient	Upgradient	Upgradient	Upgradient	Upgradient
	of Site 48	of Site 63	of Site 65	of Site 69	of Site 78	of Site 82	of ABC Cleaners	of Offsite Property #1	of Offsite Property #2
Units	48GW1			69GW07	9GW04	6MW3S	MW-S01		
	ug/L			ug/L	ug/L	ug/L	ug/L		
Arsenic	ND			2.9	ND	ND	ND		
Barium	29.4 J			46.5	ND	ND	35		
Beryllium	ND			1.3	ND	ND	NA		
Cadmium	2.5 J			2.4	ND	ND	NA		
Chromium	ND			15.8	ND	ND	ND		
Copper	ND			16.2	ND	ND	ND		
Lead	ND			7.8	ND	ND	3		
Manganese	70.6			13	ND	ND	10		
Mercury	ND			0.1	ND	ND	NA		
Nickel	ND			13.6	ND	ND	ND		
Vanadium	3.4 J			17.3	ND	ND	9		
Zinc	ND			36.2	ND	ND	23		

No Upgradient Well Sites

No Upgradient Well Sites

No Upgradient Well Sites

No Upgradient Well Sites

NOTES:
 J - Value is estimated.
 JB - Value is estimated below the CRDL, but greater than the IDL.
 NE - Not established.
 NA - Not analyzed.
 ND - Not detected.
 NCWQS - North Carolina Water Quality Standard
 MCL - Maximum Contaminant Level
 (1) - Secondary MCL

**TABLE 5
COMPARISON OF INORGANIC SUBSURFACE SOIL CONCENTRATIONS IN "CLEAN" AND "CONTAMINATED" WELLS
MCB, CAMP LEJEUNE, NORTH CAROLINA**

Units Well Number Soil Sample Number	Camp Lejeune Background Subsurface Soil Data mg/kg	Site 1		Site 2		Site 6		Site 7		Site 9		Site 21	
		"Clean" mg/kg	"Contaminated" mg/kg	"Clean" mg/kg	"Contaminated" mg/kg	"Clean" mg/kg	"Contaminated" mg/kg	"Clean" mg/kg	"Contaminated" mg/kg	"Clean" mg/kg	"Contaminated" mg/kg	"Clean" mg/kg	"Contaminated" mg/kg
		--	--	2GW07	2GW09	6GW18	6GW15	7GW03	7GW02	9GW5	9GW1	21GW03	21GW02
		--	--	2-GW07-01	2-GW09-02	6-GW18-0303	6-GW15-03	GW03-002	GW02-7595	9-GW5-03	9-SB35-03	21-GW03	21-GW02
Arsenic	0.03 - 0.47	NA	NA	1.7 J	ND	ND	ND	1.5	ND	ND	ND	ND	0.55 J
Barium	2 - 11	NA	NA	12.5 J	ND	ND	ND	6.6	71	ND	ND	ND	ND
Beryllium	0.03 - 0.23	NA	NA	ND	ND	ND	ND	ND	ND	ND	ND	ND	ND
Cadmium	0.17 - 1.2	NA	NA	ND	ND	ND	ND	1.3	4.5	ND	ND	ND	ND
Chromium	2 - 9	NA	NA	10.9 J	4.6	ND	1.6	5.2	6	ND	2.6 J	15.2	3.2 J
Copper	0.47 - 2	NA	NA	0.97 J	ND	ND	ND	ND	ND	ND	ND	ND	ND
Lead	1 - 12	NA	NA	8 J	4.3	3.3 J	1.2	2.5	34.4	1.6	8.3	7.1	6.9 J
Manganese	0.40 - 8	NA	NA	4.3 J	4.1	ND	1.8 B	3	11.5	ND	3.7 J	9.3	1.4 J
Mercury	0.01 - 0.11	NA	NA	0.3 J	ND	ND	ND	10.13	0.48	ND	ND	ND	ND
Nickel	0.70 - 5.0	NA	NA	ND	ND	ND	ND	3.4	11.8	ND	ND	ND	ND
Vanadium	0.75 - 13	NA	NA	13.8 J	ND	ND	2.9 B	5.5	4.5	ND	ND	15.5	4.4 J
Zinc	0.40 - 12	NA	NA	ND	ND	ND	ND	1.3	ND	ND	6.1 J	5.7	3 J

NOTES:
 Shaded area indicates inorganic which exceeded a MCL and/or NCWQS in groundwater sample.
 J - Value is estimated.
 JB - Value is estimated below the CRDL, but greater than the IDL.
 NA - No available wells to compare OR compound was not analyzed.
 ND - Not detected.
 NCWQS - North Carolina Water Quality Standard
 MCL - Maximum Contaminant Level
 (1) - Secondary MCL

TABLE 5
COMPARISON OF INORGANIC SUBSURFACE SOIL CONCENTRATIONS IN "CLEAN" AND "CONTAMINATED" WELLS
MCB, CAMP LEJEUNE, NORTH CAROLINA

Units Well Number Soil Sample Number	Site 24		Site 28		Site 30		Site 41		Site 43		Site 44	
	"Clean" mg/kg	"Contaminated" mg/kg	"Clean" mg/kg	"Contaminated" mg/kg	"Clean" mg/kg	"Contaminated" mg/kg	"Clean" mg/kg	"Contaminated" mg/kg	"Clean" mg/kg	"Contaminated" mg/kg	"Clean" mg/kg	"Contaminated" mg/kg
	24GW10	24GW02	--	--	--	--	41GW04	41-GW11	43GW01	43GW02	44GW02	44GW01
	24-GW10	24-BDA-SB09	--	--	--	--	41-GW04-DW	41-GW11-01	43-GW01-00	43-GW02-00	44-GW02-035	--
Arsenic	ND	ND	NA	NA	NA	NA	0.51	1.6	ND	ND	ND	1.7
Barium	ND	ND	NA	NA	NA	NA	9.4	22.6	ND	ND	ND	17.9
Beryllium	ND	ND	NA	NA	NA	NA	0.18	0.18	ND	ND	ND	ND
Cadmium	ND	ND	NA	NA	NA	NA	0.73	0.73	8.3	ND	ND	ND
Chromium	11.2	9.7	NA	NA	NA	NA	3.6	11.2	7.3	6.7	3.8 J	10.1
Copper	ND	ND	NA	NA	NA	NA	3.7	23.5	3.4	ND	6.2 J	25.4 J
Lead	4.6 J	52.1	NA	NA	NA	NA	4.8	110	9.8	6.1	5.2	16.7
Manganese	4.7	6.1 J	NA	NA	NA	NA	3.7	75.5	11.2	1.0	3.3	20.4
Mercury	ND	ND	NA	NA	NA	NA	0.06	0.31	ND	ND	ND	ND
Nickel	ND	ND	NA	NA	NA	NA	6.6	6.4	7.6	10	3.1	3.4
Vanadium	18.4	10	NA	NA	NA	NA	6.8	9.3	7.2	5.8	5	14.7
Zinc	ND	7.8	NA	NA	NA	NA	7.7	130	20.1	3	3.2	34.9

NOTES:
 Shaded area indicates inorganic which exceeded a MCL and/or NCWQS in groundwater sample.
 J - Value is estimated.
 JB - Value is estimated below the CRDL, but greater than the IDL.
 NA - No available wells to compare OR compound was not analyzed.
 ND - Not detected.
 NCWQS - North Carolina Water Quality Standard
 MCL - Maximum Contaminant Level
 (1) - Secondary MCL

**TABLE 5
COMPARISON OF INORGANIC SUBSURFACE SOIL CONCENTRATIONS IN "CLEAN" AND "CONTAMINATED" WELLS
MCB, CAMP LEJEUNE, NORTH CAROLINA**

Units Well Number Soil Sample Number	Site 48		Site 63		Site 65		Site 69		Site 78		Site 82	
	"Clean" mg/kg	"Contaminated" mg/kg	"Clean" mg/kg	"Contaminated" mg/kg	"Clean" mg/kg	"Contaminated" mg/kg	"Clean" mg/kg	"Contaminated" mg/kg	"Clean" mg/kg	"Contaminated" mg/kg	"Clean" mg/kg	"Contaminated" mg/kg
	48-GW01	48-GW03	63MW03	63MW02	65MW03	65MW02	69-GW11	69-GW03	78GW34	78GW24-1	6-GW28	82MW3
	48-GW1A-01	48-C3-03	63-MW03-04	63-MW02-06	65-MW03-11	65-MW02-06	69-GW11-04	69-CSA-SB23-00	78-GW34	78-B903-SB03	6-GW28-09	6-GW27D-06
Arsenic	1.3	0.77 J	ND	ND	ND	1.3	0.68	0.63	ND	ND	0.31	15.9
Barium	21.1	15	ND	ND	3.4	6.8	5.6	3	ND	ND	ND	ND
Beryllium	0.2	0.19	ND	ND	ND	ND	0.3	0.28	ND	ND	ND	ND
Cadmium	1.4	1.8 J	ND	ND	NA	NA	0.56	0.52	ND	ND	ND	ND
Chromium	18.2	18.6	7.7	ND	1.9	5.7	6.8	1.7	18.5	2.1	2.6	3
Copper	3.5	3.8	ND	ND	1.5	3.1	3.8	3.5	3.4 B	ND	ND	ND
Lead	32.3	14.3	4.2	2.6	1.7	3.7	4.3	1.1	4.5 J	2.6 J	2.7	4.3
Manganese	41	7	4.9	18.8	3.5	6.9	4	1.2	9.2	ND	ND	ND
Mercury	ND	ND	ND	ND	NA	NA	0.06	0.05	ND	ND	ND	ND
Nickel	2.2	1.9 J	ND	ND	ND	ND	3.2	3	ND	ND	ND	ND
Vanadium	28.3	20.8 J	ND	ND	4.4	3	4.4	3.6	18.7	19.2	ND	ND
Zinc	ND	ND	ND	ND	2.7	5	3.2	1.3	7.9	ND	ND	ND

NOTES:
 Shaded area indicates inorganic which exceeded a MCL and/or NCWQS in groundwater sample.
 J - Value is estimated.
 JB - Value is estimated below the CRDL, but greater than the IDL.
 NA - No available wells to compare OR compound was not analyzed.
 ND - Not detected.
 NCWQS - North Carolina Water Quality Standard
 MCL - Maximum Contaminant Level
 (1) - Secondary MCL

TABLE 5
COMPARISON OF INORGANIC SUBSURFACE SOIL CONCENTRATIONS IN "CLEAN" AND "CONTAMINATED" WELLS
MCB, CAMP LEJEUNE, NORTH CAROLINA

	ABC Cleaners		Offsite Property #1		Offsite Property #2	
	"Clean"	"Contaminated"	"Clean"	"Contaminated"	"Clean"	"Contaminated"
	mg/kg	mg/kg	mg/kg	mg/kg	mg/kg	mg/kg
Units	--	--	--	--	--	--
Well Number	--	--	--	--	--	--
Soil Sample Number	--	--	--	--	--	--
Arsenic	NA	NA	NA	NA	NA	NA
Barium	NA	NA	NA	NA	NA	NA
Beryllium	NA	NA	NA	NA	NA	NA
Cadmium	NA	NA	NA	NA	NA	NA
Chromium	NA	NA	NA	NA	NA	NA
Copper	NA	NA	NA	NA	NA	NA
Lead	NA	NA	NA	NA	NA	NA
Manganese	NA	NA	NA	NA	NA	NA
Mercury	NA	NA	NA	NA	NA	NA
Nickel	NA	NA	NA	NA	NA	NA
Vanadium	NA	NA	NA	NA	NA	NA
Zinc	NA	NA	NA	NA	NA	NA

NOTES:

Shaded area indicates inorganic which exceeded a MCL and/or NCWQS in groundwater sample.

J - Value is estimated.

JB - Value is estimated below the CRDL, but greater than the IDL.

NA - No available wells to compare OR compound was not analyzed.

ND - Not detected.

NCWQS - North Carolina Water Quality Standard

MCL - Maximum Contaminant Level

(1) - Secondary MCL

**TABLE 6
TOTAL METALS BY SITE
DEEP MONITORING WELLS
MCB, CAMP LEJEUNE, NORTH CAROLINA**

	Site 1	Site 2	Site 6	Site 7	Site 9	Site 21	Site 24	Site 28	Site 30	Site 41	Site 43	Site 44	Site 48	Site 63	Site 65	Site 69	Site 78	Site 82	ABC Cleaners	Base Supply Wells (1)
Arsenic	No Deep Wells	ND	ND	No Deep Wells	ND	No Deep Wells	No Deep Wells	No Deep Wells	No Deep Wells	2.2 - 9.6	No Deep Wells	No Deep Wells	No Deep Wells	No Deep Wells	No Deep Wells	2.2 - 3.5	2 - 118 J	ND	ND - 14	ND
Barium		1420	ND		ND					42.3 - 58.0						ND - 547	ND	4 - 36	ND	
Beryllium		ND	ND		ND					0.80 - 0.89						ND	ND	NA	NA	
Cadmium		ND	ND		ND					3.2						ND - 21	ND	NA	ND	
Chromium		16	ND		ND					8.3 - 20.7						ND - 10	ND	ND - 32	ND	
Copper		ND	ND		ND					16.3						ND	ND	ND - 41	ND - 130	
Lead		ND	ND		ND					3.1 - 6.8						ND	ND	ND - 10	ND - 16	
Manganese		ND	ND - 33.5		ND					53.7 - 114						ND - 591	ND - 21.6	ND - 45	10 - 120	
Mercury		ND	ND		ND					0.16 - 0.17						ND - 0.3	ND	NA	ND	
Nickel		ND	ND		ND					28.8						ND	ND	ND - 14	NA	
Vanadium		ND	ND		ND					20.4						ND - 24 J	ND	ND - 15	NA	
Zinc		ND	ND		ND					31.1 - 48.7						ND - 181 J	ND	58 - 390	ND - 120	

NOTES:

J - Value is estimated.

NA - Not analyzed.

ND - Not detected.

(1) - Range is based on 67 supply wells located throughout MCB, Camp Lejeune, NC.

TABLE 7
SUMMARY OF FIELD PARAMETERS IN
SHALLOW, DEEP, AND SUPPLY WELLS
MCB, CAMP LEJEUNE, NORTH CAROLINA

	Shallow Wells		Deep Wells		Supply Wells	
	Range (1)	Average Maximum	Range (2)	Average Maximum	Range (3)	Average Maximum
pH (standard units)	4.5 - 7.28	6.08	7.52 - 11.34	8.88	6.91 - 7.45	7.32
Specific Conductivity (micromhos/cm)	40 - 580	267	149 - 525	350	212 - 511	353

- (1) - Based on data from 11 sites.
- (2) - Based on data from 6 sites.
- (3) - Based on data from 9 supply wells.

Figures

Appendix A
Data Summary Tables
for Sites 2 and 78

OPERABLE UNIT NO. 1 - SITES 21, 24, 78
SHALLOW, INTERMEDIATE AND DEEP MONITORING WELLS
GROUNDWATER DATA AND FREQUENCY SUMMARY
REMEDIAL INVESTIGATION CTO - 19177
MCB CAMP LEJEUNE, NORTH CAROLINA
TAL METALS AND CYANIDE

	MINIMUM NONDETECTED UG/L	MAXIMUM NONDETECTED UG/L	MINIMUM DETECTED UG/L	MAXIMUM DETECTED UG/L	LOCATION OF MAXIMUM DETECTED	FREQUENCY OF DETECTION
ALUMINUM	NA	NA	68 J	542000 J	78-GW06-01	59 / 59
ANTIMONY	3 U	20 U	3.3 B	169 J	78-GW02-01	7 / 33
ARSENIC	2 U	10 U	2.3 J	405 J	78-GW02-01	44 / 48
BARIUM	NA	NA	17 B	1250	78-GW07-01	59 / 59
BERYLLIUM	1 U	4 U	1 B	19	24-GW02-01	52 / 59
CADMIUM	5 U	25 U	5	21	78-GW04-3-01	9 / 59
CALCIUM	NA	NA	2420 B	642000	78-GW04-1-01	59 / 59
CHROMIUM	10 U	50 U	10	858 J	78-GW06-01	46 / 59
COBALT	8 U	8 U	8 B	170	78-GW22-2-01	25 / 59
COPPER	2 U	2 U	3 B	699	78-GW39-01	58 / 59
IRON	NA	NA	32 B	523000	78-GW04-3-01	59 / 59
LEAD	1.8 U	4.9 U	2.9 B	2000 J	21-GW0B-01	50 / 59
MAGNESIUM	NA	NA	88 B	37100	24-GW03-01	59 / 59
MANGANESE	2 U	2 U	2 B	714	78-GW24-1-01	57 / 59
MERCURY	0.2 U	0.2 U	0.23 J	3.2	24-GW06-01	24 / 52
NICKEL	20 U	20 U	20 B	234	78-GW22-2-01	31 / 59
POTASSIUM	NA	NA	982 B	67300	78-GW32-3-01	59 / 59
SELENIUM	1 U	5 U	1.1 J	99.5 J	78-GW32-2-01	41 / 54
SILVER	3 U	15 U	5 J	5 J	78-GW09-3-01	1 / 59
SODIUM	NA	NA	2450 B	42500	78-GW32-3-01	59 / 59
THALLIUM	1 U	1 U	1 B	7.3 J	78-GW32-2-01	16 / 59
VANADIUM	4 U	4 U	4 J	1700	78-GW08-01	55 / 59
ZINC	6 U	6 U	6 J	967 J	78-GW22-2-01	57 / 59
CYANIDE	10 U	10 U	ND	ND	ND	0 / 54

OPERABLE UNIT NO. 1 - SITES 21, 24, 78
 SHALLOW, INTERMEDIATE AND DEEP MONITORING WELLS
 GROUNDWATER DATA AND FREQUENCY SUMMARY
 REMEDIAL INVESTIGATION CTO - 19177
 MCB CAMP LEJEUNE, NORTH CAROLINA
 TAL METALS AND CYANIDE

SAMPLE NO.	21-GW01-01	21-GW02-01	21-GW03-01	21-GW04-01	21-GW0A-01	21-GW0B-01
	UNITS	UG/L	UG/L	UG/L	UG/L	UG/L
ALUMINUM	4910 J	319000 J	4820 J	20100 J	16900 J	118000 J
ANTIMONY	7 UJ	7 U	7 U	7 U	7 R	7 U
ARSENIC	15	10	2 U	11.8	45.2 J	30.4
BARIUM	32 B	647	51 B	119 B	100 B	386
BERYLLIUM	1 B	5	1 B	1 B	1 B	6
CADMIUM	5 U	10 U	5 U	5 U	5 U	10 U
CALCIUM	63000 J	24100 J	6130 J	21700 J	23800	6250 J
CHROMIUM	10 UJ	348 J	10 UJ	33 J	21 J	192 J
COBALT	8 U	18 B	8 U	10 B	8 U	36 B
COPPER	4 B	79	7 B	28	24 B	38
IRON	9920 J	122000 J	13400 J	24900 J	38900 J	72900 J
LEAD	1.8 UJ	214 J	4.9 UJ	33 J	29	2000 J
MAGNESIUM	5070	15400	4550 B	5490	4850 B	11600
MANGANESE	64 J	179 J	134 J	193 J	59	276 J
MERCURY	0.2 R	2.4 J	0.2 R	0.2 R	0.2 U	0.2 R
NICKEL	20 U	86	20 U	20 U	20 U	60
POTASSIUM	2390 B	10500	2240 B	3800 B	2360 B	9520
SELENIUM	1 U	11 J	1 U	1 U	1 UJ	3.7 J
SILVER	3 U	3 U	3 U	3 U	3 UJ	3 U
SODIUM	15700	12600	7950	14400	12600	14400
THALLIUM	1 U	1 UJ	1 U	1 UJ	1 UJ	1 U
VANADIUM	30 B	281	11 B	42 B	48 B	243
ZINC	65 J	136 J	27 J	57 J	41 J	175 J
CYANIDE	10 U	10 U	10 U	10 U	10 U	10 U

OPERABLE UNIT NO. 1 - SITES 21, 24, 78
 SHALLOW, INTERMEDIATE AND DEEP MONITORING WELLS
 GROUNDWATER DATA AND FREQUENCY SUMMARY
 REMEDIAL INVESTIGATION CTO - 19177
 MCB CAMP LEJEUNE, NORTH CAROLINA
 TAL METALS AND CYANIDE

SAMPLE NO.	21-GW0C-01	24-GW01-01	24-GW02-01	24-GW03-01	24-GW04-01	24-GW06-01
UNITS	UG/L	UG/L	UG/L	UG/L	UG/L	UG/L
ALUMINUM	209000 J	262000	93700	50200	58900	19800
ANTIMONY	7 U	3 U	3 UJ	3 U	4.6 B	3.5 B
ARSENIC	101	10 UJ	2.3 J	4.7 J	116 J	10.1 J
BARIUM	467	380	1120	480	290	159 B
BERYLLIUM	8	3 B	19	5	2 B	9
CADMIUM	10 U	5 U	12	5 U	5 U	5
CALCIUM	35200 J	4120 B	2420 B	124000	65600	151000
CHROMIUM	291 J	296	316	110	153	78
COBALT	60	8 U	41 B	66	8 U	35 B
COPPER	84	49	52	22 B	31	15 B
IRON	106000 J	58600	395000	16300	70500	69500
LEAD	92.5 J	89	17.9	21.6	23.6	7.4
MAGNESIUM	16300	12200	7240	37100	7690	4320 B
MANGANESE	273 J	117	518	393	66	431
MERCURY	0.23 J	0.23	2.6	0.2 U	0.2 U	3.2
NICKEL	123	38 B	140	85	20 U	93
POTASSIUM	11800	12000	7550	15400	6130	3370 B
SELENIUM	4.3 B	1.3 J	1.1 J	16.2 J	4.3 J	1 UJ
SILVER	3 U	3 UJ	15 UJ	3 UJ	3 UJ	3 UJ
SODIUM	15200	6030	11600	19200	5230	7280
THALLIUM	1 U	1 U	1 U	2.4 B	1 U	1 B
VANADIUM	419	304	408	92	202	83
ZINC	487 J	118	461	650	80	489
CYANIDE	10 U					

OPERABLE UNIT NO. 1 - SITES 21, 24, 78
 SHALLOW, INTERMEDIATE AND DEEP MONITORING WELLS
 GROUNDWATER DATA AND FREQUENCY SUMMARY
 REMEDIAL INVESTIGATION CTO - 19177
 MCB CAMP LEJEUNE, NORTH CAROLINA
 TAL METALS AND CYANIDE

SAMPLE NO.	24-GW07-01	24-GW08-01	24-GW09-01	24-GW10-01	78-GW02-01	78-GW03-01	
	UNITS	UG/L	UG/L	UG/L	UG/L	UG/L	
ALUMINUM		36000	61100	12800	23300	29200 J	23900 J
ANTIMONY		3 U	3 U	3.3 B	5.7 B	169 J	38.5 J
ARSENIC		3.7 J	8 J	4.3 J	2.5 J	405 J	5.7 J
BARIUM		85 B	112 B	164 B	59 B	109 B	36 B
BERYLLIUM		1 B	2 B	1 B	1 U	12	2 B
CADMIUM		5 U	5 U	5 U	5 U	8	5 U
CALCIUM		4960 B	27000	9530	3820 B	37000	32900
CHROMIUM		37	85	19	21	18 J	10 UJ
COBALT		8 U	8 U	11 B	8 U	8 U	8 U
COPPER		19 B	24 B	11 B	13 B	20 B	8 B
IRON		13700	27500	13100	7010	427000 J	5020 J
LEAD		11.4	23.8	5.1	7.3	19.6	3.4
MAGNESIUM		2670 B	5050	7630	1760 B	3650 B	2210 B
MANGANESE		39	47	180	29	141	27
MERCURY		0.2 U	0.2 U	0.2 U	0.2 U	0.2 U	0.2 U
NICKEL		20 U	20 U	20 U	20 U	20 U	20 U
POTASSIUM		3870 B	5580	4280 B	2620 B	2770 B	1320 B
SELENIUM		2.1 J	1.9 J	2.6 J	1 UJ	19.8 J	2.4 J
SILVER		3 UJ	3 UJ	3 UJ	3 UJ	15 UJ	3 UJ
SODIUM		6520	6550	6010	6650	5120	4270 B
THALLIUM		1 U	1 U	1 U	1 U	1 UJ	1 UJ
VANADIUM		64	129	26 B	34 B	1660	50
ZINC		41	47	50	20	58 J	12 J
CYANIDE		10 U	10 U	10 U	10 U	10 U	10 U

OPERABLE UNIT NO. 1 - SITES 21, 24, 78
 SHALLOW, INTERMEDIATE AND DEEP MONITORING WELLS
 GROUNDWATER DATA AND FREQUENCY SUMMARY
 REMEDIAL INVESTIGATION CTO - 19177
 MCB CAMP LEJEUNE, NORTH CAROLINA
 TAL METALS AND CYANIDE

SAMPLE NO.	78-GW04-1-01	78-GW04-2-01	78-GW04-3-01	78-GW05-01	78-GW06-01	78-GW07-01
	UNITS	UG/L	UG/L	UG/L	UG/L	UG/L
ALUMINUM	297000 J	286	115 B	23000 J	542000 J	207000 J
ANTIMONY	7 R	7 R	7 R	7 U	7 U	7 U
ARSENIC	18.6 J	2 R	118 J	5.2 J	26 B	16.2
BARIUM	728	519	547	54 B	1200	1250
BERYLLIUM	19	1 B	1 B	2 B	9	5
CADMIUM	12	5 U	21	5 U	5 U	5 U
CALCIUM	642000	170000	105000	90200 J	7180 J	18700 J
CHROMIUM	496 J	10 U	50 U	17 J	858 J	400 J
COBALT	28 B	8 U	8 U	8 U	11 B	20 B
COPPER	87	4 B	7 B	8 B	127	53
IRON	267000 J	32 B	523000	14900 J	142000 J	96700 J
LEAD	126	2 U	2 U	13.1 J	155 J	61.5 J
MAGNESIUM	25500	88 B	3210 B	12700	24000	20000
MANGANESE	703	51	591	161 J	184 J	135 J
MERCURY	0.75	0.2 U	0.3	0.2 R	1.1 J	0.44 J
NICKEL	136	20 B	20 U	20 U	86	54
POTASSIUM	18800	21800	11300	4770 B	25600	13200
SELENIUM	9 J	1 R	1 R	6.4	5.5 B	9.1
SILVER	6 UJ	3 U	15 U	3 U	3 U	3 U
SODIUM	8870	11500	9290	23900	5090	9260
THALLIUM	1.2 J	1 U	1 U	1 UJ	1.1 B	1 UJ
VANADIUM	591	4 UJ	24 J	28 B	811	406
ZINC	373 J	7 J	79 J	32 J	223 J	158 J
CYANIDE	10 U	10 U	10 U	10 U	10 U	10 U

OPERABLE UNIT NO. 1 - SITES 21, 24, 78
 SHALLOW, INTERMEDIATE AND DEEP MONITORING WELLS
 GROUNDWATER DATA AND FREQUENCY SUMMARY
 REMEDIAL INVESTIGATION CTO - 19177
 MCB CAMP LEJEUNE, NORTH CAROLINA
 TAL METALS AND CYANIDE

SAMPLE NO.	78-GW08-01	78-GW09-2-01	78-GW09-3-01	78-GW10-01	78-GW11-01	78-GW12-01
UNITS	UG/L	UG/L	UG/L	UG/L	UG/L	UG/L
ALUMINUM	483000 J	68 J	2710 J	404000 J	332000	108000 J
ANTIMONY	7 U	7 R	7 R	7 R	7 R	7 R
ARSENIC	60.5	2 R	2 R	43 J	10 R	9.6 J
BARIUM	740	27 B	41 B	582	631	155 B
BERYLLIUM	9	1 U	1 B	8	5	2 B
CADMIUM	25 U	5 U	5 U	10 U	25 U	10 U
CALCIUM	28200 J	114000	99100	54400	9130	31200
CHROMIUM	491 J	10 UJ	10 UJ	362 J	412	114 J
COBALT	29 B	8 U	8 U	31 B	8 U	8 U
COPPER	86	4 B	4 B	91	84	30
IRON	138000 J	955 J	99 J	157000 J	120000	26400 J
LEAD	131 J	2 U	2 U	257	195	35.5
MAGNESIUM	18500	2550 B	249 B	17400	15400	7220
MANGANESE	213 J	19	2 U	326	174	47
MERCURY	1.3 J	0.2 U	0.2 U	1.5	0.75	0.2 U
NICKEL	89	20 U	20 U	108	79	20 U
POTASSIUM	14700	1220 B	7820	15800	13000	6090
SELENIUM	25.3	1 UJ	1 UJ	18 J	12 J	3.6 J
SILVER	3 U	3 UJ	5 J	3 UJ	3 U	3 UJ
SODIUM	4710 B	5820	7280	3340 B	3490 B	5420
THALLIUM	1.3 J	1 UJ	1 UJ	1 UJ	1 U	1 UJ
VANADIUM	1700	4 U	9 B	499	526	145
ZINC	200 J	11 J	181 J	217 J	120 J	64 J
CYANIDE	10 U	10 U	10 U	10 U	10 U	10 U

OPERABLE UNIT NO. 1 - SITES 21, 24, 78
 SHALLOW, INTERMEDIATE AND DEEP MONITORING WELLS
 GROUNDWATER DATA AND FREQUENCY SUMMARY
 REMEDIAL INVESTIGATION CTO - 19177
 MCB CAMP LEJEUNE, NORTH CAROLINA
 TAL METALS AND CYANIDE

SAMPLE NO.	78-GW13-01	78-GW14-01	78-GW15-01	78-GW16-01	78-GW17-1-01	78-GW17-2-01
UNITS	UG/L	UG/L	UG/L	UG/L	UG/L	UG/L
ALUMINUM	61800 J	103000 J	205000 J	341000 J	168000 J	541 J
ANTIMONY	7 U	7 R	7 R	7 R	7 R	7 R
ARSENIC	38.3	18.4 J	4 R	19 J	11.6 J	2 R
BARIUM	236	321	469	511	261	57 B
BERYLLIUM	3 B	1 B	4 B	6	4 B	1 B
CADMIUM	5 U	10 U	5 U	5 U	10 U	5 U
CALCIUM	4040 J	5300	29100	62700	86900	144000
CHROMIUM	222 J	113 J	215 J	353 J	200 J	10 UJ
COBALT	20 B	8 U	9 B	13 B	9 B	8 U
COPPER	18 B	33	49	80	40	5 B
IRON	61800 J	49600 J	43300 J	80900 J	48700 J	2120 J
LEAD	26.4 J	63	53	224	81	5.9
MAGNESIUM	11800	10600	13400	10800	9940	2570 B
MANGANESE	57 J	68	115	150	96	33
MERCURY	0.3 J	0.38	0.2 U	0.38	0.2 U	0.2 U
NICKEL	40	34 B	29 B	61	30 B	20 U
POTASSIUM	8210	6460	12000	14000	11600	1630 B
SELENIUM	4.7 B	12.4 J	2.1 J	14.5 J	5 UJ	1 UJ
SILVER	3 U	3 UJ	3 UJ	3 UJ	3 UJ	3 UJ
SODIUM	15000	15400	6410	4120 B	3180 B	9480
THALLIUM	1 U	1 UJ	1 J	1.4 J	1 J	1 UJ
VANADIUM	158	122	248	371	289	4 U
ZINC	96 J	51 J	116 J	157 J	98 J	6 UJ
CYANIDE	10 U	10 U	10 U	10 U	10 U	10 U

OPERABLE UNIT NO. 1 - SITES 21, 24, 78
 SHALLOW, INTERMEDIATE AND DEEP MONITORING WELLS
 GROUNDWATER DATA AND FREQUENCY SUMMARY
 REMEDIAL INVESTIGATION CTO - 19177
 MCB CAMP LEJEUNE, NORTH CAROLINA
 TAL METALS AND CYANIDE

SAMPLE NO.	78-GW19-01	78-GW20-01	78-GW21-01	78-GW22-01	78-GW22-1-01	78-GW22-2-01
UNITS	UG/L	UG/L	UG/L	UG/L	UG/L	UG/L
ALUMINUM	4110 J	149000 J	23800 J	78900 J	257000	190000 J
ANTIMONY	7 R	7 U	7 U	14 J	7 R	7 UJ
ARSENIC	3.1 J	30.3	6.3 J	10 J	59.5 J	75.6
BARIUM	101 B	430	382	107 B	411	471
BERYLLIUM	1 B	4 B	2 B	1 B	4 B	12
CADMIUM	5 U	5 U	5 U	10 U	25 U	6
CALCIUM	3700 B	5450 J	32900 J	90100	44500	118000 J
CHROMIUM	10 UJ	231 J	22 J	83 J	238	389 J
COBALT	8 U	35 B	10 B	8 U	8 U	170
COPPER	3 B	61	11 B	34	54	92
IRON	8500 J	101000 J	26400 J	27600 J	62300	140000 J
LEAD	8.3	119 J	19.1 J	37.2	272	360 J
MAGNESIUM	5740	13100	9110	5500	12000	13000
MANGANESE	26	93 J	85 J	70	158	348 J
MERCURY	0.2 U	0.37 J	0.2 R	0.3	0.45	0.2 R
NICKEL	20 U	75	20 U	21 B	99	234
POTASSIUM	2130 B	9100	4100 B	6180	12000	10200
SELENIUM	1 UJ	4.2 B	1.1 B	4.2 J	7.5 J	45
SILVER	3 UJ	3 U	3 U	3 UJ	3 U	3 U
SODIUM	24000	11900	9480	12100	9910	8230
THALLIUM	1 UJ	1.8 B	1 U	1.7 J	1 U	3 B
VANADIUM	9 B	236	86	114	269	547
ZINC	6 J	250 J	108 J	50 J	150 J	967 J
CYANIDE	10 U	10 U	10 U	10 U	10 U	10 U

OPERABLE UNIT NO. 1 - SITES 21, 24, 78
 SHALLOW, INTERMEDIATE AND DEEP MONITORING WELLS
 GROUNDWATER DATA AND FREQUENCY SUMMARY
 REMEDIAL INVESTIGATION CTO - 19177
 MCB CAMP LEJEUNE, NORTH CAROLINA
 TAL METALS AND CYANIDE

SAMPLE NO.	78-GW23-01	78-GW24-1-01	78-GW24-2-01	78-GW24-3-01	78-GW25-01	78-GW29-01
UNITS	UG/L	UG/L	UG/L	UG/L	UG/L	UG/L
ALUMINUM	111000 J	160000	1340	304	101000 J	78800 J
ANTIMONY	7 R	7 R	7 R	7 R	7 R	7 R
ARSENIC	7.6 J	100 J	2 R	2 R	11.4 J	19 J
BARIUM	230	396	34 B	17 B	119 B	1070
BERYLLIUM	2 B	7	1 B	1 U	2 B	12
CADMIUM	5 U	5 U	5	5	5 U	5 U
CALCIUM	10800	34400	107000	73400	37800	41600
CHROMIUM	101 J	264	10	10 U	82 J	252 J
COBALT	8 B	39 B	8 U	8 U	8 U	17 B
COPPER	25	71	6 B	5 B	26	34
IRON	30800 J	159000	2320	2370	26300 J	125000 J
LEAD	50	152	3.3	2.9 B	30.5	25.5
MAGNESIUM	7110	11600	1740 B	1500 B	4500 B	21900
MANGANESE	87	714	21	41	33	341
MERCURY	0.3	0.75	0.2 U	0.2 U	0.2 U	0.2 U
NICKEL	42	91	20 U	20 U	20 U	125
POTASSIUM	5450	9090	1050 B	982 B	4950 B	11600
SELENIUM	4.4 J	17.6 J	1 R	1 R	1.6 J	2.5 J
SILVER	3 UJ	3 U	3 U	3 U	3 UJ	3 UJ
SODIUM	7450	10800	8350	7050	16400	21200
THALLIUM	1.7 J	1.5 B	1 U	1 U	1.3 J	1 UJ
VANADIUM	108	436	4 J	4 UJ	144	183
ZINC	67 J	291 J	11 J	16 J	34 J	330 J
CYANIDE	10 U	10 U	10 U	10 U	10 U	10 U

OPERABLE UNIT NO. 1 - SITES 21, 24, 78
 SHALLOW, INTERMEDIATE AND DEEP MONITORING WELLS
 GROUNDWATER DATA AND FREQUENCY SUMMARY
 REMEDIAL INVESTIGATION CTO - 19177
 MCB CAMP LEJEUNE, NORTH CAROLINA
 TAL METALS AND CYANIDE

SAMPLE NO.	78-GW31-2-01	78-GW31-3-01	78-GW32-2-01	78-GW32-3-01	78-GW33-01	78-GW34-01
UNITS	UG/L	UG/L	UG/L	UG/L	UG/L	UG/L
ALUMINUM	110 B	1200	112000 J	539 J	78200	6870
ANTIMONY	7 R	7 R	7 R	7 R	3 U	3 U
ARSENIC	2 R	2 R	21.6 J	2 R	5.6 J	4.4 J
BARIUM	17 B	415	476	42 B	162 B	173 B
BERYLLIUM	1 B	1 B	10	1 B	1 B	1 U
CADMIUM	5 U	5 U	10	5 U	5 U	5 U
CALCIUM	77600	308000	94600	5440	64800	10400
CHROMIUM	10 U	21	215 J	10 UJ	65	10 U
COBALT	8 U	8 U	84	8 U	8 U	8 U
COPPER	3 B	5 B	87	2 U	20 B	11 B
IRON	280	72 B	98500 J	112 J	14900	7250
LEAD	2 U	2 U	146	2 U	18.1	5.5
MAGNESIUM	2200 B	151 B	13700	319 B	7290	2880 B
MANGANESE	8 B	2 B	328	2 U	86	96
MERCURY	0.3	0.2 U	0.3	0.2 U	0.2 U	0.2 U
NICKEL	20 U	20 U	166	20 U	20 B	20 U
POTASSIUM	1640 B	61600	8460	67300	6900	2620 B
SELENIUM	1 R	1.7 J	99.5 J	1 UJ	12.8 J	1 UJ
SILVER	3 U	3 U	3 UJ	3 UJ	3 UJ	3 UJ
SODIUM	10400	26100	7510	42500	7030	4070 B
THALLIUM	1 U	1 UJ	7.3 J	1.3 J	1 U	1 U
VANADIUM	4 J	10 J	462	5 B	74	15 B
ZINC	23 J	10 J	826 J	6 UJ	37	59
CYANIDE	10 U	10 U	10 U	10 U	10 U	10 U

OPERABLE UNIT NO. 1 - SITES 21, 24, 78
 SHALLOW, INTERMEDIATE AND DEEP MONITORING WELLS
 GROUNDWATER DATA AND FREQUENCY SUMMARY
 REMEDIAL INVESTIGATION CTO - 19177
 MCB CAMP LEJEUNE, NORTH CAROLINA
 TAL METALS AND CYANIDE

SAMPLE NO.	78-GW35-01	78-GW36-01	78-GW37-01	78-GW38-01	78-GW39-01
UNITS	UG/L	UG/L	UG/L	UG/L	UG/L
ALUMINUM	47100	120000	73500	102000	60000
ANTIMONY	3 U	20 U	3 U	20 U	20 U
ARSENIC	2 UJ	3.1 J	4 J	33.6 J	4 UJ
BARIUM	261	152 B	123 B	420	256
BERYLLIUM	1 B	2 U	2 B	4 U	1 U
CADMIUM	5 U	5 U	5 U	25 U	5 U
CALCIUM	7480	35400	10100	62200	16800
CHROMIUM	55	111	65	201	60
COBALT	8 U	8 U	8 U	8 U	10 B
COPPER	15 B	29	22 B	110	699
IRON	11800	21200	18800	67500	28800
LEAD	13.2	30.2	21.8	41.2	186
MAGNESIUM	5680	5740	4600 B	17500	14300
MANGANESE	57	62	62	106	84
MERCURY	0.2 U	0.3	0.2 U	0.2 U	0.52
NICKEL	20 U	24 B	20 U	32 B	32 B
POTASSIUM	6150	5820	5990	8180	3840 B
SELENIUM	3.5 J	1.7 J	1.1 J	1.3 J	4.3 J
SILVER	3 UJ	3 UJ	3 UJ	3 UJ	3 UJ
SODIUM	10300	2450 B	7270	10300	19500
THALLIUM	1 U	1 U	1 U	1 U	1 U
VANADIUM	59	98	106	235	67
ZINC	30	57	58	134	138
CYANIDE	10 U	10 U	10 U	10 U	10 U

OPERABLE UNIT NO. 5 - SITE 2
 SHALLOW AND DEEP MONITORING WELLS
 GROUNDWATER STATISTICAL SUMMARY
 REMEDIAL INVESTIGATION CTO - 19174
 MCB CAMP LEJEUNE, NORTH CAROLINA
 TAL METALS AND CYANIDE

SAMPLE NO.	2-GW01-01	2-GW02-01	2-GW03-01	2-GW03DW-01	2-GW04-01	2-GW05-01
	UNITS	UG/L	UG/L	UG/L	UG/L	UG/L
ALUMINUM	36000		5200	269	16800	4050
ANTIMONY	10 U		10 U	3.5 U	10 U	10 U
ARSENIC	21.2		2.5 B	1 UJ	23.6	2.2 B
BARIUM	52 B		46 B	1420	95 B	100 B
BERYLLIUM	1 B		0.5 U	0.5 U	2 B	0.5 U
CADMIUM	7		2.5 U	2.5 U	2.5 U	2.5 U
CALCIUM	23700		8460	450000	11100	21000
CHROMIUM	18		11	16	5 U	5 U
COBALT	10 B		4 U	4 U	4 U	4 U
COPPER	10 B		4 B	8 B	5 B	3 B
IRON	10300		7190	127	28100	12700
LEAD	15.5 L		3.5 J	1.1 UJ	2.7 J	0.5 UJ
MAGNESIUM	5660		1600 B	75 B	1920 B	4800 B
MANGANESE	55		21	2 U	21	46
MERCURY	0.1 U		0.1 U	0.1 U	0.1 U	0.1 U
NICKEL	10 U		10 U	10 U	10 U	10 U
POTASSIUM	2560 B		1030 B	187000	1210 B	2130 B
SELENIUM	4.2 B		0.5 U	0.5 U	0.5 U	0.5 U
SILVER	1.5 U		1.5 U	1.5 U	1.5 U	1.5 U
SODIUM	4040 B		5490	103000	5560	10100
THALLIUM	0.5 U		0.5 U	0.5 UJ	0.5 U	0.5 U
VANADIUM	72		10 B	2 U	89	9 B
ZINC	146		13 B	9 B	16 B	6 B
CYANIDE	5 U		5 U	5 U	5 U	5 U

OPERABLE UNIT NO. 5 - SITE 2
 SHALLOW AND DEEP MONITORING WELLS
 GROUNDWATER STATISTICAL SUMMARY
 REMEDIAL INVESTIGATION CTO - 19174
 MCB CAMP LEJEUNE, NORTH CAROLINA
 TAL METALS AND CYANIDE

SAMPLE NO.	2-GW06-01	2-GW07-01	2-GW08-01	2-GW09-01
UNITS	UG/L	UG/L	UG/L	UG/L
ALUMINUM	13600	8550	6380	56300
ANTIMONY	10 U	10 U	3.5 UJ	10 U
ARSENIC	5.4 B	5.7 B	9.2 B	12.9
BARIUM	173 B	98 B	98 B	328
BERYLLIUM	0.5 U	0.5 U	0.5 U	3 B
CADMIUM	2.5 U	2.5 U	2.5 U	2.5 U
CALCIUM	7940	9350	5710	22100
CHROMIUM	15	15	5 U	75
COBALT	12 B	4 U	4 U	10 B
COPPER	5 B	7 B	6 B	25
IRON	11700	12500	9150	42000
LEAD	6.7 J	8.3 J	1.8 UJ	27.2 J
MAGNESIUM	4120 B	3620 B	2020 B	9980
MANGANESE	79	77	53	290
MERCURY	0.1 U	0.1 U	0.1 U	0.1 U
NICKEL	10 U	10 U	10 U	25 B
POTASSIUM	2570 B	1940 B	1550 B	6610
SELENIUM	0.5 U	0.5 U	0.5 U	0.5 U
SILVER	1.5 U	1.5 U	1.5 U	1.5 U
SODIUM	21900	8180	11800	18300
THALLIUM	0.5 U	0.5 U	0.5 U	0.5 U
VANADIUM	15 B	18 B	12 B	86
ZINC	26	22	27	103
CYANIDE	5 U	5 U	5 U	5 U

OPERABLE UNIT NO. 5 - SITE 2
 SHALLOW AND DEEP MONITORING WELLS
 GROUNDWATER STATISTICAL SUMMARY
 REMEDIAL INVESTIGATION CTO - 19174
 MCB CAMP LEJEUNE, NORTH CAROLINA
 DISSOLVED METALS

SAMPLE NO.	2-GW01D-01	2-GW02D-01	2-GW03D-01	2-GW03DWD-01	2-GW04D-01	2-GW05D-01
UNITS	UG/L		UG/L	UG/L	UG/L	UG/L
ALUMINUM	1930		66 B	89 B	60 B	1990
ANTIMONY	10 U		10 U	3.5 UJ	10 U	10 U
ARSENIC	2.2 B		1 U	1 UJ	6.1 B	1 U
BARIUM	42 B		25 B	1400	64 B	98 B
BERYLLIUM	1 B		0.5 U	0.5 U	0.5 U	1 B
CADMIUM	2.5 U		2.5 U	2.5 U	2.5 U	2.5 U
CALCIUM	24400		7100	441000	11300	21800
CHROMIUM	5 U		5 U	11	5 U	5 U
COBALT	4 U		4 U	4 U	4 U	4 U
COPPER	4 B		2 B	6 B	9 B	4 B
IRON	2560		2170	10 U	2720	7400
LEAD	2.1 J		0.5 UJ	0.5 UJ	0.5 UJ	0.5 UJ
MAGNESIUM	5220		1030 B	26 B	1840 B	4900 B
MANGANESE	51		4.5 U	1 U	17	46
MERCURY	0.1 U		0.1 U	0.1 U	0.1 U	0.1 U
NICKEL	10 U		10 U	10 U	10 U	10 U
POTASSIUM	2140 B		589 B	188000	1130 B	2170 B
SELENIUM	0.5 U		0.5 U	0.5 U	0.5 U	0.5 U
SILVER	1.5 U		1.5 U	1.5 U	1.5 U	1.5 U
SODIUM	3590 B		5400	103000	5710	9970
THALLIUM	0.5 U		0.5 U	0.5 U	0.5 U	0.5 U
VANADIUM	2 U		2 U	2 U	2 U	2 U
ZINC	28		3 U	3 U	8 B	9 B
CYANIDE						

OPERABLE \ NO. 5 - SITE 2
 SHALLOW AND DEEP MONITORING WELLS
 GROUNDWATER STATISTICAL SUMMARY
 REMEDIAL INVESTIGATION CTO - 19174
 MCB CAMP LEJEUNE, NORTH CAROLINA
 DISSOLVED METALS

SAMPLE NO.	2-GW06D-01	2-GW07D-01	2-GW08D-01	2-GW09D-01
UNITS	UG/L	UG/L	UG/L	UG/L
ALUMINUM	149 B	43 B	95 B	1230
ANTIMONY	10 U	10 U	3.5 U	10 U
ARSENIC	2.9 B	1 U	7.1 B	1 U
BARIUM	126 B	49 B	62 B	149 B
BERYLLIUM	0.5 U	0.5 U	0.5 U	1 B
CADMIUM	2.5 U	2.5 U	2.5 U	2.5 U
CALCIUM	8080	9590	5800	20800
CHROMIUM	5 U	5 U	5 U	10
COBALT	10 B	8 B	4 U	14 B
COPPER	2 B	5 B	4 B	5 B
IRON	7070	4660	6180	7040
LEAD	0.5 UJ	0.5 UJ	0.5 UJ	0.5 UJ
MAGNESIUM	3610 B	3060 B	1730 B	6890
MANGANESE	65	48	40	129
MERCURY	0.1 U	0.1 U	0.1 U	0.1 U
NICKEL	10 U	10 U	10 U	10 U
POTASSIUM	1970 B	1490 B	1150 B	2790
SELENIUM	0.5 U	0.5 U	0.5 U	0.5 U
SILVER	1.5 U	1.5 U	1.5 U	1.5 U
SODIUM	22600	8720	12100	17200
THALLIUM	0.5 U	0.5 U	0.5 U	0.5 U
VANADIUM	2 U	2 U	2 U	2 U
ZINC	12 B	13 B	19 B	35
CYANIDE				

APPENDIX H
DATA AND FREQUENCY SUMMARIES

APPENDIX H.1
SURFACE SOIL ORGANICS

FREQUENCY OF DETECTION SUMMARY
 OPERABLE UNIT No. 11
 SITE 80 - SURFACE SOIL
 REMEDIAL INVESTIGATION CTO-0274
 MCB CAMP LEJEUNE, NORTH CAROLINA
 TCL ORGANICS

Client Sample ID:	80-DA-SB01-00	80-DA-SB02-00	80-LA-SB01-00	80-LA-SB02-00	80-LA-SB03-00	80-LA-SB04-00
Laboratory Sample ID:	Q41118111	Q41118110	AC7800	AC6661	AC6679	AC6885
Date Sampled:	11/03/94	11/03/94	11/05/94	11/01/94	11/01/94	11/02/94

	UNITS						
<u>VOLATILES</u>							
Chloromethane	UG/KG	12 U	11 UJ	12 U	13 U	12 U	12 U
Bromomethane	UG/KG	12 U	11 UJ	12 U	13 U	12 U	12 UJ
Vinyl chloride	UG/KG	12 U	11 UJ	12 U	13 UJ	12 UJ	12 UJ
Chloroethane	UG/KG	12 U	11 U	12 U	13 U	12 U	12 U
Methylene chloride	UG/KG	33 U	11 U	12 U	13 U	12 U	12 U
Acetone	UG/KG	12 U	11 U	22 U	13 U	63 U	12 U
Carbon Disulfide	UG/KG	12 U	11 U	12 U	13 U	12 U	12 U
1,1-Dichloroethene	UG/KG	12 U	11 U	12 U	13 U	12 U	12 U
1,1-Dichloroethane	UG/KG	12 U	11 U	12 U	13 U	12 U	12 U
1,2-Dichloroethene(total)	UG/KG	12 U	11 U	12 U	13 U	12 U	12 U
Chloroform	UG/KG	12 U	11 U	12 U	13 U	12 U	12 U
1,2-Dichloroethane	UG/KG	12 U	11 U	12 U	13 U	12 U	12 U
2-Butanone	UG/KG	12 U	11 U	17 U	18 U	22 U	14 U
1,1,1-Trichloroethane	UG/KG	12 U	11 U	12 U	13 U	12 U	12 U
Carbon tetrachloride	UG/KG	12 U	11 U	12 U	13 U	12 U	12 U
Bromodichloromethane	UG/KG	12 U	11 U	12 U	13 U	12 U	12 U
1,2-Dichloropropane	UG/KG	12 U	11 U	12 U	13 U	12 U	12 U
cis-1,3-Dichloropropene	UG/KG	12 U	11 U	12 U	13 U	12 U	12 U
Trichloroethene	UG/KG	12 U	11 U	12 U	13 U	12 U	12 U
Dibromochloromethane	UG/KG	12 U	11 U	12 U	13 U	12 U	12 U
1,1,2-Trichloroethane	UG/KG	12 UJ	11 U	12 U	13 U	12 U	12 U
Benzene	UG/KG	12 U	11 U	12 U	13 U	12 U	12 U
trans-1,3-Dichloropropene	UG/KG	12 U	11 U	12 U	13 U	12 U	12 U
Bromoform	UG/KG	12 UJ	11 U	12 U	13 U	12 U	12 U
4-Methyl-2-pentanone	UG/KG	12 UJ	11 U	12 U	13 U	12 U	12 U
2-Hexanone	UG/KG	12 UJ	11 U	12 U	13 U	12 U	12 U
Tetrachloroethene	UG/KG	12 U	11 U	12 U	13 U	12 U	12 U
1,1,2,2-Tetrachloroethane	UG/KG	12 UJ	11 U	12 U	13 U	12 U	12 U
Toluene	UG/KG	12 U	11 U	12 U	13 U	12 U	12 U
Chlorobenzene	UG/KG	12 U	11 U	12 U	13 U	12 U	12 U
Ethylbenzene	UG/KG	12 U	11 U	12 U	13 U	12 U	12 U
Styrene	UG/KG	12 U	11 U	12 U	13 U	12 U	12 U
Xylenes (total)	UG/KG	12 U	11 U	12 U	13 U	12 U	12 U

FREQUENCY OF DETECTION SUMMARY
 OPERABLE UNIT No. 11
 SITE 80 - SURFACE SOIL
 REMEDIAL INVESTIGATION CTO-0274
 MCB CAMP LEJEUNE, NORTH CAROLINA
 TCL ORGANICS

Client Sample ID:	80-DA-SB01-00	80-DA-SB02-00	80-LA-SB01-00	80-LA-SB02-00	80-LA-SB03-00	80-LA-SB04-00
Laboratory Sample ID:	Q41118111	Q41118110	AC7800	AC6661	AC6679	AC6885
Date Sampled:	11/03/94	11/03/94	11/05/94	11/01/94	11/01/94	11/02/94

	UNITS						
SEMIVOLATILES							
Phenol	UG/KG	410 U	360 U	380 U	4200 U	3700 U	370 U
bis(2-Chloroethyl) ether	UG/KG	410 U	360 U	380 U	4200 U	3700 U	370 U
2-Chlorophenol	UG/KG	410 U	360 U	380 U	4200 U	3700 U	370 U
1,3-Dichlorobenzene	UG/KG	410 U	360 U	380 U	4200 U	3700 U	370 U
1,4-Dichlorobenzene	UG/KG	410 U	360 U	380 U	4200 U	3700 U	370 U
1,2-Dichlorobenzene	UG/KG	410 U	360 U	380 U	4200 U	3700 U	370 U
2-Methylphenol	UG/KG	410 U	360 U	380 U	4200 U	3700 U	370 U
2,2'-oxybis-(1-chloropropane)	UG/KG	410 U	360 U	380 U	4200 U	3700 U	370 U
4-Methylphenol	UG/KG	410 U	360 U	380 U	4200 U	3700 U	370 U
N-Nitroso-di-n-propylamine	UG/KG	410 U	360 U	380 U	4200 U	3700 U	370 U
Hexachloroethane	UG/KG	410 U	360 U	380 U	4200 U	3700 U	370 U
Nitrobenzene	UG/KG	410 U	360 U	380 U	4200 U	3700 U	370 U
Isophorone	UG/KG	410 U	360 U	380 U	4200 U	3700 U	370 U
2-Nitrophenol	UG/KG	410 U	360 U	380 U	4200 U	3700 U	370 U
2,4-Dimethylphenol	UG/KG	410 U	360 U	380 U	4200 U	3700 U	370 U
bis(2-Chloroethoxy) methane	UG/KG	410 U	360 U	380 U	4200 U	3700 U	370 U
2,4-Dichlorophenol	UG/KG	410 U	360 U	380 U	4200 U	3700 U	370 U
1,2,4-Trichlorobenzene	UG/KG	410 U	360 U	380 U	4200 U	3700 U	370 U
Naphthalene	UG/KG	410 U	360 U	380 U	4200 U	3700 U	370 U
4-Chloroaniline	UG/KG	410 U	360 U	380 U	4200 U	3700 U	370 U
Hexachlorobutadiene	UG/KG	410 U	360 U	380 U	4200 U	3700 U	370 U
4-Chloro-3-methylphenol	UG/KG	410 U	360 U	380 U	4200 U	3700 U	370 U
2-Methylnaphthalene	UG/KG	410 U	360 U	380 U	4200 U	3700 U	370 U
Hexachlorocyclopentadiene	UG/KG	410 U	360 U	380 U	4200 U	3700 U	370 U
2,4,6-Trichlorophenol	UG/KG	410 U	360 U	380 U	4200 U	3700 U	370 U
2,4,5-Trichlorophenol	UG/KG	990 U	870 U	930 U	10000 U	9100 U	900 U
2-Chloronaphthalene	UG/KG	410 U	360 U	380 U	4200 U	3700 U	370 U
2-Nitroaniline	UG/KG	990 U	870 U	930 U	10000 U	9100 U	900 U
Dimethyl phthalate	UG/KG	410 U	360 U	380 U	4200 U	3700 U	370 U
Acenaphthylene	UG/KG	410 U	360 U	380 U	4200 U	3700 U	370 U
2,6-Dinitrotoluene	UG/KG	410 U	360 U	380 U	4200 U	3700 U	370 U
3-Nitroaniline	UG/KG	990 U	870 U	930 U	10000 U	9100 U	900 U
Acenaphthene	UG/KG	410 U	360 U	380 U	4200 U	3700 U	370 U

FREQUENCY OF DETECTION SUMMARY
 OPERABLE UNIT No. 11
 SITE 80 - SURFACE SOIL
 REMEDIAL INVESTIGATION CTO-0274
 MCB CAMP LEJEUNE, NORTH CAROLINA
 TCL ORGANICS

Client Sample ID:	80-DA-SB01-00	80-DA-SB02-00	80-LA-SB01-00	80-LA-SB02-00	80-LA-SB03-00	80-LA-SB04-00
Laboratory Sample ID:	Q41118111	Q41118110	AC7800	AC6661	AC6679	AC6885
Date Sampled:	11/03/94	11/03/94	11/05/94	11/01/94	11/01/94	11/02/94

UNITS

SEMIVOLATILES Cont.

	80-DA-SB01-00	80-DA-SB02-00	80-LA-SB01-00	80-LA-SB02-00	80-LA-SB03-00	80-LA-SB04-00	
2,4-Dinitrophenol	UG/KG	990 UJ	870 UJ	930 U	10000 U	9100 U	900 U
4-Nitrophenol	UG/KG	990 U	870 U	930 U	10000 U	9100 U	900 UJ
Dibenzofuran	UG/KG	410 U	360 U	380 U	4200 U	3700 U	370 U
2,4-Dinitrotoluene	UG/KG	410 U	360 U	380 U	4200 U	3700 U	370 U
Diethylphthalate	UG/KG	410 U	360 U	380 U	4200 U	3700 U	370 U
4-Chlorophenyl phenyl ether	UG/KG	410 U	360 U	380 U	4200 U	3700 U	370 U
Fluorene	UG/KG	410 U	360 U	380 U	4200 U	3700 U	370 U
4-Nitroaniline	UG/KG	990 U	870 U	930 U	10000 U	9100 U	900 U
4,6-Dinitro-2-methylphenol	UG/KG	990 U	870 U	930 U	10000 U	9100 U	900 U
N-nitrosodiphenylamine	UG/KG	410 U	360 U	380 U	4200 U	3700 U	370 U
4-Bromophenyl-phenylether	UG/KG	410 U	360 U	380 U	4200 U	3700 U	370 U
Hexachlorobenzene	UG/KG	410 U	360 U	380 U	4200 U	3700 U	370 U
Pentachlorophenol	UG/KG	990 UJ	870 UJ	930 U	10000 U	9100 U	900 UJ
Phenanthrene	UG/KG	410 U	360 U	380 U	4200 U	3700 U	370 U
Anthracene	UG/KG	410 U	360 U	380 U	4200 U	3700 U	370 U
Carbazole	UG/KG	410 U	360 U	380 U	4200 U	3700 U	370 U
di-n-Butylphthalate	UG/KG	150 J	60 J	380 U	4200 U	3700 U	370 U
Fluoranthene	UG/KG	410 U	360 U	380 U	4200 U	3700 U	370 U
Pyrene	UG/KG	410 U	360 U	380 U	4200 U	3700 U	370 U
Butyl benzyl phthalate	UG/KG	410 U	360 U	380 U	4200 U	3700 U	370 U
3,3'-Dichlorobenzidine	UG/KG	410 U	360 U	380 U	4200 U	3700 U	370 U
Benzo[a]anthracene	UG/KG	410 U	360 U	380 U	4200 U	3700 U	370 U
Chrysene	UG/KG	410 U	360 U	380 U	4200 U	3700 U	370 U
bis(2-Ethylhexyl)phthalate	UG/KG	410 U	360 U	66 J	4200 U	3700 U	370 U
di-n-Octylphthalate	UG/KG	410 U	360 U	380 U	4200 U	3700 U	370 U
Benzo[b]fluoranthene	UG/KG	410 U	360 U	380 U	4200 U	3700 U	370 U
Benzo[k]fluoranthene	UG/KG	410 U	360 U	380 U	4200 U	3700 U	370 UJ
Benzo[a]pyrene	UG/KG	410 U	360 U	380 U	4200 U	3700 U	370 U
Indeno[1,2,3-cd]pyrene	UG/KG	410 U	360 U	380 U	4200 U	3700 U	370 U
Dibenz[a,h]anthracene	UG/KG	410 U	360 U	380 U	4200 U	3700 U	370 U
Benzo[g,h,i]perylene	UG/KG	410 U	360 U	180 J	4200 U	3700 U	370 U

FREQUENCY OF DETECTION SUMMARY
 OPERABLE UNIT No. 11
 SITE 80 - SURFACE SOIL
 REMEDIAL INVESTIGATION CTO-0274
 MCB CAMP LEJEUNE, NORTH CAROLINA
 TCL ORGANICS

Client Sample ID:	80-DA-SB01-00	80-DA-SB02-00	80-LA-SB01-00	80-LA-SB02-00	80-LA-SB03-00	80-LA-SB04-00
Laboratory Sample ID:	Q41118111	Q41118110	AC7800	AC6661	AC6679	AC6885
Date Sampled:	11/03/94	11/03/94	11/05/94	11/01/94	11/01/94	11/02/94

	UNITS						
<u>PESTICIDES/PCBs</u>							
alpha-BHC	UG/KG	2.1 U	1.8 UJ	2 U	11 U	9.8 U	3.9 U
beta-BHC	UG/KG	2.1 U	1.8 UJ	2 U	11 U	9.8 U	3.9 UJ
delta-BHC	UG/KG	2.1 U	1.8 UJ	2 U	11 U	9.8 U	3.9 U
Lindane (gamma-BHC)	UG/KG	2.1 U	1.8 UJ	2 U	11 U	9.8 U	3.9 U
Heptachlor	UG/KG	2.1 U	1.8 UJ	2 U	11 U	9.8 U	3.9 U
Aldrin	UG/KG	2.1 U	1.8 UJ	18	11 U	9.8 U	11
Heptachlor epoxide	UG/KG	2.1 U	1.8 UJ	2 U	11 U	9.8 U	3.9 U
Endosulfan I	UG/KG	2.1 U	1.8 UJ	2 U	11 U	9.8 U	3.9 U
Dieldrin	UG/KG	8.6	17 J	29	60	300	630 J
4,4'-DDE	UG/KG	11	7.4 J	69	240	740	130
Endrin	UG/KG	4.1 U	3.6 UJ	3.8 U	21 U	19 U	7.5 U
Endosulfan II	UG/KG	4.1 U	3.6 UJ	3.8 U	21 U	19 U	7.5 U
4,4'-DDD	UG/KG	4.1 U	3.6 UJ	62	780	650	24
Endosulfan sulfate	UG/KG	4.1 U	3.6 UJ	3.8 U	21 U	19 U	7.5 U
4,4'-DDT	UG/KG	6.4	4.4 J	5.7	33	210	29
Methoxychlor	UG/KG	21 U	18 UJ	20 U	110 U	98 U	39 U
Endrin ketone	UG/KG	4.1 U	3.6 UJ	3.8 U	21 U	19 U	7.5 U
Endrin aldehyde	UG/KG	4.1 U	3.6 UJ	3.8 U	21 U	19 U	7.5 U
alpha-Chlordane	UG/KG	2.1 U	1.8 UJ	32	11 U	130 J	92 J
gamma-Chlordane	UG/KG	2.1 U	1.8 UJ	31	11 U	100 J	91 J
Toxaphene	UG/KG	210 U	180 UJ	200 U	1100 U	980 U	390 U
Aroclor 1016	UG/KG	41 U	36 UJ	38 U	210 U	190 U	75 U
Aroclor 1221	UG/KG	83 U	73 UJ	77 U	420 U	390 U	150 U
Aroclor 1232	UG/KG	41 U	36 UJ	38 U	210 U	190 U	75 U
Aroclor 1242	UG/KG	41 U	36 UJ	38 U	210 U	190 U	75 U
Aroclor 1248	UG/KG	41 U	36 UJ	38 U	210 U	190 U	75 U
Aroclor 1254	UG/KG	41 U	36 UJ	38 U	210 U	190 U	75 U
Aroclor 1260	UG/KG	41 U	36 UJ	38 U	210 U	190 U	75 U

FREQUENCY OF DETECTION SUMMARY
 OPERABLE UNIT No. 11
 SITE 80 - SURFACE SOIL
 REMEDIAL INVESTIGATION CTO-0274
 MCB CAMP LEJEUNE, NORTH CAROLINA
 TCL ORGANICS

Client Sample ID:	80-LA-SB05-00	80-LA-SB06-00	80-LA-SB07-00	80-MA-SB01-00	80-MA-SB02-00	80-MA-SB03-00
Laboratory Sample ID:	AC6684	AC6930	Q41118001	AC6904	AC6881	AC6914
Date Sampled:	11/01/94	11/02/94	11/02/94	11/02/94	11/01/94	11/02/94

	<u>UNITS</u>					
<u>VOLATILES</u>						
Chloromethane	UG/KG	11 U	11 U	12 U	11 U	13 U
Bromomethane	UG/KG	11 U	11 U	12 U	11 UJ	13 UJ
Vinyl chloride	UG/KG	11 UJ	11 U	12 U	11 U	13 U
Chloroethane	UG/KG	11 U	11 U	12 U	11 U	13 U
Methylene chloride	UG/KG	11 U	11 U	12 U	11 U	13 U
Acetone	UG/KG	11 U	11 U	12 U	11 U	13 U
Carbon Disulfide	UG/KG	11 U	11 U	12 U	11 U	13 U
1,1-Dichloroethene	UG/KG	11 U	11 U	12 U	11 U	13 U
1,1-Dichloroethane	UG/KG	11 U	11 U	12 U	11 U	13 U
1,2-Dichloroethene(total)	UG/KG	11 U	11 U	12 U	11 U	13 U
Chloroform	UG/KG	11 U	11 U	12 U	11 U	13 U
1,2-Dichloroethane	UG/KG	11 U	11 U	12 U	11 U	13 U
2-Butanone	UG/KG	11 U	17 U	12 U	14 U	19 U
1,1,1-Trichloroethane	UG/KG	11 U	11 U	12 U	11 U	13 U
Carbon tetrachloride	UG/KG	11 U	11 U	12 U	11 U	13 U
Bromodichloromethane	UG/KG	11 U	11 U	12 U	11 U	13 U
1,2-Dichloropropane	UG/KG	11 U	11 U	12 U	11 U	13 U
cis-1,3-Dichloropropene	UG/KG	11 U	11 U	12 U	11 U	13 U
Trichloroethene	UG/KG	11 U	11 U	12 U	11 U	13 U
Dibromochloromethane	UG/KG	11 U	11 U	12 U	11 U	13 U
1,1,2-Trichloroethane	UG/KG	11 U	11 U	12 U	11 U	13 U
Benzene	UG/KG	11 U	11 U	12 U	11 U	13 U
trans-1,3-Dichloropropene	UG/KG	11 U	11 U	12 U	11 U	13 U
Bromoform	UG/KG	11 U	11 U	12 U	11 U	13 U
4-Methyl-2-pentanone	UG/KG	11 U	11 U	12 U	11 U	13 U
2-Hexanone	UG/KG	11 U	11 U	12 U	11 U	13 U
Tetrachloroethene	UG/KG	11 U	11 U	12 U	11 U	13 U
1,1,2,2-Tetrachloroethane	UG/KG	11 U	11 U	12 U	11 U	13 U
Toluene	UG/KG	11 U	11 U	12 U	11 U	13 U
Chlorobenzene	UG/KG	11 U	11 U	12 U	11 U	13 U
Ethylbenzene	UG/KG	11 U	11 U	12 U	11 U	13 U
Styrene	UG/KG	11 U	11 U	12 U	11 U	13 U
Xylenes (total)	UG/KG	11 U	11 U	12 U	11 U	13 U

FREQUENCY OF DETECTION SUMMARY
 OPERABLE UNIT No. 11
 SITE 80 - SURFACE SOIL
 REMEDIAL INVESTIGATION CTO-0274
 MCB CAMP LEJEUNE, NORTH CAROLINA
 TCL ORGANICS

Client Sample ID:	80-LA-SB05-00	80-LA-SB06-00	80-LA-SB07-00	80-MA-SB01-00	80-MA-SB02-00	80-MA-SB03-00
Laboratory Sample ID:	AC6684	AC6930	Q41118001	AC6904	AC6881	AC6914
Date Sampled:	11/01/94	11/02/94	11/02/94	11/02/94	11/01/94	11/02/94

	UNITS						
SEMIVOLATILES							
Phenol	UG/KG	3800 U	370 U	400 U	340 U	340 U	400 U
bis(2-Chloroethyl) ether	UG/KG	3800 U	370 U	400 U	340 U	340 U	400 U
2-Chlorophenol	UG/KG	3800 U	370 U	400 U	340 U	340 U	400 U
1,3-Dichlorobenzene	UG/KG	3800 U	370 U	400 U	340 U	340 U	400 U
1,4-Dichlorobenzene	UG/KG	3800 U	370 U	400 U	340 U	340 U	400 U
1,2-Dichlorobenzene	UG/KG	3800 U	370 U	400 U	340 U	340 U	400 U
2-Methylphenol	UG/KG	3800 U	370 U	400 U	340 U	340 U	400 U
2,2'-oxybis-(1-chloropropane)	UG/KG	3800 U	370 U	400 U	340 U	340 U	400 U
4-Methylphenol	UG/KG	3800 U	370 U	400 U	340 U	340 U	400 U
N-Nitroso-di-n-propylamine	UG/KG	3800 U	370 U	400 U	340 U	340 U	400 U
Hexachloroethane	UG/KG	3800 U	370 U	400 U	340 U	340 U	400 U
Nitrobenzene	UG/KG	3800 U	370 U	400 U	340 U	340 U	400 U
Isophorone	UG/KG	3800 U	370 U	400 U	340 U	340 U	400 U
2-Nitrophenol	UG/KG	3800 U	370 U	400 U	340 U	340 U	400 U
2,4-Dimethylphenol	UG/KG	3800 U	370 U	400 U	340 U	340 U	400 U
bis(2-Chloroethoxy) methane	UG/KG	3800 U	370 U	400 U	340 U	340 U	400 U
2,4-Dichlorophenol	UG/KG	3800 U	370 U	400 U	340 U	340 U	400 U
1,2,4-Trichlorobenzene	UG/KG	3800 U	370 U	400 U	340 U	340 U	400 U
Naphthalene	UG/KG	3800 U	370 U	400 U	340 U	340 U	400 U
4-Chloroaniline	UG/KG	3800 U	370 U	400 U	340 U	340 U	400 U
Hexachlorobutadiene	UG/KG	3800 U	370 U	400 U	340 U	340 U	400 U
4-Chloro-3-methylphenol	UG/KG	3800 U	370 U	400 U	340 U	340 U	400 U
2-Methylnaphthalene	UG/KG	3800 U	370 U	400 U	340 U	340 U	400 U
Hexachlorocyclopentadiene	UG/KG	3800 U	370 U	400 U	340 U	340 U	400 U
2,4,6-Trichlorophenol	UG/KG	3800 U	370 U	400 U	340 U	340 U	400 U
2,4,5-Trichlorophenol	UG/KG	9200 U	910 U	960 U	830 U	830 U	980 U
2-Chloronaphthalene	UG/KG	3800 U	370 U	400 U	340 U	340 U	400 U
2-Nitroaniline	UG/KG	9200 U	910 U	960 U	830 U	830 U	980 U
Dimethyl phthalate	UG/KG	3800 U	370 U	400 U	340 U	340 U	400 U
Acenaphthylene	UG/KG	3800 U	370 U	400 U	340 U	340 U	400 U
2,6-Dinitrotoluene	UG/KG	3800 U	370 U	400 U	340 U	340 U	400 U
3-Nitroaniline	UG/KG	9200 U	910 U	960 U	830 U	830 U	980 U
Acenaphthene	UG/KG	3800 U	370 U	400 U	340 U	340 U	400 U

FREQUENCY OF DETECTION SUMMARY
 OPERABLE UNIT No. 11
 SITE 80 - SURFACE SOIL
 REMEDIAL INVESTIGATION CTO-0274
 MCB CAMP LEJEUNE, NORTH CAROLINA
 TCL ORGANICS

Client Sample ID:	80-LA-SB05-00	80-LA-SB06-00	80-LA-SB07-00	80-MA-SB01-00	80-MA-SB02-00	80-MA-SB03-00
Laboratory Sample ID:	AC6684	AC6930	Q41118001	AC6904	AC6881	AC6914
Date Sampled:	11/01/94	11/02/94	11/02/94	11/02/94	11/01/94	11/02/94

	UNITS						
<u>SEMIVOLATILES Cont.</u>							
2,4-Dinitrophenol	UG/KG	9200 U	910 UJ	960 UJ	830 U	830 U	980 U
4-Nitrophenol	UG/KG	9200 U	910 UJ	960 U	830 UJ	830 UJ	980 UJ
Dibenzofuran	UG/KG	3800 U	370 U	400 U	340 U	340 U	400 U
2,4-Dinitrotoluene	UG/KG	3800 U	370 U	400 U	340 U	340 U	400 U
Diethylphthalate	UG/KG	3800 U	370 U	400 U	340 U	340 U	400 U
4-Chlorophenyl phenyl ether	UG/KG	3800 U	370 U	400 U	340 UJ	340 U	400 U
Fluorene	UG/KG	3800 U	370 U	400 U	340 U	340 U	400 U
4-Nitroaniline	UG/KG	9200 U	910 U	960 U	830 UJ	830 U	980 UJ
4,6-Dinitro-2-methylphenol	UG/KG	9200 U	910 U	960 U	830 U	830 U	980 U
N-nitrosodiphenylamine	UG/KG	3800 U	370 U	400 U	340 U	340 U	400 U
4-Bromophenyl-phenylether	UG/KG	3800 U	370 U	400 U	340 U	340 U	400 U
Hexachlorobenzene	UG/KG	3800 U	370 U	400 U	340 U	340 U	400 U
Pentachlorophenol	UG/KG	9200 U	910 U	960 UJ	830 U	830 UJ	980 U
Phenanthrene	UG/KG	3800 U	370 U	400 U	340 U	340 U	400 U
Anthracene	UG/KG	3800 U	370 U	400 U	340 U	340 U	400 U
Carbazole	UG/KG	3800 U	370 U	400 U	340 U	340 U	400 U
di-n-Butylphthalate	UG/KG	3800 U	370 U	94 J	340 U	340 U	400 U
Fluoranthene	UG/KG	3800 U	370 U	400 U	340 U	340 U	400 U
Pyrene	UG/KG	3800 U	370 U	400 U	340 U	340 U	400 U
Butyl benzyl phthalate	UG/KG	3800 U	370 U	400 U	340 U	340 U	400 U
3,3'-Dichlorobenzidine	UG/KG	3800 U	370 U	400 U	340 U	340 U	400 U
Benzo[a]anthracene	UG/KG	3800 U	370 U	400 U	340 U	340 U	400 U
Chrysene	UG/KG	3800 U	370 U	400 U	340 U	340 U	400 U
bis(2-Ethylhexyl)phthalate	UG/KG	3800 U	370 U	400 U	340 U	340 U	400 U
di-n-Octylphthalate	UG/KG	3800 U	370 U	400 U	340 U	340 U	400 U
Benzo[b]fluoranthene	UG/KG	3800 U	370 U	400 U	340 U	340 U	400 U
Benzo[k]fluoranthene	UG/KG	3800 U	370 U	400 U	340 U	340 UJ	400 U
Benzo[a]pyrene	UG/KG	3800 U	370 U	400 U	340 U	340 U	400 U
Indeno[1,2,3-cd]pyrene	UG/KG	3800 U	370 U	400 U	340 U	340 U	400 U
Dibenz[a,h]anthracene	UG/KG	3800 U	370 U	400 U	340 U	340 U	400 U
Benzo[g,h,i]perylene	UG/KG	3800 U	370 U	400 U	340 U	340 U	400 U

FREQUENCY OF DETECTION SUMMARY
 OPERABLE UNIT No. 11
 SITE 80 - SURFACE SOIL
 REMEDIAL INVESTIGATION CTO-0274
 MCB CAMP LEJEUNE, NORTH CAROLINA
 TCL ORGANICS

Client Sample ID:	80-LA-SB05-00	80-LA-SB06-00	80-LA-SB07-00	80-MA-SB01-00	80-MA-SB02-00	80-MA-SB03-00
Laboratory Sample ID:	AC6684	AC6930	Q41118001	AC6904	AC6881	AC6914
Date Sampled:	11/01/94	11/02/94	11/02/94	11/02/94	11/01/94	11/02/94

	UNITS						
<u>PESTICIDES/PCBs</u>							
alpha-BHC	UG/KG	1.9 UJ	1.9 U	4.1 U	1.8 U	3.5 U	2.1 U
beta-BHC	UG/KG	1.9 UJ	1.9 UJ	4.1 U	1.8 UJ	3.5 UJ	2.1 UJ
delta-BHC	UG/KG	1.9 UJ	1.9 U	4.1 U	1.8 U	3.5 U	2.1 U
Lindane (gamma-BHC)	UG/KG	1.9 UJ	1.9 U	4.1 U	1.8 U	3.5 U	2.1 U
Heptachlor	UG/KG	1.9 UJ	1.9 U	4.1 U	1.8 U	3.5 U	2.1 U
Aldrin	UG/KG	1.9 UJ	1.9 U	4.1 U	1.8 U	3.5 U	2.1 U
Heptachlor epoxide	UG/KG	1.9 UJ	1.9 U	4.1 U	1.8 U	3.5 U	2.1 U
Endosulfan I	UG/KG	1.9 UJ	1.9 U	4.1 U	1.8 U	3.5 U	2.1 U
Dieldrin	UG/KG	58 J	38	20	3.4 U	84	4.1 U
4,4'-DDE	UG/KG	68 J	110	620	89	470	210
Endrin	UG/KG	3.7 UJ	3.6 U	8 U	3.4 U	6.8 U	4.1 U
Endosulfan II	UG/KG	3.7 UJ	3.6 U	8 U	3.4 U	6.8 U	4.1 U
4,4'-DDD	UG/KG	2.1 J	7.6 J	17 J	3.4 U	510	8.6 J
Endosulfan sulfate	UG/KG	3.7 UJ	3.6 U	8 U	3.4 U	6.8 U	4.1 U
4,4'-DDT	UG/KG	13 J	110	100	68	79	450
Methoxychlor	UG/KG	19 UJ	19 U	41 U	18 U	35 U	21 U
Endrin ketone	UG/KG	3.7 UJ	3.6 U	7.7 J	3.4 U	6.8 U	4.1 U
Endrin aldehyde	UG/KG	3.7 UJ	3.6 U	8 U	3.4 U	6.8 U	4.1 U
alpha-Chlordane	UG/KG	3.7 J	4.3 J	4.1 U	1.8 U	27	2.1 U
gamma-Chlordane	UG/KG	1.2 J	2.2 J	4.1 U	1.8 U	18 J	2.9
Toxaphene	UG/KG	190 UJ	190 U	410 U	180 U	350 U	210 U
Aroclor 1016	UG/KG	37 UJ	36 U	80 U	34 U	68 U	41 U
Aroclor 1221	UG/KG	75 UJ	74 U	160 U	69 U	140 U	84 U
Aroclor 1232	UG/KG	37 UJ	36 U	80 U	34 U	68 U	41 U
Aroclor 1242	UG/KG	37 UJ	36 U	80 U	34 U	68 U	41 U
Aroclor 1248	UG/KG	37 UJ	36 U	80 U	34 U	68 U	41 U
Aroclor 1254	UG/KG	37 UJ	36 U	80 U	34 U	68 U	41 U
Aroclor 1260	UG/KG	37 UJ	36 U	80 U	34 U	68 U	41 U

FREQUENCY OF DETECTION SUMMARY
 OPERABLE UNIT No. 11
 SITE 80 - SURFACE SOIL
 REMEDIAL INVESTIGATION CTO-0274
 MCB CAMP LEJEUNE, NORTH CAROLINA
 TCL ORGANICS

Client Sample ID:	80-MA-SB04-00	80-MW031W-00	80-MW04-00	80-MW05-00	80-MW06-00	80-MW07-00
Laboratory Sample ID:	AC6690	Q41118707	Q41118401	Q41118506	AC7806	Q41118604
Date Sampled:	11/01/94	11/05/94	11/03/94	11/04/94	11/05/94	11/04/94

	UNITS	80-MA-SB04-00	80-MW031W-00	80-MW04-00	80-MW05-00	80-MW06-00	80-MW07-00
<u>VOLATILES</u>							
Chloromethane	UG/KG	11 U	12 U	12 U	11 U	12 U	12 U
Bromomethane	UG/KG	11 U	12 U	12 UJ	11 U	12 U	12 U
Vinyl chloride	UG/KG	11 UJ	12 U	12 UJ	11 U	12 U	12 UJ
Chloroethane	UG/KG	11 U	12 U	12 U	11 U	12 U	12 U
Methylene chloride	UG/KG	11 U	12 U	12 U	12 U	12 U	12 U
Acetone	UG/KG	11 U	12 UJ	12 UJ	28	12 U	12 U
Carbon Disulfide	UG/KG	11 U	12 U	12 U	11 U	12 U	12 U
1,1-Dichloroethene	UG/KG	11 U	12 U	12 U	11 U	12 U	12 U
1,1-Dichloroethane	UG/KG	11 U	12 U	12 U	11 U	12 U	12 U
1,2-Dichloroethene(total)	UG/KG	11 U	12 U	12 U	11 U	12 U	12 U
Chloroform	UG/KG	11 U	12 U	12 U	11 U	12 U	12 U
1,2-Dichloroethane	UG/KG	11 U	12 U	12 U	11 U	12 U	12 U
2-Butanone	UG/KG	13 U	12 U	12 U	11 U	14 U	12 U
1,1,1-Trichloroethane	UG/KG	11 U	12 U	12 U	11 U	12 U	12 U
Carbon tetrachloride	UG/KG	11 U	12 U	12 U	11 U	12 U	12 U
Bromodichloromethane	UG/KG	11 U	12 U	12 U	11 U	12 U	12 U
1,2-Dichloropropane	UG/KG	11 U	12 U	12 U	11 U	12 U	12 U
cis-1,3-Dichloropropene	UG/KG	11 U	12 U	12 U	11 U	12 U	12 U
Trichloroethene	UG/KG	11 U	12 U	12 U	11 U	12 U	12 U
Dibromochloromethane	UG/KG	11 U	12 U	12 U	11 U	12 U	12 U
1,1,2-Trichloroethane	UG/KG	11 U	12 U	12 U	11 U	12 U	12 U
Benzene	UG/KG	11 U	12 U	12 U	11 U	12 U	12 U
trans-1,3-Dichloropropene	UG/KG	11 U	12 U	12 U	11 U	12 U	12 U
Bromoform	UG/KG	11 U	12 U	12 U	11 U	12 U	12 U
4-Methyl-2-pentanone	UG/KG	11 U	12 U	12 U	11 U	12 U	12 U
2-Hexanone	UG/KG	11 U	12 U	12 U	11 U	12 U	12 U
Tetrachloroethene	UG/KG	11 U	12 U	12 U	11 U	12 U	12 U
1,1,2,2-Tetrachloroethane	UG/KG	11 U	12 U	12 U	11 U	12 U	12 U
Toluene	UG/KG	11 U	12 U	12 U	11 U	12 U	12 U
Chlorobenzene	UG/KG	11 U	12 U	12 U	11 U	12 U	12 U
Ethylbenzene	UG/KG	11 U	12 U	12 U	11 U	12 U	12 U
Styrene	UG/KG	11 U	12 U	12 U	11 U	12 U	12 U
Xylenes (total)	UG/KG	11 U	12 U	12 U	11 U	12 U	12 U

FREQUENCY OF DETECTION SUMMARY
 OPERABLE UNIT No. 11
 SITE 80 - SURFACE SOIL
 REMEDIAL INVESTIGATION CTO-0274
 MCB CAMP LEJEUNE, NORTH CAROLINA
 TCL ORGANICS

Client Sample ID:	80-MA-SB04-00	80-MW031W-00	80-MW04-00	80-MW05-00	80-MW06-00	80-MW07-00
Laboratory Sample ID:	AC6690	Q41118707	Q41118401	Q41118506	AC7806	Q41118604
Date Sampled:	11/01/94	11/05/94	11/03/94	11/04/94	11/05/94	11/04/94

	UNITS	80-MA-SB04-00	80-MW031W-00	80-MW04-00	80-MW05-00	80-MW06-00	80-MW07-00
<u>SEMIVOLATILES</u>							
Phenol	UG/KG	350 U	380 U	390 U	360 U	380 U	380 U
bis(2-Chloroethyl) ether	UG/KG	350 U	380 U	390 U	360 U	380 U	380 U
2-Chlorophenol	UG/KG	350 U	380 U	390 U	360 U	380 U	380 U
1,3-Dichlorobenzene	UG/KG	350 U	380 U	390 U	360 U	380 U	380 U
1,4-Dichlorobenzene	UG/KG	350 U	380 U	390 U	360 U	380 U	380 U
1,2-Dichlorobenzene	UG/KG	350 U	380 U	390 U	360 U	380 U	380 U
2-Methylphenol	UG/KG	350 U	380 U	390 U	360 U	380 U	380 U
2,2'-oxybis-(1-chloropropane)	UG/KG	350 UJ	380 U	390 U	360 U	380 U	380 U
4-Methylphenol	UG/KG	350 U	380 U	390 U	360 U	380 U	380 U
N-Nitroso-di-n-propylamine	UG/KG	350 UJ	380 U	390 U	360 U	380 U	380 U
Hexachloroethane	UG/KG	350 U	380 U	390 U	360 U	380 U	380 U
Nitrobenzene	UG/KG	350 U	380 U	390 U	360 U	380 U	380 U
Isophorone	UG/KG	350 UJ	380 U	390 U	360 U	380 U	380 U
2-Nitrophenol	UG/KG	350 U	380 U	390 U	360 U	380 U	380 U
2,4-Dimethylphenol	UG/KG	350 U	380 U	390 U	360 U	380 U	380 U
bis(2-Chloroethoxy) methane	UG/KG	350 U	380 U	390 U	360 U	380 U	380 U
2,4-Dichlorophenol	UG/KG	350 U	380 U	390 U	360 U	380 U	380 U
1,2,4-Trichlorobenzene	UG/KG	350 U	380 U	390 U	360 U	380 U	380 U
Naphthalene	UG/KG	350 U	380 U	390 U	360 U	380 U	380 U
4-Chloroaniline	UG/KG	350 U	380 UJ	390 UJ	380 UJ	380 U	380 UJ
Hexachlorobutadiene	UG/KG	350 U	380 U	390 U	360 U	380 U	380 U
4-Chloro-3-methylphenol	UG/KG	350 U	380 U	390 U	360 U	380 U	380 U
2-Methylnaphthalene	UG/KG	350 U	380 U	390 U	360 U	380 U	380 U
Hexachlorocyclopentadiene	UG/KG	350 U	380 U	390 U	360 U	380 U	380 U
2,4,6-Trichlorophenol	UG/KG	350 U	380 U	390 U	360 U	380 U	380 U
2,4,5-Trichlorophenol	UG/KG	850 U	930 U	940 U	880 UJ	920 U	920 UJ
2-Chloronaphthalene	UG/KG	350 U	380 U	390 U	380 U	380 U	380 U
2-Nitroaniline	UG/KG	850 U	930 U	940 U	880 U	920 U	920 U
Dimethyl phthalate	UG/KG	350 U	380 U	390 U	360 U	380 U	380 U
Acenaphthylene	UG/KG	350 U	380 U	390 U	360 U	380 U	380 U
2,6-Dinitrotoluene	UG/KG	350 U	380 U	390 U	360 U	380 U	380 U
3-Nitroaniline	UG/KG	850 U	930 U	940 U	880 U	920 U	920 U
Acenaphthene	UG/KG	350 U	380 U	390 U	360 U	380 U	380 U

FREQUENCY OF DETECTION SUMMARY
 OPERABLE UNIT No. 11
 SITE 80 - SURFACE SOIL
 REMEDIAL INVESTIGATION CTO-0274
 MCB CAMP LEJEUNE, NORTH CAROLINA
 TCL ORGANICS

Client Sample ID:	80-MA-SB04-00	80-MW031W-00	80-MW04-00	80-MW05-00	80-MW06-00	80-MW07-00
Laboratory Sample ID:	AC6690	Q41118707	Q41118401	Q41118506	AC7806	Q41118604
Date Sampled:	11/01/94	11/05/94	11/03/94	11/04/94	11/05/94	11/04/94

	UNITS						
<u>SEMIVOLATILES Cont.</u>							
2,4-Dinitrophenol	UG/KG	850 U	930 U	940 U	880 U	920 U	920 UJ
4-Nitrophenol	UG/KG	850 U	930 U	940 U	880 U	920 U	920 U
Dibenzofuran	UG/KG	350 U	380 U	390 U	360 U	380 U	380 U
2,4-Dinitrotoluene	UG/KG	350 U	380 U	390 U	360 UJ	380 U	380 U
Diethylphthalate	UG/KG	350 U	380 U	390 U	360 U	380 U	380 U
4-Chlorophenyl phenyl ether	UG/KG	350 U	380 U	390 U	360 U	380 U	380 U
Fluorene	UG/KG	350 U	380 U	390 U	360 U	380 U	380 U
4-Nitroaniline	UG/KG	850 U	930 U	940 U	880 U	920 U	920 U
4,6-Dinitro-2-methylphenol	UG/KG	850 U	930 U	940 U	880 U	920 U	920 U
N-nitrosodiphenylamine	UG/KG	350 U	380 U	390 U	360 U	380 U	380 U
4-Bromophenyl-phenylether	UG/KG	350 U	380 U	390 U	360 U	380 U	380 U
Hexachlorobenzene	UG/KG	350 U	380 U	390 U	360 U	380 U	380 U
Pentachlorophenol	UG/KG	850 U	930 U	940 U	880 U	920 U	920 U
Phenanthrene	UG/KG	350 U	380 U	390 U	360 U	380 U	380 U
Anthracene	UG/KG	350 U	380 U	390 U	360 U	380 U	380 U
Carbazole	UG/KG	350 U	380 U	390 U	360 U	380 U	380 U
di-n-Butylphthalate	UG/KG	350 U	4400	150 J	79 J	440 U	110 J
Fluoranthene	UG/KG	350 U	380 U	390 U	360 U	380 U	380 U
Pyrene	UG/KG	350 U	380 U	60 J	360 U	380 U	380 U
Butyl benzyl phthalate	UG/KG	350 U	96 J	390 U	360 U	380 U	380 U
3,3'-Dichlorobenzidine	UG/KG	350 U	380 U	390 UJ	360 UJ	380 U	380 UJ
Benzo[a]anthracene	UG/KG	350 U	380 U	390 U	360 U	380 U	380 U
Chrysene	UG/KG	350 U	380 U	40 J	360 U	380 U	380 U
bis(2-Ethylhexyl)phthalate	UG/KG	350 U	380 U	390 U	360 U	380 U	380 U
di-n-Octylphthalate	UG/KG	350 U	380 U	390 U	360 U	380 U	380 U
Benzo[b]fluoranthene	UG/KG	350 U	380 U	48 J	360 U	380 U	380 U
Benzo[k]fluoranthene	UG/KG	350 U	380 UJ	390 UJ	360 U	380 U	380 U
Benzo[a]pyrene	UG/KG	350 U	380 U	390 U	360 U	380 U	380 U
Indeno[1,2,3-cd]pyrene	UG/KG	350 U	380 U	390 U	360 U	380 U	380 U
Dibenz[a,h]anthracene	UG/KG	350 U	380 U	390 U	360 UJ	380 U	380 U
Benzo[g,h,i]perylene	UG/KG	350 U	380 U	390 U	360 U	380 U	380 U

FREQUENCY OF DETECTION SUMMARY
 OPERABLE UNIT No. 11
 SITE 80 - SURFACE SOIL
 REMEDIAL INVESTIGATION CTO-0274
 MCB CAMP LEJEUNE, NORTH CAROLINA
 TCL ORGANICS

Client Sample ID:	80-MA-SB04-00	80-MW031W-00	80-MW04-00	80-MW05-00	80-MW06-00	80-MW07-00
Laboratory Sample ID:	AC6690	Q41118707	Q41118401	Q41118506	AC7806	Q41118604
Date Sampled:	11/01/94	11/05/94	11/03/94	11/04/94	11/05/94	11/04/94

	UNITS						
<u>PESTICIDES/PCBs</u>							
alpha-BHC	UG/KG	8.8 UJ	18 U	800 U	3.7 U	2 U	1.9 U
beta-BHC	UG/KG	8.8 UJ	18 U	800 U	3.7 U	2 U	1.9 U
delta-BHC	UG/KG	8.8 UJ	18 U	800 U	3.7 U	2 U	1.9 U
Lindane (gamma-BHC)	UG/KG	8.8 UJ	18 U	800 U	3.7 U	2 U	1.9 U
Heptachlor	UG/KG	8.8 UJ	18 U	800 U	3.7 U	2 U	1.9 U
Aldrin	UG/KG	8.8 UJ	18 U	800 U	3.7 U	2 U	1.9 U
Heptachlor epoxide	UG/KG	8.8 UJ	18 U	800 U	3.7 U	2 U	1.9 U
Endosulfan I	UG/KG	8.8 UJ	18 U	800 U	3.7 U	2 U	1.9 U
Dieldrin	UG/KG	69 J	370 J	1600 U	99 J	7.2 J	3.8 U
4,4'-DDE	UG/KG	280 J	73	1500 J	81	37	21
Endrin	UG/KG	17 UJ	35 U	1600 U	7.2 U	3.8 U	3.8 U
Endosulfan II	UG/KG	17 UJ	35 U	1600 U	7.2 U	3.8 U	3.8 U
4,4'-DDD	UG/KG	610 J	16 J	87000	3.9 J	15	3.8 U
Endosulfan sulfate	UG/KG	17 UJ	35 U	1600 U	7.2 U	3.8 U	3.8 U
4,4'-DDT	UG/KG	870 J	35 U	40000	53	3.8 U	6.7
Methoxychlor	UG/KG	88 UJ	180 U	8000 U	37 U	20 U	19 U
Endrin ketone	UG/KG	17 UJ	35 U	1600 U	7.2 U	3.8 U	3.8 U
Endrin aldehyde	UG/KG	17 UJ	35 U	1600 U	7.2 U	3.8 U	3.8 U
alpha-Chlordane	UG/KG	30 J	68	800 U	3.7 U	24	1.9 U
gamma-Chlordane	UG/KG	15 J	54	800 U	3.7 U	20 J	1.9 U
Toxaphene	UG/KG	880 UJ	1800 U	80000 U	370 U	200 U	190 U
Aroclor 1016	UG/KG	170 UJ	350 U	16000 U	72 U	38 U	38 U
Aroclor 1221	UG/KG	350 UJ	700 U	32000 U	150 U	78 U	77 U
Aroclor 1232	UG/KG	170 UJ	350 U	16000 U	72 U	38 U	38 U
Aroclor 1242	UG/KG	170 UJ	350 U	16000 U	72 U	38 U	38 U
Aroclor 1248	UG/KG	170 UJ	350 U	16000 U	72 U	38 U	38 U
Aroclor 1254	UG/KG	170 UJ	350 U	16000 U	72 U	38 U	38 U
Aroclor 1260	UG/KG	170 UJ	350 U	16000 U	72 U	38 U	38 U

FREQUENCY OF DETECTION SUMMARY
 OPERABLE UNIT No. 11
 SITE 80 - SURFACE SOIL
 REMEDIAL INVESTIGATION CTO-0274
 MCB CAMP LEJEUNE, NORTH CAROLINA
 TCL ORGANICS

Client Sample ID:	80-OA-SB01-00	80-OA-SB02-00	80-OA-SB03-00	80-OA-SB04-00	80-OA-SB05-00	80-OA-SB06-00
Laboratory Sample ID:	Q41118112	Q41118118	Q41118302	Q41118509	Q41118501	Q41118503
Date Sampled:	11/03/94	11/03/94	11/03/94	11/04/94	11/04/94	11/04/94

	<u>UNITS</u>						
<u>VOLATILES</u>							
Chloromethane	UG/KG	12 U	12 U	13 U	12 U	11 U	10 U
Bromomethane	UG/KG	12 U	12 UJ	13 UJ	12 U	11 U	10 U
Vinyl chloride	UG/KG	12 U	12 UJ	13 UJ	12 U	11 U	10 U
Chloroethane	UG/KG	12 U	12 U	13 U	12 U	11 U	10 U
Methylene chloride	UG/KG	12 U	12 U	13 U	12 U	11 U	10 U
Acetone	UG/KG	12 U	12 UJ	13 UJ	12 UJ	11 U	10 U
Carbon Disulfide	UG/KG	12 U	12 U	13 U	12 U	11 U	10 U
1,1-Dichloroethene	UG/KG	12 U	12 U	13 U	12 U	11 U	10 U
1,1-Dichloroethane	UG/KG	12 U	12 U	13 U	12 U	11 U	10 U
1,2-Dichloroethene(total)	UG/KG	12 U	12 U	13 U	12 U	11 U	10 U
Chloroform	UG/KG	12 U	12 U	13 U	12 U	11 U	10 U
1,2-Dichloroethane	UG/KG	12 U	12 U	13 U	12 U	11 U	10 U
2-Butanone	UG/KG	12 U	12 U	13 U	12 U	11 U	10 U
1,1,1-Trichloroethane	UG/KG	12 U	12 U	13 U	12 U	11 U	10 U
Carbon tetrachloride	UG/KG	12 U	12 U	13 U	12 U	11 U	10 U
Bromodichloromethane	UG/KG	12 U	12 U	13 U	12 U	11 U	10 U
1,2-Dichloropropane	UG/KG	12 U	12 U	13 U	12 U	11 U	10 U
cis-1,3-Dichloropropene	UG/KG	12 U	12 U	13 U	12 U	11 U	10 U
Trichloroethene	UG/KG	12 U	12 U	13 U	12 U	11 U	10 U
Dibromochloromethane	UG/KG	12 U	12 U	13 U	12 U	11 U	10 U
1,1,2-Trichloroethane	UG/KG	12 UJ	12 U	13 U	12 U	11 U	10 U
Benzene	UG/KG	12 U	12 U	13 U	12 U	11 U	10 U
trans-1,3-Dichloropropene	UG/KG	12 U	12 U	13 U	12 U	11 U	10 U
Bromoform	UG/KG	12 UJ	12 U	13 U	12 U	11 U	10 U
4-Methyl-2-pentanone	UG/KG	12 UJ	12 U	13 U	12 U	11 U	10 U
2-Hexanone	UG/KG	12 UJ	12 U	13 U	12 U	11 U	10 U
Tetrachloroethene	UG/KG	12 U	12 U	13 U	12 U	11 U	10 U
1,1,2,2-Tetrachloroethane	UG/KG	12 UJ	12 U	13 U	12 U	11 U	10 U
Toluene	UG/KG	12 U	12 U	13 U	12 U	11 U	10 U
Chlorobenzene	UG/KG	12 U	12 U	13 U	12 U	11 U	10 U
Ethylbenzene	UG/KG	12 U	12 U	13 U	12 U	11 U	10 U
Styrene	UG/KG	12 U	12 U	13 U	12 U	11 U	10 U
Xylenes (total)	UG/KG	12 U	12 U	13 U	12 U	11 U	10 U

FREQUENCY OF DETECTION SUMMARY
 OPERABLE UNIT No. 11
 SITE 80 - SURFACE SOIL
 REMEDIAL INVESTIGATION CTO-0274
 MCB CAMP LEJEUNE, NORTH CAROLINA
 TCL ORGANICS

Client Sample ID:	80-OA-SB01-00	80-OA-SB02-00	80-OA-SB03-00	80-OA-SB04-00	80-OA-SB05-00	80-OA-SB06-00
Laboratory Sample ID:	Q41118112	Q41118118	Q41118302	Q41118509	Q41118501	Q41118503
Date Sampled:	11/03/94	11/03/94	11/03/94	11/04/94	11/04/94	11/04/94

	UNITS						
<u>SEMIVOLATILES</u>							
Phenol	UG/KG	380 U	380 U	420 U	400 U	370 U	360 U
bis(2-Chloroethyl) ether	UG/KG	380 U	380 U	420 U	400 U	370 U	360 U
2-Chlorophenol	UG/KG	380 U	380 U	420 U	400 U	370 U	360 U
1,3-Dichlorobenzene	UG/KG	380 U	380 U	420 U	400 U	370 U	360 U
1,4-Dichlorobenzene	UG/KG	380 U	380 U	420 U	400 U	370 U	360 U
1,2-Dichlorobenzene	UG/KG	380 U	380 U	420 U	400 U	370 U	360 U
2-Methylphenol	UG/KG	380 U	380 U	420 U	400 U	370 U	360 U
2,2'-oxybis-(1-chloropropane)	UG/KG	380 U	380 U	420 U	400 U	370 U	360 U
4-Methylphenol	UG/KG	380 U	380 U	420 U	400 U	370 U	360 U
N-Nitroso-di-n-propylamine	UG/KG	380 U	380 U	420 U	400 U	370 U	360 U
Hexachloroethane	UG/KG	380 U	380 U	420 U	400 U	370 U	360 U
Nitrobenzene	UG/KG	380 U	380 U	420 U	400 U	370 U	360 U
Isophorone	UG/KG	380 U	380 U	420 U	400 U	370 U	360 U
2-Nitrophenol	UG/KG	380 U	380 U	420 U	400 U	370 U	360 U
2,4-Dimethylphenol	UG/KG	380 U	380 U	420 U	400 U	370 U	360 U
bis(2-Chloroethoxy) methane	UG/KG	380 U	380 U	420 U	400 U	370 U	360 U
2,4-Dichlorophenol	UG/KG	380 U	380 U	420 U	400 U	370 U	360 U
1,2,4-Trichlorobenzene	UG/KG	380 U	380 U	420 U	400 UJ	370 U	360 U
Naphthalene	UG/KG	380 U	380 U	420 U	400 U	370 U	360 U
4-Chloroaniline	UG/KG	380 UJ	380 UJ	420 UJ	400 UJ	370 UJ	360 UJ
Hexachlorobutadiene	UG/KG	380 U	380 U	420 U	400 U	370 U	360 U
4-Chloro-3-methylphenol	UG/KG	380 U	380 U	420 U	400 U	370 U	360 U
2-Methylnaphthalene	UG/KG	380 U	380 U	420 U	400 U	370 U	360 U
Hexachlorocyclopentadiene	UG/KG	380 U	380 U	420 U	400 U	370 U	360 U
2,4,6-Trichlorophenol	UG/KG	380 U	380 U	420 U	400 U	370 U	380 U
2,4,5-Trichlorophenol	UG/KG	930 U	930 U	1000 UJ	970 UJ	890 UJ	870 UJ
2-Chloronaphthalene	UG/KG	380 U	380 U	420 U	400 U	370 U	360 U
2-Nitroaniline	UG/KG	930 U	930 U	1000 U	970 U	890 U	870 U
Dimethyl phthalate	UG/KG	380 U	380 U	420 U	400 U	370 U	360 U
Acenaphthylene	UG/KG	380 U	380 U	420 U	400 U	370 U	360 U
2,6-Dinitrotoluene	UG/KG	380 U	380 U	420 U	400 U	370 U	360 U
3-Nitroaniline	UG/KG	930 U	930 U	1000 U	970 U	890 U	870 U
Acenaphthene	UG/KG	380 U	380 U	420 U	400 U	370 U	360 U

FREQUENCY OF DETECTION SUMMARY
 OPERABLE UNIT No. 11
 SITE 80 - SURFACE SOIL
 REMEDIAL INVESTIGATION CTO-0274
 MCB CAMP LEJEUNE, NORTH CAROLINA
 TCL ORGANICS

Client Sample ID:	80-OA-SB01-00	80-OA-SB02-00	80-OA-SB03-00	80-OA-SB04-00	80-OA-SB05-00	80-OA-SB06-00
Laboratory Sample ID:	Q41118112	Q41118118	Q41118302	Q41118509	Q41118501	Q41118503
Date Sampled:	11/03/94	11/03/94	11/03/94	11/04/94	11/04/94	11/04/94

	<u>UNITS</u>						
<u>SEMIVOLATILES Cont.</u>							
2,4-Dinitrophenol	UG/KG	930 UJ	930 UJ	1000 U	970 U	890 U	870 U
4-Nitrophenol	UG/KG	930 U	930 U	1000 U	970 U	890 U	870 U
Dibenzofuran	UG/KG	380 U	380 U	420 U	400 U	370 U	360 U
2,4-Dinitrotoluene	UG/KG	380 U	380 U	420 UJ	400 U	370 UJ	360 UJ
Diethylphthalate	UG/KG	380 U	380 U	420 U	400 U	370 U	360 U
4-Chlorophenyl phenyl ether	UG/KG	380 U	380 U	420 U	400 U	370 U	360 U
Fluorene	UG/KG	380 U	380 U	420 U	400 U	370 U	360 U
4-Nitroaniline	UG/KG	930 U	930 U	1000 U	970 U	890 U	870 U
4,6-Dinitro-2-methylphenol	UG/KG	930 U	930 U	1000 U	970 U	890 U	870 U
N-nitrosodiphenylamine	UG/KG	380 U	380 U	420 U	400 U	370 U	360 U
4-Bromophenyl-phenylether	UG/KG	380 U	380 U	420 U	400 U	370 U	360 U
Hexachlorobenzene	UG/KG	380 U	380 U	420 U	400 U	370 U	360 U
Pentachlorophenol	UG/KG	930 UJ	930 UJ	1000 U	970 U	890 U	870 U
Phenanthrene	UG/KG	380 U	380 U	420 U	400 U	370 U	360 U
Anthracene	UG/KG	380 U	380 U	420 U	400 U	370 U	360 U
Carbazole	UG/KG	380 U	380 U	420 U	400 U	370 U	360 U
di-n-Butylphthalate	UG/KG	130 J	67 J	510	130 J	95 J	97 J
Fluoranthene	UG/KG	380 U	380 U	420 U	400 U	370 U	360 U
Pyrene	UG/KG	380 U	380 U	420 U	400 U	370 U	360 U
Butyl benzyl phthalate	UG/KG	380 U	380 U	420 U	400 U	370 U	360 U
3,3'-Dichlorobenzidine	UG/KG	380 U	380 U	420 UJ	400 UJ	370 UJ	360 UJ
Benzo[a]anthracene	UG/KG	380 U	380 U	420 U	400 U	370 U	360 U
Chrysene	UG/KG	380 U	380 U	420 U	400 U	370 U	360 U
bis(2-Ethylhexyl)phthalate	UG/KG	380 U	380 U	58 J	400 U	42 J	360 U
di-n-Octylphthalate	UG/KG	380 U	380 U	420 U	400 U	370 U	360 U
Benzo[b]fluoranthene	UG/KG	380 U	380 U	420 U	400 U	370 U	360 U
Benzo[k]fluoranthene	UG/KG	380 U	380 U	420 U	400 U	370 U	360 U
Benzo[a]pyrene	UG/KG	380 U	380 U	420 U	400 U	370 U	360 U
Indeno[1,2,3-cd]pyrene	UG/KG	380 U	380 U	420 U	400 U	370 U	360 U
Dibenz[a,h]anthracene	UG/KG	380 U	380 U	420 UJ	400 U	370 UJ	360 UJ
Benzo[g,h,i]perylene	UG/KG	380 U	380 U	420 U	400 U	370 U	360 U

FREQUENCY OF DETECTION SUMMARY
 OPERABLE UNIT No. 11
 SITE 80 - SURFACE SOIL
 REMEDIAL INVESTIGATION CTO-0274
 MCB CAMP LEJEUNE, NORTH CAROLINA
 TCL ORGANICS

Client Sample ID:	80-OA-SB01-00	80-OA-SB02-00	80-OA-SB03-00	80-OA-SB04-00	80-OA-SB05-00	80-OA-SB06-00
Laboratory Sample ID:	Q41118112	Q41118118	Q41118302	Q41118509	Q41118501	Q41118503
Date Sampled:	11/03/94	11/03/94	11/03/94	11/04/94	11/04/94	11/04/94

	UNITS						
PESTICIDES/PCBs							
alpha-BHC	UG/KG	2 U	4 U	2.2 U	2.1 U	1.9 U	1.8 U
beta-BHC	UG/KG	2 U	4 U	2.2 U	2.1 U	1.9 U	1.8 U
delta-BHC	UG/KG	2 U	1.2 J	2.2 U	2.1 U	1.9 U	1.8 U
Lindane (gamma-BHC)	UG/KG	2 U	4 U	2.2 U	2.1 U	1.9 U	1.8 U
Heptachlor	UG/KG	2 U	4 U	2.2 U	2.1 U	1.9 U	1.8 U
Aldrin	UG/KG	2 U	15	5.5 J	2.1 U	1.9 U	1.8 U
Heptachlor epoxide	UG/KG	2 U	2.7 J	2.2 U	2.1 U	1.9 U	1.8 U
Endosulfan I	UG/KG	2 U	4 U	2.2 U	2.1 U	1.9 U	1.8 U
Dieldrin	UG/KG	6.3	460	50	4 U	3.7 U	21
4,4'-DDE	UG/KG	26	80	36	0.6 J	3.7 U	13
Endrin	UG/KG	3.8 U	7.7 U	4.2 U	4 U	3.7 U	3.6 U
Endosulfan II	UG/KG	3.8 U	7.7 U	4.2 U	4 U	3.7 U	3.6 U
4,4'-DDD	UG/KG	6.4	20	31	4 U	12	3.6 U
Endosulfan sulfate	UG/KG	3.8 U	7.7 U	4.2 U	4 U	3.7 U	3.6 U
4,4'-DDT	UG/KG	2.1 J	8.3	2.2 J	4 U	5.9	1.6 J
Methoxychlor	UG/KG	20 U	40 U	22 U	21 U	19 U	18 U
Endrin ketone	UG/KG	3.8 U	7.7 U	4.2 U	4 U	3.7 U	3.6 U
Endrin aldehyde	UG/KG	3.8 U	7.7 U	4.2 U	4 U	3.7 U	3.6 U
alpha-Chlordane	UG/KG	2.1	27	4.8	2.1 U	1.9 U	5
gamma-Chlordane	UG/KG	2 U	21	4.9	2.1 U	1.9 U	4.2
Toxaphene	UG/KG	200 U	400 U	220 U	210 U	190 U	180 U
Aroclor 1016	UG/KG	38 U	77 U	42 U	40 U	37 U	36 U
Aroclor 1221	UG/KG	78 U	160 U	86 U	81 U	74 U	73 U
Aroclor 1232	UG/KG	38 U	77 U	42 U	40 U	37 U	36 U
Aroclor 1242	UG/KG	38 U	77 U	42 U	40 U	37 U	36 U
Aroclor 1248	UG/KG	38 U	77 U	42 U	40 U	37 U	36 U
Aroclor 1254	UG/KG	38 U	77 U	42 U	40 U	37 U	36 U
Aroclor 1260	UG/KG	38 U	77 U	42 U	40 U	37 U	36 U

FREQUENCY OF DETECTION SUMMARY
 OPERABLE UNIT No. 11
 SITE 80 - SURFACE SOIL
 REMEDIAL INVESTIGATION CTO-0274
 MCB CAMP LEJEUNE, NORTH CAROLINA
 TCL ORGANICS

Client Sample ID:	80-SM-SB01-00	80-SM-SB02-00	80-SM-SB03-00	80-SM-SB04-00	80-SM-SB05-00	80-SM-SB06-00
Laboratory Sample ID:	AC6891	AC6893	AC6897	Q41118101	Q41118102	Q41118103
Date Sampled:	11/02/94	11/02/94	11/02/94	11/03/94	11/03/94	11/03/94

	UNITS						
<u>VOLATILES</u>							
Chloromethane	UG/KG	11 U	11 U	11 U	10 UJ	10 UJ	12 UJ
Bromomethane	UG/KG	11 UJ	11 UJ	11 UJ	10 UJ	10 UJ	12 UJ
Vinyl chloride	UG/KG	11 UJ	11 UJ	11 UJ	10 UJ	10 UJ	12 UJ
Chloroethane	UG/KG	11 U	11 U	11 U	10 U	10 U	12 U
Methylene chloride	UG/KG	11 U	11 U	11 U	10 U	10 U	12 U
Acetone	UG/KG	30 U	20 U	26 U	10 U	10 U	12 U
Carbon Disulfide	UG/KG	11 U	11 U	11 U	10 U	10 U	12 U
1,1-Dichloroethene	UG/KG	11 U	11 U	11 U	10 U	10 U	12 U
1,1-Dichloroethane	UG/KG	11 U	11 U	11 U	10 U	10 U	12 U
1,2-Dichloroethene(total)	UG/KG	11 U	11 U	11 U	10 U	10 U	12 U
Chloroform	UG/KG	11 U	11 U	11 U	10 U	10 U	12 U
1,2-Dichloroethane	UG/KG	11 U	11 U	11 U	10 U	10 U	12 U
2-Butanone	UG/KG	12 U	11 U	11 U	10 U	10 U	12 U
1,1,1-Trichloroethane	UG/KG	11 U	11 U	11 U	10 U	10 U	12 U
Carbon tetrachloride	UG/KG	11 U	11 U	11 U	10 U	10 U	12 U
Bromodichloromethane	UG/KG	11 U	11 U	11 U	10 U	10 U	12 U
1,2-Dichloropropane	UG/KG	11 U	11 U	11 U	10 U	10 U	12 U
cis-1,3-Dichloropropene	UG/KG	11 U	11 U	11 U	10 U	10 U	12 U
Trichloroethene	UG/KG	11 U	11 U	11 U	10 U	10 U	12 U
Dibromochloromethane	UG/KG	11 U	11 U	11 U	10 U	10 U	12 U
1,1,2-Trichloroethane	UG/KG	11 U	11 U	11 U	10 U	10 U	12 U
Benzene	UG/KG	11 U	11 U	11 U	10 U	10 U	12 U
trans-1,3-Dichloropropene	UG/KG	11 U	11 U	11 U	10 U	10 U	12 U
Bromoform	UG/KG	11 U	11 U	11 U	10 U	10 U	12 U
4-Methyl-2-pentanone	UG/KG	11 U	11 U	11 U	10 U	10 U	12 U
2-Hexanone	UG/KG	11 U	11 U	11 U	10 U	10 U	12 U
Tetrachloroethene	UG/KG	11 U	11 U	11 U	10 U	10 U	12 U
1,1,2,2-Tetrachloroethane	UG/KG	11 U	11 U	11 U	10 U	10 U	12 U
Toluene	UG/KG	11 U	11 U	11 U	10 U	10 U	12 U
Chlorobenzene	UG/KG	11 U	11 U	11 U	10 U	10 U	12 U
Ethylbenzene	UG/KG	11 U	11 U	11 U	10 U	10 U	12 U
Styrene	UG/KG	11 U	11 U	11 U	10 U	10 U	12 U
Xylenes (total)	UG/KG	11 U	11 U	11 U	10 U	10 U	12 U

FREQUENCY OF DETECTION SUMMARY
 OPERABLE UNIT No. 11
 SITE 80 - SURFACE SOIL
 REMEDIAL INVESTIGATION CTO-0274
 MCB CAMP LEJEUNE, NORTH CAROLINA
 TCL ORGANICS

Client Sample ID:	80-SM-SB01-00	80-SM-SB02-00	80-SM-SB03-00	80-SM-SB04-00	80-SM-SB05-00	80-SM-SB06-00
Laboratory Sample ID:	AC6891	AC6893	AC6897	Q41118101	Q41118102	Q41118103
Date Sampled:	11/02/94	11/02/94	11/02/94	11/03/94	11/03/94	11/03/94

	UNITS						
<u>SEMIVOLATILES</u>							
Phenol	UG/KG	350 U	350 U	340 U	350 U	350 U	390 U
bis(2-Chloroethyl) ether	UG/KG	350 U	350 U	340 U	350 U	350 U	390 U
2-Chlorophenol	UG/KG	350 U	350 U	340 U	350 U	350 U	390 U
1,3-Dichlorobenzene	UG/KG	350 U	350 U	340 U	350 U	350 U	390 U
1,4-Dichlorobenzene	UG/KG	350 U	350 U	340 U	350 U	350 U	390 U
1,2-Dichlorobenzene	UG/KG	350 U	350 U	340 U	350 U	350 U	390 U
2-Methylphenol	UG/KG	350 U	350 U	340 U	350 U	350 U	390 U
2,2'-oxybis-(1-chloropropane)	UG/KG	350 U	350 U	340 U	350 U	350 U	390 U
4-Methylphenol	UG/KG	350 U	350 U	340 U	350 U	350 U	390 U
N-Nitroso-di-n-propylamine	UG/KG	350 U	350 U	340 U	350 U	350 U	390 U
Hexachloroethane	UG/KG	350 U	350 U	340 U	350 U	350 U	390 U
Nitrobenzene	UG/KG	350 U	350 U	340 U	350 U	350 U	390 U
Isophorone	UG/KG	350 U	350 U	340 U	350 U	350 U	390 U
2-Nitrophenol	UG/KG	350 U	350 U	340 U	350 U	350 U	390 U
2,4-Dimethylphenol	UG/KG	350 U	350 U	340 U	350 U	350 U	390 U
bis(2-Chloroethoxy) methane	UG/KG	350 U	350 U	340 U	350 U	350 U	390 U
2,4-Dichlorophenol	UG/KG	350 U	350 U	340 U	350 U	350 U	390 U
1,2,4-Trichlorobenzene	UG/KG	350 U	350 U	340 U	350 U	350 U	390 U
Naphthalene	UG/KG	350 U	350 U	340 U	350 U	350 U	390 U
4-Chloroaniline	UG/KG	350 U	350 U	340 U	350 U	350 U	390 U
Hexachlorobutadiene	UG/KG	350 U	350 U	340 U	350 U	350 U	390 U
4-Chloro-3-methylphenol	UG/KG	350 U	350 U	340 U	350 U	350 U	390 U
2-Methylnaphthalene	UG/KG	350 U	350 U	340 U	350 U	350 U	390 U
Hexachlorocyclopentadiene	UG/KG	350 U	350 U	340 U	350 U	350 U	390 U
2,4,6-Trichlorophenol	UG/KG	350 U	350 U	340 U	350 U	350 U	390 U
2,4,5-Trichlorophenol	UG/KG	850 U	840 U	830 U	850 U	860 U	950 U
2-Chloronaphthalene	UG/KG	350 U	350 U	340 U	350 U	350 U	390 U
2-Nitroaniline	UG/KG	850 U	840 U	830 U	850 U	860 U	950 U
Dimethyl phthalate	UG/KG	350 U	350 U	340 U	350 U	350 U	390 U
Acenaphthylene	UG/KG	350 U	350 U	340 U	350 U	350 U	390 U
2,6-Dinitrotoluene	UG/KG	350 U	350 U	340 U	350 U	350 U	390 U
3-Nitroaniline	UG/KG	850 U	840 U	830 U	850 U	860 U	950 U
Acenaphthene	UG/KG	350 U	350 U	340 U	350 U	350 U	390 U

FREQUENCY OF DETECTION SUMMARY
 OPERABLE UNIT No. 11
 SITE 80 - SURFACE SOIL
 REMEDIAL INVESTIGATION CTO-0274
 MCB CAMP LEJEUNE, NORTH CAROLINA
 TCL ORGANICS

Client Sample ID:	80-SM-SB01-00	80-SM-SB02-00	80-SM-SB03-00	80-SM-SB04-00	80-SM-SB05-00	80-SM-SB06-00
Laboratory Sample ID:	AC6891	AC6893	AC6897	Q41118101	Q41118102	Q41118103
Date Sampled:	11/02/94	11/02/94	11/02/94	11/03/94	11/03/94	11/03/94

	UNITS						
<u>SEMIVOLATILES Cont.</u>							
2,4-Dinitrophenol	UG/KG	850 U	840 U	830 U	850 UJ	860 UJ	950 UJ
4-Nitrophenol	UG/KG	850 UJ	840 UJ	830 UJ	850 U	860 U	950 U
Dibenzofuran	UG/KG	350 U	350 U	340 U	350 U	350 U	390 U
2,4-Dinitrotoluene	UG/KG	350 U	350 U	340 U	350 U	350 U	390 U
Diethylphthalate	UG/KG	350 U	350 U	340 U	350 U	350 U	390 U
4-Chlorophenyl phenyl ether	UG/KG	350 UJ	350 UJ	340 UJ	350 U	350 U	390 U
Fluorene	UG/KG	350 U	350 U	340 U	350 U	350 U	390 U
4-Nitroaniline	UG/KG	850 UJ	840 UJ	830 UJ	850 U	860 U	950 U
4,6-Dinitro-2-methylphenol	UG/KG	850 U	840 U	830 U	850 U	860 U	950 U
N-nitrosodiphenylamine	UG/KG	350 U	350 U	340 U	350 U	350 U	390 U
4-Bromophenyl-phenylether	UG/KG	350 U	350 U	340 U	350 U	350 U	390 U
Hexachlorobenzene	UG/KG	350 U	350 U	340 U	350 U	350 U	390 U
Pentachlorophenol	UG/KG	850 U	840 U	830 U	850 UJ	860 UJ	950 UJ
Phenanthrene	UG/KG	350 U	350 U	340 U	100 J	350 U	390 U
Anthracene	UG/KG	350 U	350 U	340 U	350 U	350 U	390 U
Carbazole	UG/KG	350 U	350 U	340 U	350 U	350 U	390 U
di-n-Butylphthalate	UG/KG	350 U	350 U	340 U	60 J	140 J	120 J
Fluoranthene	UG/KG	350 U	350 U	340 U	100 J	350 U	390 U
Pyrene	UG/KG	350 U	350 U	340 U	92 J	350 U	390 U
Butyl benzyl phthalate	UG/KG	350 U	350 U	340 U	350 U	350 U	390 U
3,3'-Dichlorobenzidine	UG/KG	350 U	350 U	340 U	350 U	350 U	390 U
Benzo[a]anthracene	UG/KG	350 U	350 U	340 U	47 J	350 U	390 U
Chrysene	UG/KG	350 U	350 U	340 U	53 J	350 U	390 U
bis(2-Ethylhexyl)phthalate	UG/KG	350 U	350 U	340 U	350 U	350 U	390 U
di-n-Octylphthalate	UG/KG	350 U	350 U	340 U	350 U	350 U	390 U
Benzo[b]fluoranthene	UG/KG	350 U	350 U	340 U	40 J	350 U	390 U
Benzo[k]fluoranthene	UG/KG	350 U	350 U	340 U	38 J	350 U	390 U
Benzo[a]pyrene	UG/KG	350 U	350 U	340 U	43 J	350 U	390 U
Indeno[1,2,3-cd]pyrene	UG/KG	350 U	350 U	340 U	350 U	350 U	390 U
Dibenz[a,h]anthracene	UG/KG	350 U	350 U	340 U	350 U	350 U	390 U
Benzo[g,h,i]perylene	UG/KG	350 U	350 U	340 U	350 U	350 U	390 U

FREQUENCY OF DETECTION SUMMARY
 OPERABLE UNIT No. 11
 SITE 80 - SURFACE SOIL
 REMEDIAL INVESTIGATION CTO-0274
 MCB CAMP LEJEUNE, NORTH CAROLINA
 TCL ORGANICS

Client Sample ID:	80-SM-SB01-00	80-SM-SB02-00	80-SM-SB03-00	80-SM-SB04-00	80-SM-SB05-00	80-SM-SB06-00
Laboratory Sample ID:	AC6891	AC6893	AC6897	Q41118101	Q41118102	Q41118103
Date Sampled:	11/02/94	11/02/94	11/02/94	11/03/94	11/03/94	11/03/94

	UNITS					
PESTICIDES/PCBs						
alpha-BHC	UG/KG	1.8 U	1.8 U	1.8 U	1.8 U	2 U
beta-BHC	UG/KG	1.8 UJ	1.8 UJ	1.8 UJ	1.8 U	2 U
delta-BHC	UG/KG	1.8 U	1.8 U	1.8 U	1.8 U	2 U
Lindane (gamma-BHC)	UG/KG	1.8 U	1.8 U	1.8 U	1.8 U	2 U
Heptachlor	UG/KG	1.8 U	1.8 U	1.8 U	1.8 U	2 U
Aldrin	UG/KG	1.8 U	1.8 U	1.8 U	1.8 U	2 U
Heptachlor epoxide	UG/KG	1.8 U	1.8 U	1.8 U	1.8 U	2 U
Endosulfan I	UG/KG	1.8 U	1.8 U	1.8 U	1.8 U	2 U
Dieldrin	UG/KG	3.4 U	3.4 U	3.4 U	3.5 U	3.9 U
4,4'-DDE	UG/KG	3.4 U	3.4 U	3.4 U	0.9 J	3.9 U
Endrin	UG/KG	3.4 U	3.4 U	3.4 U	3.5 U	3.9 U
Endosulfan II	UG/KG	3.4 U	3.4 U	3.4 U	3.5 U	3.9 U
4,4'-DDD	UG/KG	3.4 U	3.4 U	3.4 U	3.5 U	3.9 U
Endosulfan sulfate	UG/KG	3.4 U	3.4 U	3.4 U	3.5 U	3.9 U
4,4'-DDT	UG/KG	3.4 U	3.4 U	3.4 U	1.3 J	3.9 U
Methoxychlor	UG/KG	18 U	18 U	18 U	18 U	20 U
Endrin ketone	UG/KG	3.4 U	3.4 U	3.4 U	3.5 U	3.9 U
Endrin aldehyde	UG/KG	3.4 U	3.4 U	3.4 U	3.5 U	3.9 U
alpha-Chlordane	UG/KG	1.8 U	1.8 U	1.8 U	1.8 U	2 U
gamma-Chlordane	UG/KG	1.8 U	1.8 U	1.8 U	1.8 U	2 U
Toxaphene	UG/KG	180 U	180 U	180 U	180 U	200 U
Aroclor 1016	UG/KG	34 U	34 U	34 U	35 U	39 U
Aroclor 1221	UG/KG	70 U	69 U	70 U	71 U	80 U
Aroclor 1232	UG/KG	34 U	34 U	34 U	35 U	39 U
Aroclor 1242	UG/KG	34 U	34 U	34 U	35 U	39 U
Aroclor 1248	UG/KG	34 U	34 U	34 U	35 U	39 U
Aroclor 1254	UG/KG	34 U	34 U	34 U	35 U	39 U
Aroclor 1260	UG/KG	34 U	34 U	34 U	35 U	39 U

FREQUENCY OF DETECTION SUMMARY
 OPERABLE UNIT No. 11
 SITE 80 - SURFACE SOIL
 REMEDIAL INVESTIGATION CTO-0274
 MCB CAMP LEJEUNE, NORTH CAROLINA
 TCL ORGANICS

Client Sample ID:	80-SM-SB07-00	80-SM-SB08-00	80-SM-SB09-00	80-SM-SB10-00	80-DPA-SB01-00	80-DPA-SB02-00
Laboratory Sample ID:	Q41118105	Q41118106	Q41118107	Q41118109	AF6787	AF6789
Date Sampled:	11/03/94	11/03/94	11/03/94	11/03/94	06/13/95	06/13/95

	UNITS						
<u>VOLATILES</u>							
Chloromethane	UG/KG	11 UJ	14 UJ	11 UJ	11 U	NA	NA
Bromomethane	UG/KG	11 UJ	14 UJ	11 UJ	11 U	NA	NA
Vinyl chloride	UG/KG	11 UJ	14 UJ	11 UJ	11 U	NA	NA
Chloroethane	UG/KG	11 U	14 U	11 U	11 U	NA	NA
Methylene chloride	UG/KG	11 U	14 U	11 U	13 U	NA	NA
Acetone	UG/KG	11 U	14 U	11 U	11 U	NA	NA
Carbon Disulfide	UG/KG	11 U	14 U	11 U	11 U	NA	NA
1,1-Dichloroethene	UG/KG	11 U	14 U	11 U	11 U	NA	NA
1,1-Dichloroethane	UG/KG	11 U	14 U	11 U	11 U	NA	NA
1,2-Dichloroethene(total)	UG/KG	11 U	14 U	11 U	11 U	NA	NA
Chloroform	UG/KG	11 U	14 U	11 U	11 U	NA	NA
1,2-Dichloroethane	UG/KG	11 U	14 U	11 U	11 U	NA	NA
2-Butanone	UG/KG	11 U	14 U	11 U	11 U	NA	NA
1,1,1-Trichloroethane	UG/KG	11 U	14 U	11 U	11 U	NA	NA
Carbon tetrachloride	UG/KG	11 U	14 U	11 U	11 U	NA	NA
Bromodichloromethane	UG/KG	11 U	14 U	11 U	11 U	NA	NA
1,2-Dichloropropane	UG/KG	11 U	14 U	11 U	11 U	NA	NA
cis-1,3-Dichloropropene	UG/KG	11 U	14 U	11 U	11 U	NA	NA
Trichloroethene	UG/KG	11 U	14 U	11 U	11 U	NA	NA
Dibromochloromethane	UG/KG	11 U	14 U	11 U	11 U	NA	NA
1,1,2-Trichloroethane	UG/KG	11 U	14 U	11 U	11 UJ	NA	NA
Benzene	UG/KG	11 U	14 U	11 U	11 U	NA	NA
trans-1,3-Dichloropropene	UG/KG	11 U	14 U	11 U	11 U	NA	NA
Bromoform	UG/KG	11 U	14 U	11 U	11 UJ	NA	NA
4-Methyl-2-pentanone	UG/KG	11 U	14 U	11 U	11 UJ	NA	NA
2-Hexanone	UG/KG	11 U	14 U	11 U	11 UJ	NA	NA
Tetrachloroethene	UG/KG	11 U	14 U	11 U	11 U	NA	NA
1,1,2,2-Tetrachloroethane	UG/KG	11 U	14 U	11 U	11 UJ	NA	NA
Toluene	UG/KG	11 U	14 U	11 U	11 U	NA	NA
Chlorobenzene	UG/KG	11 U	14 U	11 U	11 U	NA	NA
Ethylbenzene	UG/KG	11 U	14 U	11 U	11 U	NA	NA
Styrene	UG/KG	11 U	14 U	11 U	11 U	NA	NA
Xylenes (total)	UG/KG	11 U	14 U	11 U	11 U	NA	NA

FREQUENCY OF DETECTION SUMMARY
 OPERABLE UNIT No. 11
 SITE 80 - SURFACE SOIL
 REMEDIAL INVESTIGATION CTO-0274
 MCB CAMP LEJEUNE, NORTH CAROLINA
 TCL ORGANICS

Client Sample ID:	80-SM-SB07-00	80-SM-SB08-00	80-SM-SB09-00	80-SM-SB10-00	80-DPA-SB01-00	80-DPA-SB02-00
Laboratory Sample ID:	Q41118105	Q41118106	Q41118107	Q41118109	AF6787	AF6789
Date Sampled:	11/03/94	11/03/94	11/03/94	11/03/94	06/13/95	06/13/95

	UNITS						
<u>SEMIVOLATILES</u>							
Phenol	UG/KG	350 U	440 U	350 U	360 U	NA	NA
bis(2-Chloroethyl) ether	UG/KG	350 U	440 U	350 U	360 U	NA	NA
2-Chlorophenol	UG/KG	350 U	440 U	350 U	360 U	NA	NA
1,3-Dichlorobenzene	UG/KG	350 U	440 U	350 U	360 U	NA	NA
1,4-Dichlorobenzene	UG/KG	350 U	440 U	350 U	360 U	NA	NA
1,2-Dichlorobenzene	UG/KG	350 U	440 U	350 U	360 U	NA	NA
2-Methylphenol	UG/KG	350 U	440 U	350 U	360 U	NA	NA
2,2'-oxybis-(1-chloropropane)	UG/KG	350 U	440 U	350 U	360 U	NA	NA
4-Methylphenol	UG/KG	350 U	440 U	350 U	360 U	NA	NA
N-Nitroso-di-n-propylamine	UG/KG	350 U	440 U	350 U	360 U	NA	NA
Hexachloroethane	UG/KG	350 U	440 U	350 U	360 U	NA	NA
Nitrobenzene	UG/KG	350 U	440 U	350 U	360 U	NA	NA
Isophorone	UG/KG	350 U	440 U	350 U	360 U	NA	NA
2-Nitrophenol	UG/KG	350 U	440 U	350 U	360 U	NA	NA
2,4-Dimethylphenol	UG/KG	350 U	440 U	350 U	360 U	NA	NA
bis(2-Chloroethoxy) methane	UG/KG	350 U	440 U	350 U	360 U	NA	NA
2,4-Dichlorophenol	UG/KG	350 U	440 U	350 U	360 U	NA	NA
1,2,4-Trichlorobenzene	UG/KG	350 U	440 U	350 U	360 U	NA	NA
Naphthalene	UG/KG	350 U	440 U	350 U	360 U	NA	NA
4-Chloroaniline	UG/KG	350 U	440 U	350 U	360 U	NA	NA
Hexachlorobutadiene	UG/KG	350 U	440 U	350 U	360 U	NA	NA
4-Chloro-3-methylphenol	UG/KG	350 U	440 U	350 U	360 U	NA	NA
2-Methylnaphthalene	UG/KG	350 U	440 U	350 U	360 U	NA	NA
Hexachlorocyclopentadiene	UG/KG	350 U	440 U	350 U	360 U	NA	NA
2,4,6-Trichlorophenol	UG/KG	350 U	440 U	350 U	360 U	NA	NA
2,4,5-Trichlorophenol	UG/KG	840 U	1100 U	860 U	880 U	NA	NA
2-Chloronaphthalene	UG/KG	350 U	440 U	350 U	360 U	NA	NA
2-Nitroaniline	UG/KG	840 U	1100 U	860 U	880 U	NA	NA
Dimethyl phthalate	UG/KG	350 U	440 U	350 U	360 U	NA	NA
Acenaphthylene	UG/KG	350 U	440 U	350 U	360 U	NA	NA
2,6-Dinitrotoluene	UG/KG	350 U	440 U	350 U	360 U	NA	NA
3-Nitroaniline	UG/KG	840 U	1100 U	860 U	880 U	NA	NA
Acenaphthene	UG/KG	350 U	440 U	350 U	360 U	NA	NA

FREQUENCY OF DETECTION SUMMARY
 OPERABLE UNIT No. 11
 SITE 80 - SURFACE SOIL
 REMEDIAL INVESTIGATION CTO-0274
 MCB CAMP LEJEUNE, NORTH CAROLINA
 TCL ORGANICS

Client Sample ID:	80-SM-SB07-00	80-SM-SB08-00	80-SM-SB09-00	80-SM-SB10-00	80-DPA-SB01-00	80-DPA-SB02-00
Laboratory Sample ID:	Q41118105	Q41118106	Q41118107	Q41118109	AF6787	AF6789
Date Sampled:	11/03/94	11/03/94	11/03/94	11/03/94	06/13/95	06/13/95

	UNITS					
<u>SEMIVOLATILES Cont.</u>						
2,4-Dinitrophenol	UG/KG	840 U	1100 U	860 U	880 UJ	NA
4-Nitrophenol	UG/KG	840 U	1100 U	860 U	880 U	NA
Dibenzofuran	UG/KG	350 U	440 U	350 U	360 U	NA
2,4-Dinitrotoluene	UG/KG	350 U	440 U	350 U	360 U	NA
Diethylphthalate	UG/KG	350 U	440 U	350 U	360 U	NA
4-Chlorophenyl phenyl ether	UG/KG	350 U	440 U	350 U	360 U	NA
Fluorene	UG/KG	350 U	440 U	350 U	360 U	NA
4-Nitroaniline	UG/KG	840 U	1100 U	860 U	880 U	NA
4,6-Dinitro-2-methylphenol	UG/KG	840 U	1100 U	860 U	880 U	NA
N-nitrosodiphenylamine	UG/KG	350 U	440 U	350 U	360 U	NA
4-Bromophenyl-phenylether	UG/KG	350 U	440 U	350 U	360 U	NA
Hexachlorobenzene	UG/KG	350 U	440 U	350 U	360 U	NA
Pentachlorophenol	UG/KG	840 U	1100 U	860 U	880 UJ	NA
Phenanthrene	UG/KG	350 U	440 U	350 U	360 U	NA
Anthracene	UG/KG	350 U	440 U	350 U	360 U	NA
Carbazole	UG/KG	350 U	440 U	350 U	360 U	NA
di-n-Butylphthalate	UG/KG	86 J	79 J	110 J	120 J	NA
Fluoranthene	UG/KG	350 U	440 U	350 U	360 U	NA
Pyrene	UG/KG	350 U	440 U	350 U	360 U	NA
Butyl benzyl phthalate	UG/KG	350 U	440 U	350 U	360 U	NA
3,3'-Dichlorobenzidine	UG/KG	350 U	440 U	350 U	360 U	NA
Benzo[a]anthracene	UG/KG	350 U	440 U	350 U	360 U	NA
Chrysene	UG/KG	350 U	440 U	350 U	360 U	NA
bis(2-Ethylhexyl)phthalate	UG/KG	350 U	440 U	350 U	38 J	NA
di-n-Octylphthalate	UG/KG	350 U	440 U	350 U	360 U	NA
Benzo[b]fluoranthene	UG/KG	350 U	440 U	350 U	360 U	NA
Benzo[k]fluoranthene	UG/KG	350 U	440 U	350 U	360 U	NA
Benzo[a]pyrene	UG/KG	350 U	440 U	350 U	360 U	NA
Indeno[1,2,3-cd]pyrene	UG/KG	350 U	440 U	350 U	360 U	NA
Dibenz[a,h]anthracene	UG/KG	350 U	440 U	350 U	360 U	NA
Benzo[g,h,i]perylene	UG/KG	350 U	440 U	350 U	360 U	NA

FREQUENCY OF DETECTION SUMMARY
 OPERABLE UNIT No. 11
 SITE 80 - SURFACE SOIL
 REMEDIAL INVESTIGATION CTO-0274
 MCB CAMP LEJEUNE, NORTH CAROLINA
 TCL ORGANICS

Client Sample ID:	80-SM-SB07-00	80-SM-SB08-00	80-SM-SB09-00	80-SM-SB10-00	80-DPA-SB01-00	80-DPA-SB02-00
Laboratory Sample ID:	Q41118105	Q41118106	Q41118107	Q41118109	AF6787	AF6789
Date Sampled:	11/03/94	11/03/94	11/03/94	11/03/94	06/13/95	06/13/95

	UNITS						
<u>PESTICIDES/PCBs</u>							
alpha-BHC	UG/KG	1.8 U	2.3 U	1.8 U	1.9 U	1000 U	10 U
beta-BHC	UG/KG	1.8 U	2.3 U	1.8 U	1.9 U	1000 U	10 U
delta-BHC	UG/KG	1.8 U	2.3 U	1.8 U	1.9 U	1000 U	10 U
Lindane (gamma-BHC)	UG/KG	1.8 U	2.3 U	1.8 U	1.9 U	1000 U	10 U
Heptachlor	UG/KG	1.8 U	2.3 U	1.8 U	1.9 U	1000 U	10 U
Aldrin	UG/KG	1.8 U	2.3 U	1.8 U	1.9 U	1000 U	10 U
Heptachlor epoxide	UG/KG	1.8 U	2.3 U	1.8 U	1.9 U	1000 U	10 U
Endosulfan I	UG/KG	1.8 U	2.3 U	1.8 U	1.9 U	1000 U	10 U
Dieldrin	UG/KG	3.5 U	1.1 J	3.5 U	2 J	2000 U	63
4,4'-DDE	UG/KG	3.5 U	2.7 J	3.5 U	2.9 J	2000 U	130
Endrin	UG/KG	3.5 U	4.4 U	3.5 U	3.6 U	2000 U	19 U
Endosulfan II	UG/KG	3.5 U	4.4 U	3.5 U	3.6 U	2000 U	19 U
4,4'-DDD	UG/KG	3.5 U	1.7 J	3.5 U	1.5 J	130000	1300
Endosulfan sulfate	UG/KG	3.5 U	4.4 U	3.5 U	3.6 U	2000 U	19 U
4,4'-DDT	UG/KG	3.5 U	1.5 J	3.5 U	3.6 U	8400	100
Methoxychlor	UG/KG	18 U	23 U	18 U	19 U	10000 U	100 U
Endrin ketone	UG/KG	3.5 U	4.4 U	3.5 U	3.6 U	2000 U	19 U
Endrin aldehyde	UG/KG	3.5 U	4.4 U	3.5 U	3.6 U	2000 U	19 U
alpha-Chlordane	UG/KG	0.82 J	2.3 U	1.8 U	1.9 U	1000 U	10 U
gamma-Chlordane	UG/KG	1.8 U	2.3 U	1.8 U	1.9 U	1000 U	10 U
Toxaphene	UG/KG	180 U	230 U	180 U	190 U	100000 U	1000 U
Aroclor 1016	UG/KG	35 U	44 U	35 U	36 U	NA	NA
Aroclor 1221	UG/KG	70 U	89 U	72 U	74 U	NA	NA
Aroclor 1232	UG/KG	35 U	44 U	35 U	36 U	NA	NA
Aroclor 1242	UG/KG	35 U	44 U	35 U	36 U	NA	NA
Aroclor 1248	UG/KG	35 U	44 U	35 U	36 U	NA	NA
Aroclor 1254	UG/KG	35 U	44 U	35 U	36 U	NA	NA
Aroclor 1260	UG/KG	35 U	44 U	35 U	36 U	NA	NA

FREQUENCY OF DETECTION SUMMARY
 OPERABLE UNIT No. 11
 SITE 80 - SURFACE SOIL
 REMEDIAL INVESTIGATION CTO-0274
 MCB CAMP LEJEUNE, NORTH CAROLINA
 TCL ORGANICS

Client Sample ID:	80-DPA-SB03-00	80-DPA-SB04-00	80-DPA-SB05-00	80-DPA-SB06-00	80-DPA-SB07-00	80-DPA-SB08-00
Laboratory Sample ID:	AF6790	AF6793	AF7014	AF7016	AF7018	AF6799
Date Sampled:	06/13/95	06/13/95	06/14/95	06/14/95	06/14/95	06/13/95

	UNITS						
<u>VOLATILES</u>							
Chloromethane	UG/KG	NA	NA	NA	NA	NA	NA
Bromomethane	UG/KG	NA	NA	NA	NA	NA	NA
Vinyl chloride	UG/KG	NA	NA	NA	NA	NA	NA
Chloroethane	UG/KG	NA	NA	NA	NA	NA	NA
Methylene chloride	UG/KG	NA	NA	NA	NA	NA	NA
Acetone	UG/KG	NA	NA	NA	NA	NA	NA
Carbon Disulfide	UG/KG	NA	NA	NA	NA	NA	NA
1,1-Dichloroethene	UG/KG	NA	NA	NA	NA	NA	NA
1,1-Dichloroethane	UG/KG	NA	NA	NA	NA	NA	NA
1,2-Dichloroethene(total)	UG/KG	NA	NA	NA	NA	NA	NA
Chloroform	UG/KG	NA	NA	NA	NA	NA	NA
1,2-Dichloroethane	UG/KG	NA	NA	NA	NA	NA	NA
2-Butanone	UG/KG	NA	NA	NA	NA	NA	NA
1,1,1-Trichloroethane	UG/KG	NA	NA	NA	NA	NA	NA
Carbon tetrachloride	UG/KG	NA	NA	NA	NA	NA	NA
Bromodichloromethane	UG/KG	NA	NA	NA	NA	NA	NA
1,2-Dichloropropane	UG/KG	NA	NA	NA	NA	NA	NA
cis-1,3-Dichloropropene	UG/KG	NA	NA	NA	NA	NA	NA
Trichloroethene	UG/KG	NA	NA	NA	NA	NA	NA
Dibromochloromethane	UG/KG	NA	NA	NA	NA	NA	NA
1,1,2-Trichloroethane	UG/KG	NA	NA	NA	NA	NA	NA
Benzene	UG/KG	NA	NA	NA	NA	NA	NA
trans-1,3-Dichloropropene	UG/KG	NA	NA	NA	NA	NA	NA
Bromoform	UG/KG	NA	NA	NA	NA	NA	NA
4-Methyl-2-pentanone	UG/KG	NA	NA	NA	NA	NA	NA
2-Hexanone	UG/KG	NA	NA	NA	NA	NA	NA
Tetrachloroethene	UG/KG	NA	NA	NA	NA	NA	NA
1,1,2,2-Tetrachloroethane	UG/KG	NA	NA	NA	NA	NA	NA
Toluene	UG/KG	NA	NA	NA	NA	NA	NA
Chlorobenzene	UG/KG	NA	NA	NA	NA	NA	NA
Ethylbenzene	UG/KG	NA	NA	NA	NA	NA	NA
Styrene	UG/KG	NA	NA	NA	NA	NA	NA
Xylenes (total)	UG/KG	NA	NA	NA	NA	NA	NA

FREQUENCY OF DETECTION SUMMARY
 OPERABLE UNIT No. 11
 SITE 80 - SURFACE SOIL
 REMEDIAL INVESTIGATION CTO-0274
 MCB CAMP LEJEUNE, NORTH CAROLINA
 TCL ORGANICS

Client Sample ID:	80-DPA-SB03-00	80-DPA-SB04-00	80-DPA-SB05-00	80-DPA-SB06-00	80-DPA-SB07-00	80-DPA-SB08-00
Laboratory Sample ID:	AF6790	AF6793	AF7014	AF7016	AF7018	AF6799
Date Sampled:	06/13/95	06/13/95	06/14/95	06/14/95	06/14/95	06/13/95

	UNITS					
<u>SEMIVOLATILES</u>						
Phenol	UG/KG	NA	NA	NA	NA	NA
bis(2-Chloroethyl) ether	UG/KG	NA	NA	NA	NA	NA
2-Chlorophenol	UG/KG	NA	NA	NA	NA	NA
1,3-Dichlorobenzene	UG/KG	NA	NA	NA	NA	NA
1,4-Dichlorobenzene	UG/KG	NA	NA	NA	NA	NA
1,2-Dichlorobenzene	UG/KG	NA	NA	NA	NA	NA
2-Methylphenol	UG/KG	NA	NA	NA	NA	NA
2,2'-oxybis-(1-chloropropane)	UG/KG	NA	NA	NA	NA	NA
4-Methylphenol	UG/KG	NA	NA	NA	NA	NA
N-Nitroso-di-n-propylamine	UG/KG	NA	NA	NA	NA	NA
Hexachloroethane	UG/KG	NA	NA	NA	NA	NA
Nitrobenzene	UG/KG	NA	NA	NA	NA	NA
Isophorone	UG/KG	NA	NA	NA	NA	NA
2-Nitrophenol	UG/KG	NA	NA	NA	NA	NA
2,4-Dimethylphenol	UG/KG	NA	NA	NA	NA	NA
bis(2-Chloroethoxy) methane	UG/KG	NA	NA	NA	NA	NA
2,4-Dichlorophenol	UG/KG	NA	NA	NA	NA	NA
1,2,4-Trichlorobenzene	UG/KG	NA	NA	NA	NA	NA
Naphthalene	UG/KG	NA	NA	NA	NA	NA
4-Chloroaniline	UG/KG	NA	NA	NA	NA	NA
Hexachlorobutadiene	UG/KG	NA	NA	NA	NA	NA
4-Chloro-3-methylphenol	UG/KG	NA	NA	NA	NA	NA
2-Methylnaphthalene	UG/KG	NA	NA	NA	NA	NA
Hexachlorocyclopentadiene	UG/KG	NA	NA	NA	NA	NA
2,4,6-Trichlorophenol	UG/KG	NA	NA	NA	NA	NA
2,4,5-Trichlorophenol	UG/KG	NA	NA	NA	NA	NA
2-Chloronaphthalene	UG/KG	NA	NA	NA	NA	NA
2-Nitroaniline	UG/KG	NA	NA	NA	NA	NA
Dimethyl phthalate	UG/KG	NA	NA	NA	NA	NA
Acenaphthylene	UG/KG	NA	NA	NA	NA	NA
2,6-Dinitrotoluene	UG/KG	NA	NA	NA	NA	NA
3-Nitroaniline	UG/KG	NA	NA	NA	NA	NA
Acenaphthene	UG/KG	NA	NA	NA	NA	NA

FREQUENCY OF DETECTION SUMMARY
 OPERABLE UNIT No. 11
 SITE 80 - SURFACE SOIL
 REMEDIAL INVESTIGATION CTO-0274
 MCB CAMP LEJEUNE, NORTH CAROLINA
 TCL ORGANICS

Client Sample ID:	80-DPA-SB03-00	80-DPA-SB04-00	80-DPA-SB05-00	80-DPA-SB06-00	80-DPA-SB07-00	80-DPA-SB08-00
Laboratory Sample ID:	AF6790	AF6793	AF7014	AF7016	AF7018	AF6799
Date Sampled:	06/13/95	06/13/95	06/14/95	06/14/95	06/14/95	06/13/95

	UNITS					
<u>SEMIVOLATILES Cont.</u>						
2,4-Dinitrophenol	UG/KG	NA	NA	NA	NA	NA
4-Nitrophenol	UG/KG	NA	NA	NA	NA	NA
Dibenzofuran	UG/KG	NA	NA	NA	NA	NA
2,4-Dinitrotoluene	UG/KG	NA	NA	NA	NA	NA
Diethylphthalate	UG/KG	NA	NA	NA	NA	NA
4-Chlorophenyl phenyl ether	UG/KG	NA	NA	NA	NA	NA
Fluorene	UG/KG	NA	NA	NA	NA	NA
4-Nitroaniline	UG/KG	NA	NA	NA	NA	NA
4,6-Dinitro-2-methylphenol	UG/KG	NA	NA	NA	NA	NA
N-nitrosodiphenylamine	UG/KG	NA	NA	NA	NA	NA
4-Bromophenyl-phenylether	UG/KG	NA	NA	NA	NA	NA
Hexachlorobenzene	UG/KG	NA	NA	NA	NA	NA
Pentachlorophenol	UG/KG	NA	NA	NA	NA	NA
Phenanthrene	UG/KG	NA	NA	NA	NA	NA
Anthracene	UG/KG	NA	NA	NA	NA	NA
Carbazole	UG/KG	NA	NA	NA	NA	NA
di-n-Butylphthalate	UG/KG	NA	NA	NA	NA	NA
Fluoranthene	UG/KG	NA	NA	NA	NA	NA
Pyrene	UG/KG	NA	NA	NA	NA	NA
Butyl benzyl phthalate	UG/KG	NA	NA	NA	NA	NA
3,3'-Dichlorobenzidine	UG/KG	NA	NA	NA	NA	NA
Benzo[a]anthracene	UG/KG	NA	NA	NA	NA	NA
Chrysene	UG/KG	NA	NA	NA	NA	NA
bis(2-Ethylhexyl)phthalate	UG/KG	NA	NA	NA	NA	NA
di-n-Octylphthalate	UG/KG	NA	NA	NA	NA	NA
Benzo[b]fluoranthene	UG/KG	NA	NA	NA	NA	NA
Benzo[k]fluoranthene	UG/KG	NA	NA	NA	NA	NA
Benzo[a]pyrene	UG/KG	NA	NA	NA	NA	NA
Indeno[1,2,3-cd]pyrene	UG/KG	NA	NA	NA	NA	NA
Dibenz[a,h]anthracene	UG/KG	NA	NA	NA	NA	NA
Benzo[g,h,i]perylene	UG/KG	NA	NA	NA	NA	NA

FREQUENCY OF DETECTION SUMMARY
 OPERABLE UNIT No. 11
 SITE 80 - SURFACE SOIL
 REMEDIAL INVESTIGATION CTO-0274
 MCB CAMP LEJEUNE, NORTH CAROLINA
 TCL ORGANICS

Client Sample ID:	80-DPA-SB03-00	80-DPA-SB04-00	80-DPA-SB05-00	80-DPA-SB06-00	80-DPA-SB07-00	80-DPA-SB08-00
Laboratory Sample ID:	AF6790	AF6793	AF7014	AF7016	AF7018	AF6799
Date Sampled:	06/13/95	06/13/95	06/14/95	06/14/95	06/14/95	06/13/95

	UNITS						
<u>PESTICIDES/PCBs</u>							
alpha-BHC	UG/KG	1100 U	1.8 U	2.2 U	46 U	66 U	2 U
beta-BHC	UG/KG	1100 U	1.8 U	2.2 U	46 U	66 U	2 U
delta-BHC	UG/KG	1100 U	1.8 U	2.2 U	46 U	66 U	2 U
Lindane (gamma-BHC)	UG/KG	1100 U	1.8 U	2.2 U	46 U	66 U	2 U
Heptachlor	UG/KG	1100 U	1.8 U	2.2 U	46 U	66 U	2 U
Aldrin	UG/KG	1100 U	1.8 U	2.2 U	46 U	66 U	2 U
Heptachlor epoxide	UG/KG	1100 U	1.8 U	9.9	46 U	66 U	2 U
Endosulfan I	UG/KG	1100 U	1.8 U	2.2 U	46 U	66 U	2 U
Dieldrin	UG/KG	2100 U	30 J	590	1700	800	43 J
4,4'-DDE	UG/KG	2100 U	140	240	510	600	180
Endrin	UG/KG	2100 U	3.4 U	4.2 U	90 U	130 U	3.9 U
Endosulfan II	UG/KG	2100 U	3.4 U	4.2 U	90 U	130 U	3.9 U
4,4'-DDD	UG/KG	260000	13 J	420 J	8400 J	10000 J	64 J
Endosulfan sulfate	UG/KG	2100 U	3.4 U	4.2 U	90 U	130 U	3.9 U
4,4'-DDT	UG/KG	29000	100	400	1200	5500	220 J
Methoxychlor	UG/KG	11000 U	18 U	22 U	460 U	660 U	20 U
Endrin ketone	UG/KG	2100 U	3.4 U	4.2 U	90 U	130 U	3.9 U
Endrin aldehyde	UG/KG	2100 U	3.4 U	5.2 J	90 U	130 U	3.9 U
alpha-Chlordane	UG/KG	1100 U	11 J	130 J	130	100 J	42 J
gamma-Chlordane	UG/KG	1100 U	11	33 J	46 U	66 U	45 J
Toxaphene	UG/KG	110000 U	180 U	220 U	4600 U	6600 U	200 U
Aroclor 1016	UG/KG	NA	NA	NA	NA	NA	NA
Aroclor 1221	UG/KG	NA	NA	NA	NA	NA	NA
Aroclor 1232	UG/KG	NA	NA	NA	NA	NA	NA
Aroclor 1242	UG/KG	NA	NA	NA	NA	NA	NA
Aroclor 1248	UG/KG	NA	NA	NA	NA	NA	NA
Aroclor 1254	UG/KG	NA	NA	NA	NA	NA	NA
Aroclor 1260	UG/KG	NA	NA	NA	NA	NA	NA

FREQUENCY OF DETECTION SUMMARY
 OPERABLE UNIT No. 11
 SITE 80 - SURFACE SOIL
 REMEDIAL INVESTIGATION CTO-0274
 MCB CAMP LEJEUNE, NORTH CAROLINA
 TCL ORGANICS

Client Sample ID:	80-DPA-SB09-00	80-DPA-SB10-00	80-DPA-SB11-00	80-DPA-SB12-00	80-DPA-SB13-00	80-DPA-SB14-00
Laboratory Sample ID:	AF7022	AF7019	AF7020	AF7314	AF6802	AF7021
Date Sampled:	06/14/95	06/14/95	06/14/95	06/18/95	06/14/95	06/14/95

	UNITS						
<u>VOLATILES</u>							
Chloromethane	UG/KG	NA	NA	NA	NA	NA	NA
Bromomethane	UG/KG	NA	NA	NA	NA	NA	NA
Vinyl chloride	UG/KG	NA	NA	NA	NA	NA	NA
Chloroethane	UG/KG	NA	NA	NA	NA	NA	NA
Methylene chloride	UG/KG	NA	NA	NA	NA	NA	NA
Acetone	UG/KG	NA	NA	NA	NA	NA	NA
Carbon Disulfide	UG/KG	NA	NA	NA	NA	NA	NA
1,1-Dichloroethene	UG/KG	NA	NA	NA	NA	NA	NA
1,1-Dichloroethane	UG/KG	NA	NA	NA	NA	NA	NA
1,2-Dichloroethene(total)	UG/KG	NA	NA	NA	NA	NA	NA
Chloroform	UG/KG	NA	NA	NA	NA	NA	NA
1,2-Dichloroethane	UG/KG	NA	NA	NA	NA	NA	NA
2-Butanone	UG/KG	NA	NA	NA	NA	NA	NA
1,1,1-Trichloroethane	UG/KG	NA	NA	NA	NA	NA	NA
Carbon tetrachloride	UG/KG	NA	NA	NA	NA	NA	NA
Bromodichloromethane	UG/KG	NA	NA	NA	NA	NA	NA
1,2-Dichloropropane	UG/KG	NA	NA	NA	NA	NA	NA
cis-1,3-Dichloropropene	UG/KG	NA	NA	NA	NA	NA	NA
Trichloroethene	UG/KG	NA	NA	NA	NA	NA	NA
Dibromochloromethane	UG/KG	NA	NA	NA	NA	NA	NA
1,1,2-Trichloroethane	UG/KG	NA	NA	NA	NA	NA	NA
Benzene	UG/KG	NA	NA	NA	NA	NA	NA
trans-1,3-Dichloropropene	UG/KG	NA	NA	NA	NA	NA	NA
Bromoform	UG/KG	NA	NA	NA	NA	NA	NA
4-Methyl-2-pentanone	UG/KG	NA	NA	NA	NA	NA	NA
2-Hexanone	UG/KG	NA	NA	NA	NA	NA	NA
Tetrachloroethene	UG/KG	NA	NA	NA	NA	NA	NA
1,1,2,2-Tetrachloroethane	UG/KG	NA	NA	NA	NA	NA	NA
Toluene	UG/KG	NA	NA	NA	NA	NA	NA
Chlorobenzene	UG/KG	NA	NA	NA	NA	NA	NA
Ethylbenzene	UG/KG	NA	NA	NA	NA	NA	NA
Styrene	UG/KG	NA	NA	NA	NA	NA	NA
Xylenes (total)	UG/KG	NA	NA	NA	NA	NA	NA

FREQUENCY OF DETECTION SUMMARY
 OPERABLE UNIT No. 11
 SITE 80 - SURFACE SOIL
 REMEDIAL INVESTIGATION CTO-0274
 MCB CAMP LEJEUNE, NORTH CAROLINA
 TCL ORGANICS

Client Sample ID:	80-DPA-SB09-00	80-DPA-SB10-00	80-DPA-SB11-00	80-DPA-SB12-00	80-DPA-SB13-00	80-DPA-SB14-00
Laboratory Sample ID:	AF7022	AF7019	AF7020	AF7314	AF6802	AF7021
Date Sampled:	06/14/95	06/14/95	06/14/95	06/18/95	06/14/95	06/14/95

	UNITS					
<u>SEMIVOLATILES</u>						
Phenol	UG/KG	NA	NA	NA	NA	NA
bis(2-Chloroethyl) ether	UG/KG	NA	NA	NA	NA	NA
2-Chlorophenol	UG/KG	NA	NA	NA	NA	NA
1,3-Dichlorobenzene	UG/KG	NA	NA	NA	NA	NA
1,4-Dichlorobenzene	UG/KG	NA	NA	NA	NA	NA
1,2-Dichlorobenzene	UG/KG	NA	NA	NA	NA	NA
2-Methylphenol	UG/KG	NA	NA	NA	NA	NA
2,2'-oxybis-(1-chloropropane)	UG/KG	NA	NA	NA	NA	NA
4-Methylphenol	UG/KG	NA	NA	NA	NA	NA
N-Nitroso-di-n-propylamine	UG/KG	NA	NA	NA	NA	NA
Hexachloroethane	UG/KG	NA	NA	NA	NA	NA
Nitrobenzene	UG/KG	NA	NA	NA	NA	NA
Isophorone	UG/KG	NA	NA	NA	NA	NA
2-Nitrophenol	UG/KG	NA	NA	NA	NA	NA
2,4-Dimethylphenol	UG/KG	NA	NA	NA	NA	NA
bis(2-Chloroethoxy) methane	UG/KG	NA	NA	NA	NA	NA
2,4-Dichlorophenol	UG/KG	NA	NA	NA	NA	NA
1,2,4-Trichlorobenzene	UG/KG	NA	NA	NA	NA	NA
Naphthalene	UG/KG	NA	NA	NA	NA	NA
4-Chloroaniline	UG/KG	NA	NA	NA	NA	NA
Hexachlorobutadiene	UG/KG	NA	NA	NA	NA	NA
4-Chloro-3-methylphenol	UG/KG	NA	NA	NA	NA	NA
2-Methylnaphthalene	UG/KG	NA	NA	NA	NA	NA
Hexachlorocyclopentadiene	UG/KG	NA	NA	NA	NA	NA
2,4,6-Trichlorophenol	UG/KG	NA	NA	NA	NA	NA
2,4,5-Trichlorophenol	UG/KG	NA	NA	NA	NA	NA
2-Chloronaphthalene	UG/KG	NA	NA	NA	NA	NA
2-Nitroaniline	UG/KG	NA	NA	NA	NA	NA
Dimethyl phthalate	UG/KG	NA	NA	NA	NA	NA
Acenaphthylene	UG/KG	NA	NA	NA	NA	NA
2,6-Dinitrotoluene	UG/KG	NA	NA	NA	NA	NA
3-Nitroaniline	UG/KG	NA	NA	NA	NA	NA
Acenaphthene	UG/KG	NA	NA	NA	NA	NA

FREQUENCY OF DETECTION SUMMARY
 OPERABLE UNIT No. 11
 SITE 80 - SURFACE SOIL
 REMEDIAL INVESTIGATION CTO-0274
 MCB CAMP LEJEUNE, NORTH CAROLINA
 TCL ORGANICS

Client Sample ID:	80-DPA-SB09-00	80-DPA-SB10-00	80-DPA-SB11-00	80-DPA-SB12-00	80-DPA-SB13-00	80-DPA-SB14-00
Laboratory Sample ID:	AF7022	AF7019	AF7020	AF7314	AF6802	AF7021
Date Sampled:	06/14/95	06/14/95	06/14/95	06/18/95	06/14/95	06/14/95

	<u>UNITS</u>						
<u>SEMIVOLATILES Cont.</u>							
2,4-Dinitrophenol	UG/KG	NA	NA	NA	NA	NA	NA
4-Nitrophenol	UG/KG	NA	NA	NA	NA	NA	NA
Dibenzofuran	UG/KG	NA	NA	NA	NA	NA	NA
2,4-Dinitrotoluene	UG/KG	NA	NA	NA	NA	NA	NA
Diethylphthalate	UG/KG	NA	NA	NA	NA	NA	NA
4-Chlorophenyl phenyl ether	UG/KG	NA	NA	NA	NA	NA	NA
Fluorene	UG/KG	NA	NA	NA	NA	NA	NA
4-Nitroaniline	UG/KG	NA	NA	NA	NA	NA	NA
4,6-Dinitro-2-methylphenol	UG/KG	NA	NA	NA	NA	NA	NA
N-nitrosodiphenylamine	UG/KG	NA	NA	NA	NA	NA	NA
4-Bromophenyl-phenylether	UG/KG	NA	NA	NA	NA	NA	NA
Hexachlorobenzene	UG/KG	NA	NA	NA	NA	NA	NA
Pentachlorophenol	UG/KG	NA	NA	NA	NA	NA	NA
Phenanthrene	UG/KG	NA	NA	NA	NA	NA	NA
Anthracene	UG/KG	NA	NA	NA	NA	NA	NA
Carbazole	UG/KG	NA	NA	NA	NA	NA	NA
di-n-Butylphthalate	UG/KG	NA	NA	NA	NA	NA	NA
Fluoranthene	UG/KG	NA	NA	NA	NA	NA	NA
Pyrene	UG/KG	NA	NA	NA	NA	NA	NA
Butyl benzyl phthalate	UG/KG	NA	NA	NA	NA	NA	NA
3,3'-Dichlorobenzidine	UG/KG	NA	NA	NA	NA	NA	NA
Benzo[a]anthracene	UG/KG	NA	NA	NA	NA	NA	NA
Chrysene	UG/KG	NA	NA	NA	NA	NA	NA
bis(2-Ethylhexyl)phthalate	UG/KG	NA	NA	NA	NA	NA	NA
di-n-Octylphthalate	UG/KG	NA	NA	NA	NA	NA	NA
Benzo[b]fluoranthene	UG/KG	NA	NA	NA	NA	NA	NA
Benzo[k]fluoranthene	UG/KG	NA	NA	NA	NA	NA	NA
Benzo[a]pyrene	UG/KG	NA	NA	NA	NA	NA	NA
Indeno[1,2,3-cd]pyrene	UG/KG	NA	NA	NA	NA	NA	NA
Dibenz[a,h]anthracene	UG/KG	NA	NA	NA	NA	NA	NA
Benzo[g,h,i]perylene	UG/KG	NA	NA	NA	NA	NA	NA

FREQUENCY OF DETECTION SUMMARY
 OPERABLE UNIT No. 11
 SITE 80 - SURFACE SOIL
 REMEDIAL INVESTIGATION CTO-0274
 MCB CAMP LEJEUNE, NORTH CAROLINA
 TCL ORGANICS

Client Sample ID:	80-DPA-SB09-00	80-DPA-SB10-00	80-DPA-SB11-00	80-DPA-SB12-00	80-DPA-SB13-00	80-DPA-SB14-00
Laboratory Sample ID:	AF7022	AF7019	AF7020	AF7314	AF6802	AF7021
Date Sampled:	06/14/95	06/14/95	06/14/95	06/18/95	06/14/95	06/14/95

	UNITS						
<u>PESTICIDES/PCBs</u>							
alpha-BHC	UG/KG	9.9 U	44 U	2.2 U	1.8 U	2.1 U	11 U
beta-BHC	UG/KG	9.9 U	44 U	2.2 U	1.8 U	2.1 U	11 U
delta-BHC	UG/KG	9.9 U	44 U	2.2 U	1.8 U	2.1 J	11 U
Lindane (gamma-BHC)	UG/KG	9.9 U	44 U	2.2 U	1.8 U	2.1 U	11 U
Heptachlor	UG/KG	9.9 U	44 U	2.2 U	1.8 U	2.1 U	11 U
Aldrin	UG/KG	21	49	2.2 U	1.8 U	5.4	11 U
Heptachlor epoxide	UG/KG	9.9 U	44 U	2.2 U	1.8 U	2.1 U	11 U
Endosulfan I	UG/KG	9.9 U	44 U	2.2 U	1.8 U	2.1 U	11 U
Dieldrin	UG/KG	1000	5600	24	4.5	550	1400
4,4'-DDE	UG/KG	200	460	120	13	250	310
Endrin	UG/KG	19 U	85 U	4.2 U	3.5 U	4 U	22 U
Endosulfan II	UG/KG	19 U	85 U	4.2 U	3.5 U	4 U	22 U
4,4'-DDD	UG/KG	160 J	150 J	50 J	11	150	23 J
Endosulfan sulfate	UG/KG	19 U	85 U	4.2 U	3.5 U	4 U	22 U
4,4'-DDT	UG/KG	130	260	96	18	87	210
Methoxychlor	UG/KG	99 U	440 U	22 U	18 U	21 U	110 U
Endrin ketone	UG/KG	19 U	85 U	4.2 U	3.5 U	4 U	22 U
Endrin aldehyde	UG/KG	19 U	85 U	4.2 U	3.5 U	4 U	22 U
alpha-Chlordane	UG/KG	300 J	670 J	2.2 U	2.2	80 J	72 J
gamma-Chlordane	UG/KG	240	640 J	2.2 U	1.8 U	59	27 J
Toxaphene	UG/KG	990 U	4400 U	220 U	180 U	210 U	1100 U
Aroclor 1016	UG/KG	NA	NA	NA	NA	NA	NA
Aroclor 1221	UG/KG	NA	NA	NA	NA	NA	NA
Aroclor 1232	UG/KG	NA	NA	NA	NA	NA	NA
Aroclor 1242	UG/KG	NA	NA	NA	NA	NA	NA
Aroclor 1248	UG/KG	NA	NA	NA	NA	NA	NA
Aroclor 1254	UG/KG	NA	NA	NA	NA	NA	NA
Aroclor 1260	UG/KG	NA	NA	NA	NA	NA	NA

FREQUENCY OF DETECTION SUMMARY
 OPERABLE UNIT No. 11
 SITE 80 - SURFACE SOIL
 REMEDIAL INVESTIGATION CTO-0274
 MCB CAMP LEJEUNE, NORTH CAROLINA
 TCL ORGANICS

Client Sample ID:	80-DPA-SB15-00	80-DPA-SB16-00	80-DPA-SB17-00	80-DPA-SB18-00	80-DPA-SB19-00	80-DPA-SB20-00
Laboratory Sample ID:	AF7027	AF7028	AF6805	AF7029	AF7031	AF6800
Date Sampled:	06/14/95	06/14/95	06/14/95	06/14/95	06/14/95	06/14/95

	UNITS						
<u>VOLATILES</u>							
Chloromethane	UG/KG	NA	NA	NA	NA	NA	NA
Bromomethane	UG/KG	NA	NA	NA	NA	NA	NA
Vinyl chloride	UG/KG	NA	NA	NA	NA	NA	NA
Chloroethane	UG/KG	NA	NA	NA	NA	NA	NA
Methylene chloride	UG/KG	NA	NA	NA	NA	NA	NA
Acetone	UG/KG	NA	NA	NA	NA	NA	NA
Carbon Disulfide	UG/KG	NA	NA	NA	NA	NA	NA
1,1-Dichloroethene	UG/KG	NA	NA	NA	NA	NA	NA
1,1-Dichloroethane	UG/KG	NA	NA	NA	NA	NA	NA
1,2-Dichloroethene(total)	UG/KG	NA	NA	NA	NA	NA	NA
Chloroform	UG/KG	NA	NA	NA	NA	NA	NA
1,2-Dichloroethane	UG/KG	NA	NA	NA	NA	NA	NA
2-Butanone	UG/KG	NA	NA	NA	NA	NA	NA
1,1,1-Trichloroethane	UG/KG	NA	NA	NA	NA	NA	NA
Carbon tetrachloride	UG/KG	NA	NA	NA	NA	NA	NA
Bromodichloromethane	UG/KG	NA	NA	NA	NA	NA	NA
1,2-Dichloropropane	UG/KG	NA	NA	NA	NA	NA	NA
cis-1,3-Dichloropropene	UG/KG	NA	NA	NA	NA	NA	NA
Trichloroethene	UG/KG	NA	NA	NA	NA	NA	NA
Dibromochloromethane	UG/KG	NA	NA	NA	NA	NA	NA
1,1,2-Trichloroethane	UG/KG	NA	NA	NA	NA	NA	NA
Benzene	UG/KG	NA	NA	NA	NA	NA	NA
trans-1,3-Dichloropropene	UG/KG	NA	NA	NA	NA	NA	NA
Bromoform	UG/KG	NA	NA	NA	NA	NA	NA
4-Methyl-2-pentanone	UG/KG	NA	NA	NA	NA	NA	NA
2-Hexanone	UG/KG	NA	NA	NA	NA	NA	NA
Tetrachloroethene	UG/KG	NA	NA	NA	NA	NA	NA
1,1,2,2-Tetrachloroethane	UG/KG	NA	NA	NA	NA	NA	NA
Toluene	UG/KG	NA	NA	NA	NA	NA	NA
Chlorobenzene	UG/KG	NA	NA	NA	NA	NA	NA
Ethylbenzene	UG/KG	NA	NA	NA	NA	NA	NA
Styrene	UG/KG	NA	NA	NA	NA	NA	NA
Xylenes (total)	UG/KG	NA	NA	NA	NA	NA	NA

FREQUENCY OF DETECTION SUMMARY
 OPERABLE UNIT No. 11
 SITE 80 - SURFACE SOIL
 REMEDIAL INVESTIGATION CTO-0274
 MCB CAMP LEJEUNE, NORTH CAROLINA
 TCL ORGANICS

Client Sample ID:	80-DPA-SB15-00	80-DPA-SB16-00	80-DPA-SB17-00	80-DPA-SB18-00	80-DPA-SB19-00	80-DPA-SB20-00
Laboratory Sample ID:	AF7027	AF7028	AF6805	AF7029	AF7031	AF6800
Date Sampled:	06/14/95	06/14/95	06/14/95	06/14/95	06/14/95	06/14/95

	UNITS					
<u>SEMIVOLATILES</u>						
Phenol	UG/KG	NA	NA	NA	NA	NA
bis(2-Chloroethyl) ether	UG/KG	NA	NA	NA	NA	NA
2-Chlorophenol	UG/KG	NA	NA	NA	NA	NA
1,3-Dichlorobenzene	UG/KG	NA	NA	NA	NA	NA
1,4-Dichlorobenzene	UG/KG	NA	NA	NA	NA	NA
1,2-Dichlorobenzene	UG/KG	NA	NA	NA	NA	NA
2-Methylphenol	UG/KG	NA	NA	NA	NA	NA
2,2'-oxybis-(1-chloropropane)	UG/KG	NA	NA	NA	NA	NA
4-Methylphenol	UG/KG	NA	NA	NA	NA	NA
N-Nitroso-di-n-propylamine	UG/KG	NA	NA	NA	NA	NA
Hexachloroethane	UG/KG	NA	NA	NA	NA	NA
Nitrobenzene	UG/KG	NA	NA	NA	NA	NA
Isophorone	UG/KG	NA	NA	NA	NA	NA
2-Nitrophenol	UG/KG	NA	NA	NA	NA	NA
2,4-Dimethylphenol	UG/KG	NA	NA	NA	NA	NA
bis(2-Chloroethoxy) methane	UG/KG	NA	NA	NA	NA	NA
2,4-Dichlorophenol	UG/KG	NA	NA	NA	NA	NA
1,2,4-Trichlorobenzene	UG/KG	NA	NA	NA	NA	NA
Naphthalene	UG/KG	NA	NA	NA	NA	NA
4-Chloroaniline	UG/KG	NA	NA	NA	NA	NA
Hexachlorobutadiene	UG/KG	NA	NA	NA	NA	NA
4-Chloro-3-methylphenol	UG/KG	NA	NA	NA	NA	NA
2-Methylnaphthalene	UG/KG	NA	NA	NA	NA	NA
Hexachlorocyclopentadiene	UG/KG	NA	NA	NA	NA	NA
2,4,6-Trichlorophenol	UG/KG	NA	NA	NA	NA	NA
2,4,5-Trichlorophenol	UG/KG	NA	NA	NA	NA	NA
2-Chloronaphthalene	UG/KG	NA	NA	NA	NA	NA
2-Nitroaniline	UG/KG	NA	NA	NA	NA	NA
Dimethyl phthalate	UG/KG	NA	NA	NA	NA	NA
Acenaphthylene	UG/KG	NA	NA	NA	NA	NA
2,6-Dinitrotoluene	UG/KG	NA	NA	NA	NA	NA
3-Nitroaniline	UG/KG	NA	NA	NA	NA	NA
Acenaphthene	UG/KG	NA	NA	NA	NA	NA

FREQUENCY OF DETECTION SUMMARY
 OPERABLE UNIT No. 11
 SITE 80 - SURFACE SOIL
 REMEDIAL INVESTIGATION CTO-0274
 MCB CAMP LEJEUNE, NORTH CAROLINA
 TCL ORGANICS

Client Sample ID:	80-DPA-SB15-00	80-DPA-SB16-00	80-DPA-SB17-00	80-DPA-SB18-00	80-DPA-SB19-00	80-DPA-SB20-00
Laboratory Sample ID:	AF7027	AF7028	AF6805	AF7029	AF7031	AF6800
Date Sampled:	06/14/95	06/14/95	06/14/95	06/14/95	06/14/95	06/14/95

	UNITS					
<u>SEMIVOLATILES Cont.</u>						
2,4-Dinitrophenol	UG/KG	NA	NA	NA	NA	NA
4-Nitrophenol	UG/KG	NA	NA	NA	NA	NA
Dibenzofuran	UG/KG	NA	NA	NA	NA	NA
2,4-Dinitrotoluene	UG/KG	NA	NA	NA	NA	NA
Diethylphthalate	UG/KG	NA	NA	NA	NA	NA
4-Chlorophenyl phenyl ether	UG/KG	NA	NA	NA	NA	NA
Fluorene	UG/KG	NA	NA	NA	NA	NA
4-Nitroaniline	UG/KG	NA	NA	NA	NA	NA
4,6-Dinitro-2-methylphenol	UG/KG	NA	NA	NA	NA	NA
N-nitrosodiphenylamine	UG/KG	NA	NA	NA	NA	NA
4-Bromophenyl-phenylether	UG/KG	NA	NA	NA	NA	NA
Hexachlorobenzene	UG/KG	NA	NA	NA	NA	NA
Pentachlorophenol	UG/KG	NA	NA	NA	NA	NA
Phenanthrene	UG/KG	NA	NA	NA	NA	NA
Anthracene	UG/KG	NA	NA	NA	NA	NA
Carbazole	UG/KG	NA	NA	NA	NA	NA
di-n-Butylphthalate	UG/KG	NA	NA	NA	NA	NA
Fluoranthene	UG/KG	NA	NA	NA	NA	NA
Pyrene	UG/KG	NA	NA	NA	NA	NA
Butyl benzyl phthalate	UG/KG	NA	NA	NA	NA	NA
3,3'-Dichlorobenzidine	UG/KG	NA	NA	NA	NA	NA
Benzo[a]anthracene	UG/KG	NA	NA	NA	NA	NA
Chrysene	UG/KG	NA	NA	NA	NA	NA
bis(2-Ethylhexyl)phthalate	UG/KG	NA	NA	NA	NA	NA
di-n-Octylphthalate	UG/KG	NA	NA	NA	NA	NA
Benzo[b]fluoranthene	UG/KG	NA	NA	NA	NA	NA
Benzo[k]fluoranthene	UG/KG	NA	NA	NA	NA	NA
Benzo[a]pyrene	UG/KG	NA	NA	NA	NA	NA
Indeno[1,2,3-cd]pyrene	UG/KG	NA	NA	NA	NA	NA
Dibenz[a,h]anthracene	UG/KG	NA	NA	NA	NA	NA
Benzo[g,h,i]perylene	UG/KG	NA	NA	NA	NA	NA

FREQUENCY OF DETECTION SUMMARY
 OPERABLE UNIT No. 11
 SITE 80 - SURFACE SOIL
 REMEDIAL INVESTIGATION CTO-0274
 MCB CAMP LEJEUNE, NORTH CAROLINA
 TCL ORGANICS

Client Sample ID:	80-DPA-SB15-00	80-DPA-SB16-00	80-DPA-SB17-00	80-DPA-SB18-00	80-DPA-SB19-00	80-DPA-SB20-00
Laboratory Sample ID:	AF7027	AF7028	AF6805	AF7029	AF7031	AF6800
Date Sampled:	06/14/95	06/14/95	06/14/95	06/14/95	06/14/95	06/14/95

	UNITS						
<u>PESTICIDES/PCBs</u>							
alpha-BHC	UG/KG	16 U	11 U	1.9 U	2 U	2.5 U	2.2 U
beta-BHC	UG/KG	16 U	11 U	1.9 U	2 U	2.5 U	2.2 U
delta-BHC	UG/KG	16 U	11 U	1.9 U	2 U	2.5 U	2.2 U
Lindane (gamma-BHC)	UG/KG	16 U	11 U	1.9 U	2 U	2.5 U	2.2 U
Heptachlor	UG/KG	16 U	11 U	1.9 U	2 U	2.5 U	2.2 U
Aldrin	UG/KG	16 U	11 U	1.9 U	2 U	2.5 U	2.2 U
Heptachlor epoxide	UG/KG	16 U	11 U	1.9 U	2 U	2.5 U	2.2 U
Endosulfan I	UG/KG	16 U	11 U	1.9 U	2 U	2.5 U	2.2 U
Dieldrin	UG/KG	470	96 J	12	3.8 U	76	12 J
4,4'-DDE	UG/KG	400	920	38	16	250	280
Endrin	UG/KG	30 U	21 U	3.7 U	3.8 U	4.8 U	4.3 U
Endosulfan II	UG/KG	30 U	21 U	3.7 U	3.8 U	4.8 U	4.3 U
4,4'-DDD	UG/KG	1300 J	65 J	15	9	27 J	77 J
Endosulfan sulfate	UG/KG	30 U	21 U	3.7 U	3.8 U	4.8 U	4.3 U
4,4'-DDT	UG/KG	3100	570	12	16	130	260
Methoxychlor	UG/KG	160 U	110 U	19 U	20 U	25 U	22 U
Endrin ketone	UG/KG	30 U	21 U	3.7 U	3.8 U	4.8 U	4.3 U
Endrin aldehyde	UG/KG	30 U	21 U	3.7 U	3.8 U	4.8 U	4.3 U
alpha-Chlordane	UG/KG	35 J	54 J	3.1 J	2 U	7.9 J	2.2 U
gamma-Chlordane	UG/KG	22	46	1.9 U	2 U	2.5 U	2.2 U
Toxaphene	UG/KG	1600 U	1100 U	190 U	200 U	250 U	220 U
Aroclor 1016	UG/KG	NA	NA	NA	NA	NA	NA
Aroclor 1221	UG/KG	NA	NA	NA	NA	NA	NA
Aroclor 1232	UG/KG	NA	NA	NA	NA	NA	NA
Aroclor 1242	UG/KG	NA	NA	NA	NA	NA	NA
Aroclor 1248	UG/KG	NA	NA	NA	NA	NA	NA
Aroclor 1254	UG/KG	NA	NA	NA	NA	NA	NA
Aroclor 1260	UG/KG	NA	NA	NA	NA	NA	NA

FREQUENCY OF DETECTION SUMMARY
 OPERABLE UNIT No. 11
 SITE 80 - SURFACE SOIL
 REMEDIAL INVESTIGATION CTO-0274
 MCB CAMP LEJEUNE, NORTH CAROLINA
 TCL ORGANICS

Client Sample ID: 80-MW08-00
 Laboratory Sample ID: AF6668
 Date Sampled: 06/13/95

<u>VOLATILES</u>	<u>UNITS</u>	
Chloromethane	UG/KG	NA
Bromomethane	UG/KG	NA
Vinyl chloride	UG/KG	NA
Chloroethane	UG/KG	NA
Methylene chloride	UG/KG	NA
Acetone	UG/KG	NA
Carbon Disulfide	UG/KG	NA
1,1-Dichloroethene	UG/KG	NA
1,1-Dichloroethane	UG/KG	NA
1,2-Dichloroethene(total)	UG/KG	NA
Chloroform	UG/KG	NA
1,2-Dichloroethane	UG/KG	NA
2-Butanone	UG/KG	NA
1,1,1-Trichloroethane	UG/KG	NA
Carbon tetrachloride	UG/KG	NA
Bromodichloromethane	UG/KG	NA
1,2-Dichloropropane	UG/KG	NA
cis-1,3-Dichloropropene	UG/KG	NA
Trichloroethene	UG/KG	NA
Dibromochloromethane	UG/KG	NA
1,1,2-Trichloroethane	UG/KG	NA
Benzene	UG/KG	NA
trans-1,3-Dichloropropene	UG/KG	NA
Bromoform	UG/KG	NA
4-Methyl-2-pentanone	UG/KG	NA
2-Hexanone	UG/KG	NA
Tetrachloroethene	UG/KG	NA
1,1,2,2-Tetrachloroethane	UG/KG	NA
Toluene	UG/KG	NA
Chlorobenzene	UG/KG	NA
Ethylbenzene	UG/KG	NA
Styrene	UG/KG	NA
Xylenes (total)	UG/KG	NA

FREQUENCY OF DETECTION SUMMARY
 OPERABLE UNIT No. 11
 SITE 80 - SURFACE SOIL
 REMEDIAL INVESTIGATION CTO-0274
 MCB CAMP LEJEUNE, NORTH CAROLINA
 TCL ORGANICS

Client Sample ID: 80-MW08-00
 Laboratory Sample ID: AF6668
 Date Sampled: 06/13/95

<u>SEMIVOLATILES</u>	<u>UNITS</u>	
Phenol	UG/KG	NA
bis(2-Chloroethyl) ether	UG/KG	NA
2-Chlorophenol	UG/KG	NA
1,3-Dichlorobenzene	UG/KG	NA
1,4-Dichlorobenzene	UG/KG	NA
1,2-Dichlorobenzene	UG/KG	NA
2-Methylphenol	UG/KG	NA
2,2'-oxybis-(1-chloropropane)	UG/KG	NA
4-Methylphenol	UG/KG	NA
N-Nitroso-di-n-propylamine	UG/KG	NA
Hexachloroethane	UG/KG	NA
Nitrobenzene	UG/KG	NA
Isophorone	UG/KG	NA
2-Nitrophenol	UG/KG	NA
2,4-Dimethylphenol	UG/KG	NA
bis(2-Chloroethoxy) methane	UG/KG	NA
2,4-Dichlorophenol	UG/KG	NA
1,2,4-Trichlorobenzene	UG/KG	NA
Naphthalene	UG/KG	NA
4-Chloroaniline	UG/KG	NA
Hexachlorobutadiene	UG/KG	NA
4-Chloro-3-methylphenol	UG/KG	NA
2-Methylnaphthalene	UG/KG	NA
Hexachlorocyclopentadiene	UG/KG	NA
2,4,6-Trichlorophenol	UG/KG	NA
2,4,5-Trichlorophenol	UG/KG	NA
2-Chloronaphthalene	UG/KG	NA
2-Nitroaniline	UG/KG	NA
Dimethyl phthalate	UG/KG	NA
Acenaphthylene	UG/KG	NA
2,6-Dinitrotoluene	UG/KG	NA
3-Nitroaniline	UG/KG	NA
Acenaphthene	UG/KG	NA

FREQUENCY OF DETECTION SUMMARY
 OPERABLE UNIT No. 11
 SITE 80 - SURFACE SOIL
 REMEDIAL INVESTIGATION CTO-0274
 MCB CAMP LEJEUNE, NORTH CAROLINA
 TCL ORGANICS

Client Sample ID: 80-MW08-00
 Laboratory Sample ID: AF6668
 Date Sampled: 06/13/95

	<u>UNITS</u>	
<u>SEMIVOLATILES Cont.</u>		
2,4-Dinitrophenol	UG/KG	NA
4-Nitrophenol	UG/KG	NA
Dibenzofuran	UG/KG	NA
2,4-Dinitrotoluene	UG/KG	NA
Diethylphthalate	UG/KG	NA
4-Chlorophenyl phenyl ether	UG/KG	NA
Fluorene	UG/KG	NA
4-Nitroaniline	UG/KG	NA
4,6-Dinitro-2-methylphenol	UG/KG	NA
N-nitrosodiphenylamine	UG/KG	NA
4-Bromophenyl-phenylether	UG/KG	NA
Hexachlorobenzene	UG/KG	NA
Pentachlorophenol	UG/KG	NA
Phenanthrene	UG/KG	NA
Anthracene	UG/KG	NA
Carbazole	UG/KG	NA
di-n-Butylphthalate	UG/KG	NA
Fluoranthene	UG/KG	NA
Pyrene	UG/KG	NA
Butyl benzyi phthalate	UG/KG	NA
3,3'-Dichlorobenzidine	UG/KG	NA
Benzo[a]anthracene	UG/KG	NA
Chrysene	UG/KG	NA
bis(2-Ethylhexyl)phthalate	UG/KG	NA
di-n-Octylphthalate	UG/KG	NA
Benzo[b]fluoranthene	UG/KG	NA
Benzo[k]fluoranthene	UG/KG	NA
Benzo[a]pyrene	UG/KG	NA
Indeno[1,2,3-cd]pyrene	UG/KG	NA
Dibenz[a,h]anthracene	UG/KG	NA
Benzo[g,h,i]perylene	UG/KG	NA

FREQUENCY OF DETECTION SUMMARY
 OPERABLE UNIT No. 11
 SITE 80 - SURFACE SOIL
 REMEDIAL INVESTIGATION CTO-0274
 MCB CAMP LEJEUNE, NORTH CAROLINA
 TCL ORGANICS

Client Sample ID: 80-MW08-00
 Laboratory Sample ID: AF6668
 Date Sampled: 06/13/95

<u>PESTICIDES/PCBs</u>	<u>UNITS</u>	
alpha-BHC	UG/KG	1.9 U
beta-BHC	UG/KG	1.9 U
delta-BHC	UG/KG	1.9 U
Lindane (gamma-BHC)	UG/KG	1.9 U
Heptachlor	UG/KG	1.9 U
Aldrin	UG/KG	1.9 U
Heptachlor epoxide	UG/KG	1.9 U
Endosulfan I	UG/KG	1.9 U
Dieldrin	UG/KG	23
4,4'-DDE	UG/KG	180
Endrin	UG/KG	3.7 U
Endosulfan II	UG/KG	3.7 U
4,4'-DDD	UG/KG	52 J
Endosulfan sulfate	UG/KG	3.7 U
4,4'-DDT	UG/KG	140
Methoxychlor	UG/KG	19 U
Endrin ketone	UG/KG	3.7 U
Endrin aldehyde	UG/KG	3.7 U
alpha-Chlordane	UG/KG	3 J
gamma-Chlordane	UG/KG	1.9 U
Toxaphene	UG/KG	190 U
Aroclor 1016	UG/KG	NA
Aroclor 1221	UG/KG	NA
Aroclor 1232	UG/KG	NA
Aroclor 1242	UG/KG	NA
Aroclor 1248	UG/KG	NA
Aroclor 1254	UG/KG	NA
Aroclor 1260	UG/KG	NA

FREQUENCY OF DETECTION SUMMARY
 OPERABLE UNIT No. 11
 SITE 80 - SURFACE SOIL
 REMEDIAL INVESTIGATION CTO-0274
 MCB CAMP LEJEUNE, NORTH CAROLINA
 TCL ORGANICS

Client Sample ID: Laboratory Sample ID: Date Sampled:	MINIMUM NONDETECTED	MAXIMUM NONDETECTED	MINIMUM DETECTED	MAXIMUM DETECTED	LOCATION OF MAXIMUM DETECTED	FREQUENCY OF DETECTION
	<u>UNITS</u>					
	<u>VOLATILES</u>					
Chloromethane	UG/KG	10 U	14 UJ	ND	ND	0/34
Bromomethane	UG/KG	10 U	14 UJ	ND	ND	0/34
Vinyl chloride	UG/KG	10 U	14 UJ	ND	ND	0/34
Chloroethane	UG/KG	10 U	14 U	ND	ND	0/34
Methylene chloride	UG/KG	10 U	33 U	ND	ND	0/34
Acetone	UG/KG	10 U	63 U	28	28	80-MW05-00 1/34
Carbon Disulfide	UG/KG	10 U	14 U	ND	ND	0/34
1,1-Dichloroethene	UG/KG	10 U	14 U	ND	ND	0/34
1,1-Dichloroethane	UG/KG	10 U	14 U	ND	ND	0/34
1,2-Dichloroethene(total)	UG/KG	10 U	14 U	ND	ND	0/34
Chloroform	UG/KG	10 U	14 U	ND	ND	0/34
1,2-Dichloroethane	UG/KG	10 U	14 U	ND	ND	0/34
2-Butanone	UG/KG	10 U	22 U	ND	ND	0/34
1,1,1-Trichloroethane	UG/KG	10 U	14 U	ND	ND	0/34
Carbon tetrachloride	UG/KG	10 U	14 U	ND	ND	0/34
Bromodichloromethane	UG/KG	10 U	14 U	ND	ND	0/34
1,2-Dichloropropane	UG/KG	10 U	14 U	ND	ND	0/34
cis-1,3-Dichloropropene	UG/KG	10 U	14 U	ND	ND	0/34
Trichloroethene	UG/KG	10 U	14 U	ND	ND	0/34
Dibromochloromethane	UG/KG	10 U	14 U	ND	ND	0/34
1,1,2-Trichloroethane	UG/KG	10 U	14 U	ND	ND	0/34
Benzene	UG/KG	10 U	14 U	ND	ND	0/34
trans-1,3-Dichloropropene	UG/KG	10 U	14 U	ND	ND	0/34
Bromoform	UG/KG	10 U	14 U	ND	ND	0/34
4-Methyl-2-pentanone	UG/KG	10 U	14 U	ND	ND	0/34
2-Hexanone	UG/KG	10 U	14 U	ND	ND	0/34
Tetrachloroethene	UG/KG	10 U	14 U	ND	ND	0/34
1,1,2,2-Tetrachloroethane	UG/KG	10 U	14 U	ND	ND	0/34
Toluene	UG/KG	10 U	14 U	ND	ND	0/34
Chlorobenzene	UG/KG	10 U	14 U	ND	ND	0/34
Ethylbenzene	UG/KG	10 U	14 U	ND	ND	0/34
Styrene	UG/KG	10 U	14 U	ND	ND	0/34
Xylenes (total)	UG/KG	10 U	14 U	ND	ND	0/34

FREQUENCY OF DETECTION SUMMARY
 OPERABLE UNIT No. 11
 SITE 80 - SURFACE SOIL
 REMEDIAL INVESTIGATION CTO-0274
 MCB CAMP LEJEUNE, NORTH CAROLINA
 TCL ORGANICS

Client Sample ID: Laboratory Sample ID: Date Sampled:		MINIMUM NONDETECTED	MAXIMUM NONDETECTED	MINIMUM DETECTED	MAXIMUM DETECTED	LOCATION OF MAXIMUM DETECTED	FREQUENCY OF DETECTION
	<u>UNITS</u>						
	<u>SEMIVOLATILES</u>						
	Phenol	UG/KG 340 U	4200 U	ND	ND		0/34
	bis(2-Chloroethyl) ether	UG/KG 340 U	4200 U	ND	ND		0/34
	2-Chlorophenol	UG/KG 340 U	4200 U	ND	ND		0/34
	1,3-Dichlorobenzene	UG/KG 340 U	4200 U	ND	ND		0/34
	1,4-Dichlorobenzene	UG/KG 340 U	4200 U	ND	ND		0/34
	1,2-Dichlorobenzene	UG/KG 340 U	4200 U	ND	ND		0/34
	2-Methylphenol	UG/KG 340 U	4200 U	ND	ND		0/34
	2,2'-oxybis-(1-chloropropane)	UG/KG 340 U	4200 UJ	ND	ND		0/34
	4-Methylphenol	UG/KG 340 U	4200 U	ND	ND		0/34
	N-Nitroso-di-n-propylamine	UG/KG 340 U	4200 UJ	ND	ND		0/34
	Hexachloroethane	UG/KG 340 U	4200 U	ND	ND		0/34
	Nitrobenzene	UG/KG 340 U	4200 U	ND	ND		0/34
	Isophorone	UG/KG 340 U	4200 UJ	ND	ND		0/34
	2-Nitrophenol	UG/KG 340 U	4200 U	ND	ND		0/34
	2,4-Dimethylphenol	UG/KG 340 U	4200 U	ND	ND		0/34
	bis(2-Chloroethoxy) methane	UG/KG 340 U	4200 U	ND	ND		0/34
	2,4-Dichlorophenol	UG/KG 340 U	4200 U	ND	ND		0/34
	1,2,4-Trichlorobenzene	UG/KG 340 U	4200 U	ND	ND		0/34
	Naphthalene	UG/KG 340 U	4200 U	ND	ND		0/34
	4-Chloroaniline	UG/KG 340 U	4200 U	ND	ND		0/34
	Hexachlorobutadiene	UG/KG 340 U	4200 U	ND	ND		0/34
	4-Chloro-3-methylphenol	UG/KG 340 U	4200 U	ND	ND		0/34
	2-Methylnaphthalene	UG/KG 340 U	4200 U	ND	ND		0/34
	Hexachlorocyclopentadiene	UG/KG 340 U	4200 U	ND	ND		0/34
	2,4,6-Trichlorophenol	UG/KG 340 U	4200 U	ND	ND		0/34
	2,4,5-Trichlorophenol	UG/KG 830 U	10000 U	ND	ND		0/34
	2-Chloronaphthalene	UG/KG 340 U	4200 U	ND	ND		0/34
	2-Nitroaniline	UG/KG 830 U	10000 U	ND	ND		0/34
	Dimethyl phthalate	UG/KG 340 U	4200 U	ND	ND		0/34
	Acenaphthylene	UG/KG 340 U	4200 U	ND	ND		0/34
	2,6-Dinitrotoluene	UG/KG 340 U	4200 U	ND	ND		0/34
	3-Nitroaniline	UG/KG 830 U	10000 U	ND	ND		0/34
	Acenaphthene	UG/KG 340 U	4200 U	ND	ND		0/34

FREQUENCY OF DETECTION SUMMARY
 OPERABLE UNIT No. 11
 SITE 80 - SURFACE SOIL
 REMEDIAL INVESTIGATION CTO-0274
 MCB CAMP LEJEUNE, NORTH CAROLINA
 TCL ORGANICS

Client Sample ID: Laboratory Sample ID: Date Sampled:		MINIMUM NONDETECTED	MAXIMUM NONDETECTED	MINIMUM DETECTED	MAXIMUM DETECTED	LOCATION OF MAXIMUM DETECTED	FREQUENCY OF DETECTION
	<u>UNITS</u>						
	<u>SEMIVOLATILES Cont.</u>						
	2,4-Dinitrophenol	UG/KG	830 U	10000 U	ND	ND	0/34
	4-Nitrophenol	UG/KG	830 UJ	10000 U	ND	ND	0/34
	Dibenzofuran	UG/KG	340 U	4200 U	ND	ND	0/34
	2,4-Dinitrotoluene	UG/KG	340 U	4200 U	ND	ND	0/34
	Diethylphthalate	UG/KG	340 U	4200 U	ND	ND	0/34
	4-Chlorophenyl phenyl ether	UG/KG	340 UJ	4200 U	ND	ND	0/34
	Fluorene	UG/KG	340 U	4200 U	ND	ND	0/34
	4-Nitroaniline	UG/KG	830 UJ	10000 U	ND	ND	0/34
	4,6-Dinitro-2-methylphenol	UG/KG	830 U	10000 U	ND	ND	0/34
	N-nitrosodiphenylamine	UG/KG	340 U	4200 U	ND	ND	0/34
	4-Bromophenyl-phenylether	UG/KG	340 U	4200 U	ND	ND	0/34
	Hexachlorobenzene	UG/KG	340 U	4200 U	ND	ND	0/34
	Pentachlorophenol	UG/KG	830 U	10000 U	ND	ND	0/34
	Phenanthrene	UG/KG	340 U	4200 U	100 J	100 J	80-SM-SB04-00 1/34
	Anthracene	UG/KG	340 U	4200 U	ND	ND	0/34
	Carbazole	UG/KG	340 U	4200 U	ND	ND	0/34
	di-n-Butylphthalate	UG/KG	340 U	4200 U	60 J	4400	80-MW031W-00 20/34
	Fluoranthene	UG/KG	340 U	4200 U	100 J	100 J	80-SM-SB04-00 1/34
	Pyrene	UG/KG	340 U	4200 U	60 J	92 J	80-SM-SB04-00 2/34
	Butyl benzyl phthalate	UG/KG	340 U	4200 U	96 J	96 J	80-MW031W-00 1/34
	3,3'-Dichlorobenzidine	UG/KG	340 U	4200 U	ND	ND	0/34
	Benzo[a]anthracene	UG/KG	340 U	4200 U	47 J	47 J	80-SM-SB04-00 1/34
	Chrysene	UG/KG	340 U	4200 U	40 J	53 J	80-SM-SB04-00 2/34
	bis(2-Ethylhexyl)phthalate	UG/KG	340 U	4200 U	38 J	66 J	80-LA-SB01-00 4/34
	di-n-Octylphthalate	UG/KG	340 U	4200 U	ND	ND	0/34
	Benzo[b]fluoranthene	UG/KG	340 U	4200 U	40 J	48 J	80-MW04-00 2/34
	Benzo[k]fluoranthene	UG/KG	340 U	4200 U	38 J	38 J	80-SM-SB04-00 1/34
	Benzo[a]pyrene	UG/KG	340 U	4200 U	43 J	43 J	80-SM-SB04-00 1/34
	Indeno[1,2,3-cd]pyrene	UG/KG	340 U	4200 U	ND	ND	0/34
	Dibenz[a,h]anthracene	UG/KG	340 U	4200 U	ND	ND	0/34
	Benzo[g,h,i]perylene	UG/KG	340 U	4200 U	180 J	180 J	80-LA-SB01-00 1/34

FREQUENCY OF DETECTION SUMMARY
 OPERABLE UNIT No. 11
 SITE 80 - SURFACE SOIL
 REMEDIAL INVESTIGATION CTO-0274
 MCB CAMP LEJEUNE, NORTH CAROLINA
 TCL ORGANICS

Client Sample ID: Laboratory Sample ID: Date Sampled:		MINIMUM NONDETECTED	MAXIMUM NONDETECTED	MINIMUM DETECTED	MAXIMUM DETECTED	LOCATION OF MAXIMUM DETECTED	FREQUENCY OF DETECTION
	<u>UNITS</u>						
	<u>PESTICIDES/PCBs</u>						
	alpha-BHC	UG/KG	1.8 UJ	1100 U	ND	ND	0/55
	beta-BHC	UG/KG	1.8 UJ	1100 U	ND	ND	0/55
	delta-BHC	UG/KG	1.8 UJ	1100 U	1.2 J	2.1 J	80-DPA-SB13-00 2/55
	Lindane (gamma-BHC)	UG/KG	1.8 UJ	1100 U	ND	ND	0/55
	Heptachlor	UG/KG	1.8 UJ	1100 U	ND	ND	0/55
	Aldrin	UG/KG	1.8 UJ	1100 U	5.4	49	80-DPA-SB10-00 7/55
	Heptachlor epoxide	UG/KG	1.8 UJ	1100 U	2.7 J	9.9	80-DPA-SB05-00 2/55
	Endosulfan I	UG/KG	1.8 UJ	1100 U	ND	ND	0/55
	Dieldrin	UG/KG	3.4 U	2100 U	1.1 J	5600	80-DPA-SB10-00 38/55
	4,4'-DDE	UG/KG	3.4 U	2100 U	0.6 J	1500 J	80-MW04-00 45/55
	Endrin	UG/KG	3.4 U	2100 U	ND	ND	0/55
	Endosulfan II	UG/KG	3.4 U	2100 U	ND	ND	0/55
	4,4'-DDD	UG/KG	3.4 U	4.1 U	1.5 J	260000	80-DPA-SB03-00 41/55
	Endosulfan sulfate	UG/KG	3.4 U	2100 U	ND	ND	0/55
	4,4'-DDT	UG/KG	3.4 U	35 U	1.3 J	40000	80-MW04-00 44/55
	Methoxychlor	UG/KG	18 UJ	11000 U	ND	ND	0/55
	Endrin ketone	UG/KG	3.4 U	2100 U	7.7 J	7.7 J	80-LA-SB07-00 1/55
	Endrin aldehyde	UG/KG	3.4 U	2100 U	5.2 J	5.2 J	80-DPA-SB05-00 1/55
	alpha-Chlordane	UG/KG	1.8 UJ	1100 U	0.82 J	670 J	80-DPA-SB10-00 29/55
	gamma-Chlordane	UG/KG	1.8 UJ	1100 U	1.2 J	640 J	80-DPA-SB10-00 22/55
	Toxaphene	UG/KG	180 UJ	110000 U	ND	ND	0/55
	Aroclor 1016	UG/KG	34 U	16000 U	ND	ND	0/34
	Aroclor 1221	UG/KG	69 U	32000 U	ND	ND	0/34
	Aroclor 1232	UG/KG	34 U	16000 U	ND	ND	0/34
	Aroclor 1242	UG/KG	34 U	16000 U	ND	ND	0/34
	Aroclor 1248	UG/KG	34 U	16000 U	ND	ND	0/34
	Aroclor 1254	UG/KG	34 U	16000 U	ND	ND	0/34
	Aroclor 1260	UG/KG	34 U	16000 U	ND	ND	0/34

APPENDIX H.1.1
TCRA SURFACE SOIL ORGANICS

FREQUENCY OF DETECTION SUMMARY
OPERABLE UNIT No. 11
SITE 80 - TCRA SURFACE SOIL
REMEDIAL INVESTIGATION CTO-0274
MCB CAMP LEJEUNE, NORTH CAROLINA
TCL ORGANICS

Client Sample ID:	80-DA-SB01-00	80-DA-SB02-00	80-LA-SB01-00	80-LA-SB07-00	80-MA-SB01-00	80-MA-SB03-00
Laboratory Sample ID:	Q41118111	Q41118110	AC7800	Q41118001	AC6904	AC6914
Date Sampled:	11/03/94	11/03/94	11/05/94	11/02/94	11/02/94	11/02/94
VOLATILES (ug/kg)						
Chloromethane	12 U	11 UJ	12 U	12 U	11 U	13 U
Bromomethane	12 U	11 UJ	12 U	12 U	11 UJ	13 UJ
Vinyl chloride	12 U	11 UJ	12 U	12 U	11 U	13 U
Chloroethane	12 U	11 U	12 U	12 U	11 U	13 U
Methylene chloride	33 U	11 U	12 U	12 U	11 U	13 U
Acetone	12 U	11 U	22 U	12 U	11 U	13 U
Carbon Disulfide	12 U	11 U	12 U	12 U	11 U	13 U
1,1-Dichloroethene	12 U	11 U	12 U	12 U	11 U	13 U
1,1-Dichloroethane	12 U	11 U	12 U	12 U	11 U	13 U
1,2-Dichloroethene(total)	12 U	11 U	12 U	12 U	11 U	13 U
Chloroform	12 U	11 U	12 U	12 U	11 U	13 U
1,2-Dichloroethane	12 U	11 U	12 U	12 U	11 U	13 U
2-Butanone	12 U	11 U	17 U	12 U	14 U	19 U
1,1,1-Trichloroethane	12 U	11 U	12 U	12 U	11 U	13 U
Carbon tetrachloride	12 U	11 U	12 U	12 U	11 U	13 U
Bromodichloromethane	12 U	11 U	12 U	12 U	11 U	13 U
1,2-Dichloropropane	12 U	11 U	12 U	12 U	11 U	13 U
cis-1,3-Dichloropropene	12 U	11 U	12 U	12 U	11 U	13 U
Trichloroethene	12 U	11 U	12 U	12 U	11 U	13 U
Dibromochloromethane	12 U	11 U	12 U	12 U	11 U	13 U
1,1,2-Trichloroethane	12 UJ	11 U	12 U	12 U	11 U	13 U
Benzene	12 U	11 U	12 U	12 U	11 U	13 U
trans-1,3-Dichloropropene	12 U	11 U	12 U	12 U	11 U	13 U
Bromoform	12 UJ	11 U	12 U	12 U	11 U	13 U
4-Methyl-2-pentanone	12 UJ	11 U	12 U	12 U	11 U	13 U
2-Hexanone	12 UJ	11 U	12 U	12 U	11 U	13 U
Tetrachloroethene	12 U	11 U	12 U	12 U	11 U	13 U
1,1,2,2-Tetrachloroethane	12 UJ	11 U	12 U	12 U	11 U	13 U
Toluene	12 U	11 U	12 U	12 U	11 U	13 U
Chlorobenzene	12 U	11 U	12 U	12 U	11 U	13 U
Ethylbenzene	12 U	11 U	12 U	12 U	11 U	13 U
Styrene	12 U	11 U	12 U	12 U	11 U	13 U
Xylenes (total)	12 U	11 U	12 U	12 U	11 U	13 U

FREQUENCY OF DETECTION SUMMARY
OPERABLE UNIT No. 11
SITE 80 - TCRA SURFACE SOIL
REMEDIAL INVESTIGATION CTO-0274
MCB CAMP LEJEUNE, NORTH CAROLINA
TCL ORGANICS

Client Sample ID:	80-DA-SB01-00	80-DA-SB02-00	80-LA-SB01-00	80-LA-SB07-00	80-MA-SB01-00	80-MA-SB03-00
Laboratory Sample ID:	Q41118111	Q41118110	AC7800	Q41118001	AC6904	AC6914
Date Sampled:	11/03/94	11/03/94	11/05/94	11/02/94	11/02/94	11/02/94
SEMI-VOLATILES (ug/kg)						
Phenol	410 U	360 U	380 U	400 U	340 U	400 U
bis(2-Chloroethyl) ether	410 U	360 U	380 U	400 U	340 U	400 U
2-Chlorophenol	410 U	360 U	380 U	400 U	340 U	400 U
1,3-Dichlorobenzene	410 U	360 U	380 U	400 U	340 U	400 U
1,4-Dichlorobenzene	410 U	360 U	380 U	400 U	340 U	400 U
1,2-Dichlorobenzene	410 U	360 U	380 U	400 U	340 U	400 U
2-Methylphenol	410 U	360 U	380 U	400 U	340 U	400 U
2,2'-oxybis-(1-chloropropane)	410 U	360 U	380 U	400 U	340 U	400 U
4-Methylphenol	410 U	360 U	380 U	400 U	340 U	400 U
N-Nitroso-di-n-propylamine	410 U	360 U	380 U	400 U	340 U	400 U
Hexachloroethane	410 U	360 U	380 U	400 U	340 U	400 U
Nitrobenzene	410 U	360 U	380 U	400 U	340 U	400 U
Isophorone	410 U	360 U	380 U	400 U	340 U	400 U
2-Nitrophenol	410 U	360 U	380 U	400 U	340 U	400 U
2,4-Dimethylphenol	410 U	360 U	380 U	400 U	340 U	400 U
bis(2-Chloroethoxy) methane	410 U	360 U	380 U	400 U	340 U	400 U
2,4-Dichlorophenol	410 U	360 U	380 U	400 U	340 U	400 U
1,2,4-Trichlorobenzene	410 U	360 U	380 U	400 U	340 U	400 U
Naphthalene	410 U	360 U	380 U	400 U	340 U	400 U
4-Chloroaniline	410 UJ	360 UJ	380 U	400 UJ	340 U	400 U
Hexachlorobutadiene	410 U	360 U	380 U	400 U	340 U	400 U
4-Chloro-3-methylphenol	410 U	360 U	380 U	400 U	340 U	400 U
2-Methylnaphthalene	410 U	360 U	380 U	400 U	340 U	400 U
Hexachlorocyclopentadiene	410 U	360 U	380 U	400 U	340 U	400 U
2,4,6-Trichlorophenol	410 U	360 U	380 U	400 U	340 U	400 U
2,4,5-Trichlorophenol	990 U	870 U	930 U	960 U	830 U	980 U
2-Chloronaphthalene	410 U	360 U	380 U	400 U	340 U	400 U
2-Nitroaniline	990 U	870 U	930 U	960 U	830 U	980 U
Dimethyl phthalate	410 U	360 U	380 U	400 U	340 U	400 U
Acenaphthylene	410 U	360 U	380 U	400 U	340 U	400 U
2,6-Dinitrotoluene	410 U	360 U	380 U	400 U	340 U	400 U
3-Nitroaniline	990 U	870 U	930 U	960 U	830 U	980 U
Acenaphthene	410 U	360 U	380 U	400 U	340 U	400 U
2,4-Dinitrophenol	990 UJ	870 UJ	930 U	960 UJ	830 U	980 U
4-Nitrophenol	990 U	870 U	930 U	960 U	830 UJ	980 UJ

FREQUENCY OF DETECTION SUMMARY
OPERABLE UNIT No. 11
SITE 80 - TCRA SURFACE SOIL
REMEDIAL INVESTIGATION CTO-0274
MCB CAMP LEJEUNE, NORTH CAROLINA
TCL ORGANICS

Client Sample ID:	80-DA-SB01-00	80-DA-SB02-00	80-LA-SB01-00	80-LA-SB07-00	80-MA-SB01-00	80-MA-SB03-00
Laboratory Sample ID:	Q41118111	Q41118110	AC7800	Q41118001	AC6904	AC6914
Date Sampled:	11/03/94	11/03/94	11/05/94	11/02/94	11/02/94	11/02/94
SEMIVOLATILES (ug/kg) cont.						
Dibenzofuran	410 U	360 U	380 U	400 U	340 U	400 U
2,4-Dinitrotoluene	410 U	360 U	380 U	400 U	340 U	400 U
Diethylphthalate	410 U	360 U	380 U	400 U	340 U	400 U
4-Chlorophenyl phenyl ether	410 U	360 U	380 U	400 U	340 UJ	400 U
Fluorene	410 U	360 U	380 U	400 U	340 U	400 U
4-Nitroaniline	990 U	870 U	930 U	960 U	830 UJ	980 UJ
4,6-Dinitro-2-methylphenol	990 U	870 U	930 U	960 U	830 U	980 U
N-nitrosodiphenylamine	410 U	360 U	380 U	400 U	340 U	400 U
4-Bromophenyl-phenylether	410 U	360 U	380 U	400 U	340 U	400 U
Hexachlorobenzene	410 U	360 U	380 U	400 U	340 U	400 U
Pentachlorophenol	990 UJ	870 UJ	930 U	960 UJ	830 U	980 U
Phenanthrene	410 U	360 U	380 U	400 U	340 U	400 U
Anthracene	410 U	360 U	380 U	400 U	340 U	400 U
Carbazole	410 U	360 U	380 U	400 U	340 U	400 U
di-n-Butylphthalate	150 J	60 J	380 U	94 J	340 U	400 U
Fluoranthene	410 U	360 U	380 U	400 U	340 U	400 U
Pyrene	410 U	360 U	380 U	400 U	340 U	400 U
Butyl benzyl phthalate	410 U	360 U	380 U	400 U	340 U	400 U
3,3'-Dichlorobenzidine	410 U	360 U	380 U	400 U	340 U	400 U
Benzo[a]anthracene	410 U	360 U	380 U	400 U	340 U	400 U
Chrysene	410 U	360 U	380 U	400 U	340 U	400 U
bis(2-Ethylhexyl)phthalate	410 U	360 U	66 J	400 U	340 U	400 U
di-n-Octylphthalate	410 U	360 U	380 U	400 U	340 U	400 U
Benzo[b]fluoranthene	410 U	360 U	380 U	400 U	340 U	400 U
Benzo[k]fluoranthene	410 U	360 U	380 U	400 U	340 U	400 U
Benzo[a]pyrene	410 U	360 U	380 U	400 U	340 U	400 U
Indeno[1,2,3-cd]pyrene	410 U	360 U	380 U	400 U	340 U	400 U
Dibenz[a,h]anthracene	410 U	360 U	380 U	400 U	340 U	400 U
Benzo[g,h,i]perylene	410 U	360 U	180 J	400 U	340 U	400 U

FREQUENCY OF DETECTION SUMMARY
OPERABLE UNIT No. 11
SITE 80 - TCRA SURFACE SOIL
REMEDIAL INVESTIGATION CTO-0274
MCB CAMP LEJEUNE, NORTH CAROLINA
TCL ORGANICS

Client Sample ID:	80-DA-SB01-00	80-DA-SB02-00	80-LA-SB01-00	80-LA-SB07-00	80-MA-SB01-00	80-MA-SB03-00
Laboratory Sample ID:	Q41118111	Q41118110	AC7800	Q41118001	AC6904	AC6914
Date Sampled:	11/03/94	11/03/94	11/05/94	11/02/94	11/02/94	11/02/94
PESTICIDES/PCBs (ug/kg)						
alpha-BHC	2.1 U	1.8 UJ	2 U	4.1 U	1.8 U	2.1 U
beta-BHC	2.1 U	1.8 UJ	2 U	4.1 U	1.8 UJ	2.1 UJ
delta-BHC	2.1 U	1.8 UJ	2 U	4.1 U	1.8 U	2.1 U
Lindane (gamma-BHC)	2.1 U	1.8 UJ	2 U	4.1 U	1.8 U	2.1 U
Heptachlor	2.1 U	1.8 UJ	2 U	4.1 U	1.8 U	2.1 U
Aldrin	2.1 U	1.8 UJ	18	4.1 U	1.8 U	2.1 U
Heptachlor epoxide	2.1 U	1.8 UJ	2 U	4.1 U	1.8 U	2.1 U
Endosulfan I	2.1 U	1.8 UJ	2 U	4.1 U	1.8 U	2.1 U
Dieldrin	8.6	17 J	29	20	3.4 U	4.1 U
4,4'-DDE	11	7.4 J	69	620	89	210
Endrin	4.1 U	3.6 UJ	3.8 U	8 U	3.4 U	4.1 U
Endosulfan II	4.1 U	3.6 UJ	3.8 U	8 U	3.4 U	4.1 U
4,4'-DDD	4.1 U	3.6 UJ	62	17 J	3.4 U	8.6 J
Endosulfan sulfate	4.1 U	3.6 UJ	3.8 U	8 U	3.4 U	4.1 U
4,4'-DDT	6.4	4.4 J	5.7	100	68	450
Methoxychlor	21 U	18 UJ	20 U	41 U	18 U	21 U
Endrin ketone	4.1 U	3.6 UJ	3.8 U	7.7 J	3.4 U	4.1 U
Endrin aldehyde	4.1 U	3.6 UJ	3.8 U	8 U	3.4 U	4.1 U
alpha-Chlordane	2.1 U	1.8 UJ	32	4.1 U	1.8 U	2.1 U
gamma-Chlordane	2.1 U	1.8 UJ	31	4.1 U	1.8 U	2.9
Toxaphene	210 U	180 UJ	200 U	410 U	180 U	210 U
Aroclor 1016	41 U	36 UJ	38 U	80 U	34 U	41 U
Aroclor 1221	83 U	73 UJ	77 U	160 U	69 U	84 U
Aroclor 1232	41 U	36 UJ	38 U	80 U	34 U	41 U
Aroclor 1242	41 U	36 UJ	38 U	80 U	34 U	41 U
Aroclor 1248	41 U	36 UJ	38 U	80 U	34 U	41 U
Aroclor 1254	41 U	36 UJ	38 U	80 U	34 U	41 U
Aroclor 1260	41 U	36 UJ	38 U	80 U	34 U	41 U

FREQUENCY OF DETECTION SUMMARY
OPERABLE UNIT No. 11
SITE 80 - TCRA SURFACE SOIL
REMEDIAL INVESTIGATION CTO-0274
MCB CAMP LEJEUNE, NORTH CAROLINA
TCL ORGANICS

Client Sample ID:	80-MW06-00	80-MW07-00	80-OA-SB01-00	80-OA-SB04-00	80-OA-SB05-00	80-OA-SB06-00
Laboratory Sample ID:	AC7806	Q41118604	Q41118112	Q41118509	Q41118501	Q41118503
Date Sampled:	11/05/94	11/04/94	11/03/94	11/04/94	11/04/94	11/04/94
VOLATILES (ug/kg)						
Chloromethane	12 U	12 U	12 U	12 U	11 U	10 U
Bromomethane	12 U	12 U	12 U	12 U	11 U	10 U
Vinyl chloride	12 U	12 UJ	12 U	12 U	11 U	10 U
Chloroethane	12 U	12 U	12 U	12 U	11 U	10 U
Methylene chloride	12 U	12 U	12 U	12 U	11 U	10 U
Acetone	12 U	12 U	12 U	12 UJ	11 U	10 U
Carbon Disulfide	12 U	12 U	12 U	12 U	11 U	10 U
1,1-Dichloroethene	12 U	12 U	12 U	12 U	11 U	10 U
1,1-Dichloroethane	12 U	12 U	12 U	12 U	11 U	10 U
1,2-Dichloroethene(total)	12 U	12 U	12 U	12 U	11 U	10 U
Chloroform	12 U	12 U	12 U	12 U	11 U	10 U
1,2-Dichloroethane	12 U	12 U	12 U	12 U	11 U	10 U
2-Butanone	14 U	12 U	12 U	12 U	11 U	10 U
1,1,1-Trichloroethane	12 U	12 U	12 U	12 U	11 U	10 U
Carbon tetrachloride	12 U	12 U	12 U	12 U	11 U	10 U
Bromodichloromethane	12 U	12 U	12 U	12 U	11 U	10 U
1,2-Dichloropropane	12 U	12 U	12 U	12 U	11 U	10 U
cis-1,3-Dichloropropene	12 U	12 U	12 U	12 U	11 U	10 U
Trichloroethene	12 U	12 U	12 U	12 U	11 U	10 U
Dibromochloromethane	12 U	12 U	12 U	12 U	11 U	10 U
1,1,2-Trichloroethane	12 U	12 U	12 UJ	12 U	11 U	10 U
Benzene	12 U	12 U	12 U	12 U	11 U	10 U
trans-1,3-Dichloropropene	12 U	12 U	12 U	12 U	11 U	10 U
Bromoform	12 U	12 U	12 UJ	12 U	11 U	10 U
4-Methyl-2-pentanone	12 U	12 U	12 UJ	12 U	11 U	10 U
2-Hexanone	12 U	12 U	12 UJ	12 U	11 U	10 U
Tetrachloroethene	12 U	12 U	12 U	12 U	11 U	10 U
1,1,2,2-Tetrachloroethane	12 U	12 U	12 UJ	12 U	11 U	10 U
Toluene	12 U	12 U	12 U	12 U	11 U	10 U
Chlorobenzene	12 U	12 U	12 U	12 U	11 U	10 U
Ethylbenzene	12 U	12 U	12 U	12 U	11 U	10 U
Styrene	12 U	12 U	12 U	12 U	11 U	10 U
Xylenes (total)	12 U	12 U	12 U	12 U	11 U	10 U

FREQUENCY OF DETECTION SUMMARY
OPERABLE UNIT No. 11
SITE 80 - TCRA SURFACE SOIL
REMEDIAL INVESTIGATION CTO-0274
MCB CAMP LEJEUNE, NORTH CAROLINA
TCL ORGANICS

Client Sample ID:	80-MW06-00	80-MW07-00	80-OA-SB01-00	80-OA-SB04-00	80-OA-SB05-00	80-OA-SB06-00
Laboratory Sample ID:	AC7806	Q41118604	Q41118112	Q41118509	Q41118501	Q41118503
Date Sampled:	11/05/94	11/04/94	11/03/94	11/04/94	11/04/94	11/04/94
SEMIVOLATILES (ug/kg)						
Phenol	380 U	380 U	380 U	400 U	370 U	360 U
bis(2-Chloroethyl) ether	380 U	380 U	380 U	400 U	370 U	360 U
2-Chlorophenol	380 U	380 U	380 U	400 U	370 U	360 U
1,3-Dichlorobenzene	380 U	380 U	380 U	400 U	370 U	360 U
1,4-Dichlorobenzene	380 U	380 U	380 U	400 U	370 U	360 U
1,2-Dichlorobenzene	380 U	380 U	380 U	400 U	370 U	360 U
2-Methylphenol	380 U	380 U	380 U	400 U	370 U	360 U
2,2'-oxybis-(1-chloropropane)	380 U	380 U	380 U	400 U	370 U	360 U
4-Methylphenol	380 U	380 U	380 U	400 U	370 U	360 U
N-Nitroso-di-n-propylamine	380 U	380 U	380 U	400 U	370 U	360 U
Hexachloroethane	380 U	380 U	380 U	400 U	370 U	360 U
Nitrobenzene	380 U	380 U	380 U	400 U	370 U	360 U
Isophorone	380 U	380 U	380 U	400 U	370 U	360 U
2-Nitrophenol	380 U	380 U	380 U	400 U	370 U	360 U
2,4-Dimethylphenol	380 U	380 U	380 U	400 U	370 U	360 U
bis(2-Chloroethoxy) methane	380 U	380 U	380 U	400 U	370 U	360 U
2,4-Dichlorophenol	380 U	380 U	380 U	400 U	370 U	360 U
1,2,4-Trichlorobenzene	380 U	380 U	380 U	400 UJ	370 U	360 U
Naphthalene	380 U	380 U	380 U	400 U	370 U	360 U
4-Chloroaniline	380 U	380 UJ	380 UJ	400 UJ	370 UJ	360 UJ
Hexachlorobutadiene	380 U	380 U	380 U	400 U	370 U	360 U
4-Chloro-3-methylphenol	380 U	380 U	380 U	400 U	370 U	360 U
2-Methylnaphthalene	380 U	380 U	380 U	400 U	370 U	360 U
Hexachlorocyclopentadiene	380 U	380 U	380 U	400 U	370 U	360 U
2,4,6-Trichlorophenol	380 U	380 U	380 U	400 U	370 U	360 U
2,4,5-Trichlorophenol	920 U	920 UJ	930 U	970 UJ	890 UJ	870 UJ
2-Chloronaphthalene	380 U	380 U	380 U	400 U	370 U	360 U
2-Nitroaniline	920 U	920 U	930 U	970 U	890 U	870 U
Dimethyl phthalate	380 U	380 U	380 U	400 U	370 U	360 U
Acenaphthylene	380 U	380 U	380 U	400 U	370 U	360 U
2,6-Dinitrotoluene	380 U	380 U	380 U	400 U	370 U	360 U
3-Nitroaniline	920 U	920 U	930 U	970 U	890 U	870 U
Acenaphthene	380 U	380 U	380 U	400 U	370 U	360 U
2,4-Dinitrophenol	920 U	920 UJ	930 UJ	970 U	890 U	870 U
4-Nitrophenol	920 U	920 U	930 U	970 U	890 U	870 U

FREQUENCY OF DETECTION SUMMARY
OPERABLE UNIT No. 11
SITE 80 - TCRA SURFACE SOIL
REMEDIAL INVESTIGATION CTO-0274
MCB CAMP LEJEUNE, NORTH CAROLINA
TCL ORGANICS

Client Sample ID:	80-MW06-00	80-MW07-00	80-OA-SB01-00	80-OA-SB04-00	80-OA-SB05-00	80-OA-SB06-00
Laboratory Sample ID:	AC7806	Q41118604	Q41118112	Q41118509	Q41118501	Q41118503
Date Sampled:	11/05/94	11/04/94	11/03/94	11/04/94	11/04/94	11/04/94
SEMIVOLATILES (ug/kg) cont.						
Dibenzofuran	380 U	380 U	380 U	400 U	370 U	360 U
2,4-Dinitrotoluene	380 U	380 U	380 U	400 U	370 UJ	360 UJ
Diethylphthalate	380 U	380 U	380 U	400 U	370 U	360 U
4-Chlorophenyl phenyl ether	380 U	380 U	380 U	400 U	370 U	360 U
Fluorene	380 U	380 U	380 U	400 U	370 U	360 U
4-Nitroaniline	920 U	920 U	930 U	970 U	890 U	870 U
4,6-Dinitro-2-methylphenol	920 U	920 U	930 U	970 U	890 U	870 U
N-nitrosodiphenylamine	380 U	380 U	380 U	400 U	370 U	360 U
4-Bromophenyl-phenylether	380 U	380 U	380 U	400 U	370 U	360 U
Hexachlorobenzene	380 U	380 U	380 U	400 U	370 U	360 U
Pentachlorophenol	920 U	920 U	930 UJ	970 U	890 U	870 U
Phenanthrene	380 U	380 U	380 U	400 U	370 U	360 U
Anthracene	380 U	380 U	380 U	400 U	370 U	360 U
Carbazole	380 U	380 U	380 U	400 U	370 U	360 U
di-n-Butylphthalate	440 U	110 J	130 J	130 J	95 J	97 J
Fluoranthene	380 U	380 U	380 U	400 U	370 U	360 U
Pyrene	380 U	380 U	380 U	400 U	370 U	360 U
Butyl benzyl phthalate	380 U	380 U	380 U	400 U	370 U	360 U
3,3'-Dichlorobenzidine	380 U	380 UJ	380 U	400 UJ	370 UJ	360 UJ
Benzo[a]anthracene	380 U	380 U	380 U	400 U	370 U	360 U
Chrysene	380 U	380 U	380 U	400 U	370 U	360 U
bis(2-Ethylhexyl)phthalate	380 U	380 U	380 U	400 U	42 J	360 U
di-n-Octylphthalate	380 U	380 U	380 U	400 U	370 U	360 U
Benzo[b]fluoranthene	380 U	380 U	380 U	400 U	370 U	360 U
Benzo[k]fluoranthene	380 U	380 U	380 U	400 U	370 U	360 U
Benzo[a]pyrene	380 U	380 U	380 U	400 U	370 U	360 U
Indeno[1,2,3-cd]pyrene	380 U	380 U	380 U	400 U	370 U	360 U
Dibenz[a,h]anthracene	380 U	380 U	380 U	400 U	370 UJ	360 UJ
Benzo[g,h,i]perylene	380 U	380 U	380 U	400 U	370 U	360 U

FREQUENCY OF DETECTION SUMMARY
OPERABLE UNIT No. 11
SITE 80 - TCRA SURFACE SOIL
REMEDIAL INVESTIGATION CTO-0274
MCB CAMP LEJEUNE, NORTH CAROLINA
TCL ORGANICS

Client Sample ID:	80-MW06-00	80-MW07-00	80-OA-SB01-00	80-OA-SB04-00	80-OA-SB05-00	80-OA-SB06-00
Laboratory Sample ID:	AC7806	Q41118604	Q41118112	Q41118509	Q41118501	Q41118503
Date Sampled:	11/05/94	11/04/94	11/03/94	11/04/94	11/04/94	11/04/94
PESTICIDES/PCBs (ug/kg)						
alpha-BHC	2 U	1.9 U	2 U	2.1 U	1.9 U	1.8 U
beta-BHC	2 U	1.9 U	2 U	2.1 U	1.9 U	1.8 U
delta-BHC	2 U	1.9 U	2 U	2.1 U	1.9 U	1.8 U
Lindane (gamma-BHC)	2 U	1.9 U	2 U	2.1 U	1.9 U	1.8 U
Heptachlor	2 U	1.9 U	2 U	2.1 U	1.9 U	1.8 U
Aldrin	2 U	1.9 U	2 U	2.1 U	1.9 U	1.8 U
Heptachlor epoxide	2 U	1.9 U	2 U	2.1 U	1.9 U	1.8 U
Endosulfan I	2 U	1.9 U	2 U	2.1 U	1.9 U	1.8 U
Dieldrin	7.2 J	3.8 U	6.3	4 U	3.7 U	21
4,4'-DDE	37	21	26	0.6 J	3.7 U	13
Endrin	3.8 U	3.8 U	3.8 U	4 U	3.7 U	3.6 U
Endosulfan II	3.8 U	3.8 U	3.8 U	4 U	3.7 U	3.6 U
4,4'-DDD	15	3.8 U	6.4	4 U	12	3.6 U
Endosulfan sulfate	3.8 U	3.8 U	3.8 U	4 U	3.7 U	3.6 U
4,4'-DDT	3.8 U	6.7	2.1 J	4 U	5.9	1.6 J
Methoxychlor	20 U	19 U	20 U	21 U	19 U	18 U
Endrin ketone	3.8 U	3.8 U	3.8 U	4 U	3.7 U	3.6 U
Endrin aldehyde	3.8 U	3.8 U	3.8 U	4 U	3.7 U	3.6 U
alpha-Chlordane	24	1.9 U	2.1	2.1 U	1.9 U	5
gamma-Chlordane	20 J	1.9 U	2 U	2.1 U	1.9 U	4.2
Toxaphene	200 U	190 U	200 U	210 U	190 U	180 U
Aroclor 1016	38 U	38 U	38 U	40 U	37 U	36 U
Aroclor 1221	78 U	77 U	78 U	81 U	74 U	73 U
Aroclor 1232	38 U	38 U	38 U	40 U	37 U	36 U
Aroclor 1242	38 U	38 U	38 U	40 U	37 U	36 U
Aroclor 1248	38 U	38 U	38 U	40 U	37 U	36 U
Aroclor 1254	38 U	38 U	38 U	40 U	37 U	36 U
Aroclor 1260	38 U	38 U	38 U	40 U	37 U	36 U

FREQUENCY OF DETECTION SUMMARY
OPERABLE UNIT No. 11
SITE 80 - TCRA SURFACE SOIL
REMEDIAL INVESTIGATION CTO-0274
MCB CAMP LEJEUNE, NORTH CAROLINA
TCL ORGANICS

Client Sample ID:	80-SM-SB01-00	80-SM-SB02-00	80-SM-SB03-00	80-SM-SB04-00	80-SM-SB05-00	80-SM-SB06-00
Laboratory Sample ID:	AC6891	AC6893	AC6897	Q41118101	Q41118102	Q41118103
Date Sampled:	11/02/94	11/02/94	11/02/94	11/03/94	11/03/94	11/03/94
VOLATILES (ug/kg)						
Chloromethane	11 U	11 U	11 U	10 UJ	10 UJ	12 UJ
Bromomethane	11 UJ	11 UJ	11 UJ	10 UJ	10 UJ	12 UJ
Vinyl chloride	11 UJ	11 UJ	11 UJ	10 UJ	10 UJ	12 UJ
Chloroethane	11 U	11 U	11 U	10 U	10 U	12 U
Methylene chloride	11 U	11 U	11 U	10 U	10 U	12 U
Acetone	30 U	20 U	26 U	10 U	10 U	12 U
Carbon Disulfide	11 U	11 U	11 U	10 U	10 U	12 U
1,1-Dichloroethene	11 U	11 U	11 U	10 U	10 U	12 U
1,1-Dichloroethane	11 U	11 U	11 U	10 U	10 U	12 U
1,2-Dichloroethene(total)	11 U	11 U	11 U	10 U	10 U	12 U
Chloroform	11 U	11 U	11 U	10 U	10 U	12 U
1,2-Dichloroethane	11 U	11 U	11 U	10 U	10 U	12 U
2-Butanone	12 U	11 U	11 U	10 U	10 U	12 U
1,1,1-Trichloroethane	11 U	11 U	11 U	10 U	10 U	12 U
Carbon tetrachloride	11 U	11 U	11 U	10 U	10 U	12 U
Bromodichloromethane	11 U	11 U	11 U	10 U	10 U	12 U
1,2-Dichloropropane	11 U	11 U	11 U	10 U	10 U	12 U
cis-1,3-Dichloropropene	11 U	11 U	11 U	10 U	10 U	12 U
Trichloroethene	11 U	11 U	11 U	10 U	10 U	12 U
Dibromochloromethane	11 U	11 U	11 U	10 U	10 U	12 U
1,1,2-Trichloroethane	11 U	11 U	11 U	10 U	10 U	12 U
Benzene	11 U	11 U	11 U	10 U	10 U	12 U
trans-1,3-Dichloropropene	11 U	11 U	11 U	10 U	10 U	12 U
Bromoform	11 U	11 U	11 U	10 U	10 U	12 U
4-Methyl-2-pentanone	11 U	11 U	11 U	10 U	10 U	12 U
2-Hexanone	11 U	11 U	11 U	10 U	10 U	12 U
Tetrachloroethene	11 U	11 U	11 U	10 U	10 U	12 U
1,1,2,2-Tetrachloroethane	11 U	11 U	11 U	10 U	10 U	12 U
Toluene	11 U	11 U	11 U	10 U	10 U	12 U
Chlorobenzene	11 U	11 U	11 U	10 U	10 U	12 U
Ethylbenzene	11 U	11 U	11 U	10 U	10 U	12 U
Styrene	11 U	11 U	11 U	10 U	10 U	12 U
Xylenes (total)	11 U	11 U	11 U	10 U	10 U	12 U

FREQUENCY OF DETECTION SUMMARY
OPERABLE UNIT No. 11
SITE 80 - TCRA SURFACE SOIL
REMEDIAL INVESTIGATION CTO-0274
MCB CAMP LEJEUNE, NORTH CAROLINA
TCL ORGANICS

Client Sample ID:	80-SM-SB01-00	80-SM-SB02-00	80-SM-SB03-00	80-SM-SB04-00	80-SM-SB05-00	80-SM-SB06-00
Laboratory Sample ID:	AC6891	AC6893	AC6897	Q41118101	Q41118102	Q41118103
Date Sampled:	11/02/94	11/02/94	11/02/94	11/03/94	11/03/94	11/03/94
SEMIVOLATILES (ug/kg)						
Phenol	350 U	350 U	340 U	350 U	350 U	390 U
bis(2-Chloroethyl) ether	350 U	350 U	340 U	350 U	350 U	390 U
2-Chlorophenol	350 U	350 U	340 U	350 U	350 U	390 U
1,3-Dichlorobenzene	350 U	350 U	340 U	350 U	350 U	390 U
1,4-Dichlorobenzene	350 U	350 U	340 U	350 U	350 U	390 U
1,2-Dichlorobenzene	350 U	350 U	340 U	350 U	350 U	390 U
2-Methylphenol	350 U	350 U	340 U	350 U	350 U	390 U
2,2'-oxybis-(1-chloropropane)	350 U	350 U	340 U	350 U	350 U	390 U
4-Methylphenol	350 U	350 U	340 U	350 U	350 U	390 U
N-Nitroso-di-n-propylamine	350 U	350 U	340 U	350 U	350 U	390 U
Hexachloroethane	350 U	350 U	340 U	350 U	350 U	390 U
Nitrobenzene	350 U	350 U	340 U	350 U	350 U	390 U
Isophorone	350 U	350 U	340 U	350 U	350 U	390 U
2-Nitrophenol	350 U	350 U	340 U	350 U	350 U	390 U
2,4-Dimethylphenol	350 U	350 U	340 U	350 U	350 U	390 U
bis(2-Chloroethoxy) methane	350 U	350 U	340 U	350 U	350 U	390 U
2,4-Dichlorophenol	350 U	350 U	340 U	350 U	350 U	390 U
1,2,4-Trichlorobenzene	350 U	350 U	340 U	350 U	350 U	390 U
Naphthalene	350 U	350 U	340 U	350 U	350 U	390 U
4-Chloroaniline	350 U	350 U	340 U	350 UJ	350 UJ	390 UJ
Hexachlorobutadiene	350 U	350 U	340 U	350 U	350 U	390 U
4-Chloro-3-methylphenol	350 U	350 U	340 U	350 U	350 U	390 U
2-Methylnaphthalene	350 U	350 U	340 U	350 U	350 U	390 U
Hexachlorocyclopentadiene	350 U	350 U	340 U	350 U	350 U	390 U
2,4,6-Trichlorophenol	350 U	350 U	340 U	350 U	350 U	390 U
2,4,5-Trichlorophenol	850 U	840 U	830 U	850 U	860 U	950 U
2-Chloronaphthalene	350 U	350 U	340 U	350 U	350 U	390 U
2-Nitroaniline	850 U	840 U	830 U	850 U	860 U	950 U
Dimethyl phthalate	350 U	350 U	340 U	350 U	350 U	390 U
Acenaphthylene	350 U	350 U	340 U	350 U	350 U	390 U
2,6-Dinitrotoluene	350 U	350 U	340 U	350 U	350 U	390 U
3-Nitroaniline	850 U	840 U	830 U	850 U	860 U	950 U
Acenaphthene	350 U	350 U	340 U	350 U	350 U	390 U
2,4-Dinitrophenol	850 U	840 U	830 U	850 UJ	860 UJ	950 UJ
4-Nitrophenol	850 UJ	840 UJ	830 UJ	850 U	860 U	950 U

**FREQUENCY OF DETECTION SUMMARY
OPERABLE UNIT No. 11
SITE 80 - TCRA SURFACE SOIL
REMEDIAL INVESTIGATION CTO-0274
MCB CAMP LEJEUNE, NORTH CAROLINA
TCL ORGANICS**

Client Sample ID:	80-SM-SB01-00	80-SM-SB02-00	80-SM-SB03-00	80-SM-SB04-00	80-SM-SB05-00	80-SM-SB06-00
Laboratory Sample ID:	AC6891	AC6893	AC6897	Q41118101	Q41118102	Q41118103
Date Sampled:	11/02/94	11/02/94	11/02/94	11/03/94	11/03/94	11/03/94

SEMIVOLATILES (ug/kg) cont.

Dibenzofuran	350 U	350 U	340 U	350 U	350 U	390 U
2,4-Dinitrotoluene	350 U	350 U	340 U	350 U	350 U	390 U
Diethylphthalate	350 U	350 U	340 U	350 U	350 U	390 U
4-Chlorophenyl phenyl ether	350 UJ	350 UJ	340 UJ	350 U	350 U	390 U
Fluorene	350 U	350 U	340 U	350 U	350 U	390 U
4-Nitroaniline	850 UJ	840 UJ	830 UJ	850 U	860 U	950 U
4,6-Dinitro-2-methylphenol	850 U	840 U	830 U	850 U	860 U	950 U
N-nitrosodiphenylamine	350 U	350 U	340 U	350 U	350 U	390 U
4-Bromophenyl-phenylether	350 U	350 U	340 U	350 U	350 U	390 U
Hexachlorobenzene	350 U	350 U	340 U	350 U	350 U	390 U
Pentachlorophenol	850 U	840 U	830 U	850 UJ	860 UJ	950 UJ
Phenanthrene	350 U	350 U	340 U	100 J	350 U	390 U
Anthracene	350 U	350 U	340 U	350 U	350 U	390 U
Carbazole	350 U	350 U	340 U	350 U	350 U	390 U
di-n-Butylphthalate	350 U	350 U	340 U	60 J	140 J	120 J
Fluoranthene	350 U	350 U	340 U	100 J	350 U	390 U
Pyrene	350 U	350 U	340 U	92 J	350 U	390 U
Butyl benzyl phthalate	350 U	350 U	340 U	350 U	350 U	390 U
3,3'-Dichlorobenzidine	350 U	350 U	340 U	350 U	350 U	390 U
Benzo[a]anthracene	350 U	350 U	340 U	47 J	350 U	390 U
Chrysene	350 U	350 U	340 U	53 J	350 U	390 U
bis(2-Ethylhexyl)phthalate	350 U	350 U	340 U	350 U	350 U	390 U
di-n-Octylphthalate	350 U	350 U	340 U	350 U	350 U	390 U
Benzo[b]fluoranthene	350 U	350 U	340 U	40 J	350 U	390 U
Benzo[k]fluoranthene	350 U	350 U	340 U	38 J	350 U	390 U
Benzo[a]pyrene	350 U	350 U	340 U	43 J	350 U	390 U
Indeno[1,2,3-cd]pyrene	350 U	350 U	340 U	350 U	350 U	390 U
Dibenz[a,h]anthracene	350 U	350 U	340 U	350 U	350 U	390 U
Benzo[g,h,i]perylene	350 U	350 U	340 U	350 U	350 U	390 U

FREQUENCY OF DETECTION SUMMARY
OPERABLE UNIT No. 11
SITE 80 - TCRA SURFACE SOIL
REMEDIAL INVESTIGATION CTO-0274
MCB CAMP LEJEUNE, NORTH CAROLINA
TCL ORGANICS

Client Sample ID:	80-SM-SB01-00	80-SM-SB02-00	80-SM-SB03-00	80-SM-SB04-00	80-SM-SB05-00	80-SM-SB06-00
Laboratory Sample ID:	AC6891	AC6893	AC6897	Q41118101	Q41118102	Q41118103
Date Sampled:	11/02/94	11/02/94	11/02/94	11/03/94	11/03/94	11/03/94
PESTICIDES/PCBs (ug/kg)						
alpha-BHC	1.8 U	1.8 U	1.8 U	1.8 U	1.8 U	2 U
beta-BHC	1.8 UJ	1.8 UJ	1.8 UJ	1.8 U	1.8 U	2 U
delta-BHC	1.8 U	1.8 U	1.8 U	1.8 U	1.8 U	2 U
Lindane (gamma-BHC)	1.8 U	1.8 U	1.8 U	1.8 U	1.8 U	2 U
Heptachlor	1.8 U	1.8 U	1.8 U	1.8 U	1.8 U	2 U
Aldrin	1.8 U	1.8 U	1.8 U	1.8 U	1.8 U	2 U
Heptachlor epoxide	1.8 U	1.8 U	1.8 U	1.8 U	1.8 U	2 U
Endosulfan I	1.8 U	1.8 U	1.8 U	1.8 U	1.8 U	2 U
Dieldrin	3.4 U	3.4 U	3.4 U	3.5 U	3.5 U	3.9 U
4,4'-DDE	3.4 U	3.4 U	3.4 U	0.9 J	3.5 U	3.9 U
Endrin	3.4 U	3.4 U	3.4 U	3.5 U	3.5 U	3.9 U
Endosulfan II	3.4 U	3.4 U	3.4 U	3.5 U	3.5 U	3.9 U
4,4'-DDD	3.4 U	3.4 U	3.4 U	3.5 U	3.5 U	3.9 U
Endosulfan sulfate	3.4 U	3.4 U	3.4 U	3.5 U	3.5 U	3.9 U
4,4'-DDT	3.4 U	3.4 U	3.4 U	1.3 J	3.5 U	3.9 U
Methoxychlor	18 U	18 U	18 U	18 U	18 U	20 U
Endrin ketone	3.4 U	3.4 U	3.4 U	3.5 U	3.5 U	3.9 U
Endrin aldehyde	3.4 U	3.4 U	3.4 U	3.5 U	3.5 U	3.9 U
alpha-Chlordane	1.8 U	1.8 U	1.8 U	1.8 U	1.8 U	2 U
gamma-Chlordane	1.8 U	1.8 U	1.8 U	1.8 U	1.8 U	2 U
Toxaphene	180 U	180 U	180 U	180 U	180 U	200 U
Aroclor 1016	34 U	34 U	34 U	35 U	35 U	39 U
Aroclor 1221	70 U	69 U	70 U	71 U	72 U	80 U
Aroclor 1232	34 U	34 U	34 U	35 U	35 U	39 U
Aroclor 1242	34 U	34 U	34 U	35 U	35 U	39 U
Aroclor 1248	34 U	34 U	34 U	35 U	35 U	39 U
Aroclor 1254	34 U	34 U	34 U	35 U	35 U	39 U
Aroclor 1260	34 U	34 U	34 U	35 U	35 U	39 U

FREQUENCY OF DETECTION SUMMARY
OPERABLE UNIT No. 11
SITE 80 - TCRA SURFACE SOIL
REMEDIAL INVESTIGATION CTO-0274
MCB CAMP LEJEUNE, NORTH CAROLINA
TCL ORGANICS

Client Sample ID:	80-SM-SB07-00	80-SM-SB08-00	80-SM-SB09-00	80-SM-SB10-00	80-MW08-00
Laboratory Sample ID:	Q41118105	Q41118106	Q41118107	Q41118109	AF6668
Date Sampled:	11/03/94	11/03/94	11/03/94	11/03/94	06/13/95

VOLATILES (ug/kg)

Chloromethane	11 UJ	14 UJ	11 UJ	11 U	NA
Bromomethane	11 UJ	14 UJ	11 UJ	11 U	NA
Vinyl chloride	11 UJ	14 UJ	11 UJ	11 U	NA
Chloroethane	11 U	14 U	11 U	11 U	NA
Methylene chloride	11 U	14 U	11 U	13 U	NA
Acetone	11 U	14 U	11 U	11 U	NA
Carbon Disulfide	11 U	14 U	11 U	11 U	NA
1,1-Dichloroethene	11 U	14 U	11 U	11 U	NA
1,1-Dichloroethane	11 U	14 U	11 U	11 U	NA
1,2-Dichloroethene(total)	11 U	14 U	11 U	11 U	NA
Chloroform	11 U	14 U	11 U	11 U	NA
1,2-Dichloroethane	11 U	14 U	11 U	11 U	NA
2-Butanone	11 U	14 U	11 U	11 U	NA
1,1,1-Trichloroethane	11 U	14 U	11 U	11 U	NA
Carbon tetrachloride	11 U	14 U	11 U	11 U	NA
Bromodichloromethane	11 U	14 U	11 U	11 U	NA
1,2-Dichloropropane	11 U	14 U	11 U	11 U	NA
cis-1,3-Dichloropropene	11 U	14 U	11 U	11 U	NA
Trichloroethene	11 U	14 U	11 U	11 U	NA
Dibromochloromethane	11 U	14 U	11 U	11 U	NA
1,1,2-Trichloroethane	11 U	14 U	11 U	11 UJ	NA
Benzene	11 U	14 U	11 U	11 U	NA
trans-1,3-Dichloropropene	11 U	14 U	11 U	11 U	NA
Bromoform	11 U	14 U	11 U	11 UJ	NA
4-Methyl-2-pentanone	11 U	14 U	11 U	11 UJ	NA
2-Hexanone	11 U	14 U	11 U	11 UJ	NA
Tetrachloroethene	11 U	14 U	11 U	11 U	NA
1,1,2,2-Tetrachloroethane	11 U	14 U	11 U	11 UJ	NA
Toluene	11 U	14 U	11 U	11 U	NA
Chlorobenzene	11 U	14 U	11 U	11 U	NA
Ethylbenzene	11 U	14 U	11 U	11 U	NA
Styrene	11 U	14 U	11 U	11 U	NA
Xylenes (total)	11 U	14 U	11 U	11 U	NA

FREQUENCY OF DETECTION SUMMARY
OPERABLE UNIT No. 11
SITE 80 - TCRA SURFACE SOIL
REMEDIAL INVESTIGATION CTO-0274
MCB CAMP LEJEUNE, NORTH CAROLINA
TCL ORGANICS

Client Sample ID:	80-SM-SB07-00	80-SM-SB08-00	80-SM-SB09-00	80-SM-SB10-00	80-MW08-00
Laboratory Sample ID:	Q41118105	Q41118106	Q41118107	Q41118109	AF6668
Date Sampled:	11/03/94	11/03/94	11/03/94	11/03/94	06/13/95

SEMIVOLATILES (ug/kg)

Phenol	350 U	440 U	350 U	360 U	NA
bis(2-Chloroethyl) ether	350 U	440 U	350 U	360 U	NA
2-Chlorophenol	350 U	440 U	350 U	360 U	NA
1,3-Dichlorobenzene	350 U	440 U	350 U	360 U	NA
1,4-Dichlorobenzene	350 U	440 U	350 U	360 U	NA
1,2-Dichlorobenzene	350 U	440 U	350 U	360 U	NA
2-Methylphenol	350 U	440 U	350 U	360 U	NA
2,2'-oxybis-(1-chloropropane)	350 U	440 U	350 U	360 U	NA
4-Methylphenol	350 U	440 U	350 U	360 U	NA
N-Nitroso-di-n-propylamine	350 U	440 U	350 U	360 U	NA
Hexachloroethane	350 U	440 U	350 U	360 U	NA
Nitrobenzene	350 U	440 U	350 U	360 U	NA
Isophorone	350 U	440 U	350 U	360 U	NA
2-Nitrophenol	350 U	440 U	350 U	360 U	NA
2,4-Dimethylphenol	350 U	440 U	350 U	360 U	NA
bis(2-Chloroethoxy) methane	350 U	440 U	350 U	360 U	NA
2,4-Dichlorophenol	350 U	440 U	350 U	360 U	NA
1,2,4-Trichlorobenzene	350 U	440 U	350 U	360 U	NA
Naphthalene	350 U	440 U	350 U	360 U	NA
4-Chloroaniline	350 U	440 U	350 U	360 UJ	NA
Hexachlorobutadiene	350 U	440 U	350 U	360 U	NA
4-Chloro-3-methylphenol	350 U	440 U	350 U	360 U	NA
2-Methylnaphthalene	350 U	440 U	350 U	360 U	NA
Hexachlorocyclopentadiene	350 U	440 U	350 U	360 U	NA
2,4,6-Trichlorophenol	350 U	440 U	350 U	360 U	NA
2,4,5-Trichlorophenol	840 U	1100 U	860 U	880 U	NA
2-Chloronaphthalene	350 U	440 U	350 U	360 U	NA
2-Nitroaniline	840 U	1100 U	860 U	880 U	NA
Dimethyl phthalate	350 U	440 U	350 U	360 U	NA
Acenaphthylene	350 U	440 U	350 U	360 U	NA
2,6-Dinitrotoluene	350 U	440 U	350 U	360 U	NA
3-Nitroaniline	840 U	1100 U	860 U	880 U	NA
Acenaphthene	350 U	440 U	350 U	360 U	NA
2,4-Dinitrophenol	840 U	1100 U	860 U	880 UJ	NA
4-Nitrophenol	840 U	1100 U	860 U	880 U	NA

FREQUENCY OF DETECTION SUMMARY
OPERABLE UNIT No. 11
SITE 80 - TCRA SURFACE SOIL
REMEDIAL INVESTIGATION CTO-0274
MCB CAMP LEJEUNE, NORTH CAROLINA
TCL ORGANICS

Client Sample ID:	80-SM-SB07-00	80-SM-SB08-00	80-SM-SB09-00	80-SM-SB10-00	80-MW08-00
Laboratory Sample ID:	Q41118105	Q41118106	Q41118107	Q41118109	AF6668
Date Sampled:	11/03/94	11/03/94	11/03/94	11/03/94	06/13/95

SEMIVOLATILES (ug/kg) cont.

Dibenzofuran	350 U	440 U	350 U	360 U	NA
2,4-Dinitrotoluene	350 U	440 U	350 U	360 U	NA
Diethylphthalate	350 U	440 U	350 U	360 U	NA
4-Chlorophenyl phenyl ether	350 U	440 U	350 U	360 U	NA
Fluorene	350 U	440 U	350 U	360 U	NA
4-Nitroaniline	840 U	1100 U	860 U	880 U	NA
4,6-Dinitro-2-methylphenol	840 U	1100 U	860 U	880 U	NA
N-nitrosodiphenylamine	350 U	440 U	350 U	360 U	NA
4-Bromophenyl-phenylether	350 U	440 U	350 U	360 U	NA
Hexachlorobenzene	350 U	440 U	350 U	360 U	NA
Pentachlorophenol	840 U	1100 U	860 U	880 UJ	NA
Phenanthrene	350 U	440 U	350 U	360 U	NA
Anthracene	350 U	440 U	350 U	360 U	NA
Carbazole	350 U	440 U	350 U	360 U	NA
di-n-Butylphthalate	86 J	79 J	110 J	120 J	NA
Fluoranthene	350 U	440 U	350 U	360 U	NA
Pyrene	350 U	440 U	350 U	360 U	NA
Butyl benzyl phthalate	350 U	440 U	350 U	360 U	NA
3,3'-Dichlorobenzidine	350 U	440 U	350 U	360 U	NA
Benzo[a]anthracene	350 U	440 U	350 U	360 U	NA
Chrysene	350 U	440 U	350 U	360 U	NA
bis(2-Ethylhexyl)phthalate	350 U	440 U	350 U	38 J	NA
di-n-Octylphthalate	350 U	440 U	350 U	360 U	NA
Benzo[b]fluoranthene	350 U	440 U	350 U	360 U	NA
Benzo[k]fluoranthene	350 U	440 U	350 U	360 U	NA
Benzo[a]pyrene	350 U	440 U	350 U	360 U	NA
Indeno[1,2,3-cd]pyrene	350 U	440 U	350 U	360 U	NA
Dibenz[a,h]anthracene	350 U	440 U	350 U	360 U	NA
Benzo[g,h,i]perylene	350 U	440 U	350 U	360 U	NA

FREQUENCY OF DETECTION SUMMARY
OPERABLE UNIT No. 11
SITE 80 - TCRA SURFACE SOIL
REMEDIAL INVESTIGATION CTO-0274
MCB CAMP LEJEUNE, NORTH CAROLINA
TCL ORGANICS

Client Sample ID:	80-SM-SB07-00	80-SM-SB08-00	80-SM-SB09-00	80-SM-SB10-00	80-MW08-00
Laboratory Sample ID:	Q41118105	Q41118106	Q41118107	Q41118109	AF6668
Date Sampled:	11/03/94	11/03/94	11/03/94	11/03/94	06/13/95
PESTICIDES/PCBs (ug/kg)					
alpha-BHC	1.8 U	2.3 U	1.8 U	1.9 U	1.9 U
beta-BHC	1.8 U	2.3 U	1.8 U	1.9 U	1.9 U
delta-BHC	1.8 U	2.3 U	1.8 U	1.9 U	1.9 U
Lindane (gamma-BHC)	1.8 U	2.3 U	1.8 U	1.9 U	1.9 U
Heptachlor	1.8 U	2.3 U	1.8 U	1.9 U	1.9 U
Aldrin	1.8 U	2.3 U	1.8 U	1.9 U	1.9 U
Heptachlor epoxide	1.8 U	2.3 U	1.8 U	1.9 U	1.9 U
Endosulfan I	1.8 U	2.3 U	1.8 U	1.9 U	1.9 U
Dieldrin	3.5 U	1.1 J	3.5 U	2 J	23
4,4'-DDE	3.5 U	2.7 J	3.5 U	2.9 J	180
Endrin	3.5 U	4.4 U	3.5 U	3.6 U	3.7 U
Endosulfan II	3.5 U	4.4 U	3.5 U	3.6 U	3.7 U
4,4'-DDD	3.5 U	1.7 J	3.5 U	1.5 J	52 J
Endosulfan sulfate	3.5 U	4.4 U	3.5 U	3.6 U	3.7 U
4,4'-DDT	3.5 U	1.5 J	3.5 U	3.6 U	140
Methoxychlor	18 U	23 U	18 U	19 U	19 U
Endrin ketone	3.5 U	4.4 U	3.5 U	3.6 U	3.7 U
Endrin aldehyde	3.5 U	4.4 U	3.5 U	3.6 U	3.7 U
alpha-Chlordane	0.82 J	2.3 U	1.8 U	1.9 U	3 J
gamma-Chlordane	1.8 U	2.3 U	1.8 U	1.9 U	1.9 U
Toxaphene	180 U	230 U	180 U	190 U	190 U
Aroclor 1016	35 U	44 U	35 U	36 U	NA
Aroclor 1221	70 U	89 U	72 U	74 U	NA
Aroclor 1232	35 U	44 U	35 U	36 U	NA
Aroclor 1242	35 U	44 U	35 U	36 U	NA
Aroclor 1248	35 U	44 U	35 U	36 U	NA
Aroclor 1254	35 U	44 U	35 U	36 U	NA
Aroclor 1260	35 U	44 U	35 U	36 U	NA

Client Sample ID:
 Laboratory Sample ID:
 Date Sampled:

	MINIMUM NONDETECTED	MAXIMUM NONDETECTED	MINIMUM DETECTED	MAXIMUM DETECTED	LOCATION OF MAXIMUM DETECTED	FREQUENCY OF DETECTION
VOLATILES (ug/kg)						
Chloromethane	10 U	14 UJ	ND	ND		0/22
Bromomethane	10 U	14 UJ	ND	ND		0/22
Vinyl chloride	10 U	14 UJ	ND	ND		0/22
Chloroethane	10 U	14 U	ND	ND		0/22
Methylene chloride	10 U	33 U	ND	ND		0/22
Acetone	10 U	30 U	ND	ND		0/22
Carbon Disulfide	10 U	14 U	ND	ND		0/22
1,1-Dichloroethene	10 U	14 U	ND	ND		0/22
1,1-Dichloroethane	10 U	14 U	ND	ND		0/22
1,2-Dichloroethene(total)	10 U	14 U	ND	ND		0/22
Chloroform	10 U	14 U	ND	ND		0/22
1,2-Dichloroethane	10 U	14 U	ND	ND		0/22
2-Butanone	10 U	19 U	ND	ND		0/22
1,1,1-Trichloroethane	10 U	14 U	ND	ND		0/22
Carbon tetrachloride	10 U	14 U	ND	ND		0/22
Bromodichloromethane	10 U	14 U	ND	ND		0/22
1,2-Dichloropropane	10 U	14 U	ND	ND		0/22
cis-1,3-Dichloropropene	10 U	14 U	ND	ND		0/22
Trichloroethene	10 U	14 U	ND	ND		0/22
Dibromochloromethane	10 U	14 U	ND	ND		0/22
1,1,2-Trichloroethane	10 U	14 U	ND	ND		0/22
Benzene	10 U	14 U	ND	ND		0/22
trans-1,3-Dichloropropene	10 U	14 U	ND	ND		0/22
Bromoform	10 U	14 U	ND	ND		0/22
4-Methyl-2-pentanone	10 U	14 U	ND	ND		0/22
2-Hexanone	10 U	14 U	ND	ND		0/22
Tetrachloroethene	10 U	14 U	ND	ND		0/22
1,1,2,2-Tetrachloroethane	10 U	14 U	ND	ND		0/22
Toluene	10 U	14 U	ND	ND		0/22
Chlorobenzene	10 U	14 U	ND	ND		0/22
Ethylbenzene	10 U	14 U	ND	ND		0/22
Styrene	10 U	14 U	ND	ND		0/22
Xylenes (total)	10 U	14 U	ND	ND		0/22

Client Sample ID:
 Laboratory Sample ID:
 Date Sampled:

MINIMUM
 NONDETECTED

MAXIMUM
 NONDETECTED

MINIMUM
 DETECTED

MAXIMUM
 DETECTED

LOCATION OF
 MAXIMUM
 DETECTED

FREQUENCY
 OF
 DETECTION

SEMIVOLATILES (ug/kg)

Phenol	340 U	440 U	ND	ND		0/22
bis(2-Chloroethyl) ether	340 U	440 U	ND	ND		0/22
2-Chlorophenol	340 U	440 U	ND	ND		0/22
1,3-Dichlorobenzene	340 U	440 U	ND	ND		0/22
1,4-Dichlorobenzene	340 U	440 U	ND	ND		0/22
1,2-Dichlorobenzene	340 U	440 U	ND	ND		0/22
2-Methylphenol	340 U	440 U	ND	ND		0/22
2,2'-oxybis-(1-chloropropane)	340 U	440 U	ND	ND		0/22
4-Methylphenol	340 U	440 U	ND	ND		0/22
N-Nitroso-di-n-propylamine	340 U	440 U	ND	ND		0/22
Hexachloroethane	340 U	440 U	ND	ND		0/22
Nitrobenzene	340 U	440 U	ND	ND		0/22
isophorone	340 U	440 U	ND	ND		0/22
2-Nitrophenol	340 U	440 U	ND	ND		0/22
2,4-Dimethylphenol	340 U	440 U	ND	ND		0/22
bis(2-Chloroethoxy) methane	340 U	440 U	ND	ND		0/22
2,4-Dichlorophenol	340 U	440 U	ND	ND		0/22
1,2,4-Trichlorobenzene	340 U	440 U	ND	ND		0/22
Naphthalene	340 U	440 U	ND	ND		0/22
4-Chloroaniline	340 U	440 U	ND	ND		0/22
Hexachlorobutadiene	340 U	440 U	ND	ND		0/22
4-Chloro-3-methylphenol	340 U	440 U	ND	ND		0/22
2-Methylnaphthalene	340 U	440 U	ND	ND		0/22
Hexachlorocyclopentadiene	340 U	440 U	ND	ND		0/22
2,4,6-Trichlorophenol	340 U	440 U	ND	ND		0/22
2,4,5-Trichlorophenol	830 U	1100 U	ND	ND		0/22
2-Chloronaphthalene	340 U	440 U	ND	ND		0/22
2-Nitroaniline	830 U	1100 U	ND	ND		0/22
Dimethyl phthalate	340 U	440 U	ND	ND		0/22
Acenaphthylene	340 U	440 U	ND	ND		0/22
2,6-Dinitrotoluene	340 U	440 U	ND	ND		0/22
3-Nitroaniline	830 U	1100 U	ND	ND		0/22
Acenaphthene	340 U	440 U	ND	ND		0/22
2,4-Dinitrophenol	830 U	1100 U	ND	ND		0/22
4-Nitrophenol	830 UJ	1100 U	ND	ND		0/22

Client Sample ID:
 Laboratory Sample ID:
 Date Sampled:

MINIMUM
 NONDETECTED

MAXIMUM
 NONDETECTED

MINIMUM
 DETECTED

MAXIMUM
 DETECTED

LOCATION OF
 MAXIMUM
 DETECTED

FREQUENCY
 OF
 DETECTION

SEMIVOLATILES (ug/kg) cont.

Dibenzofuran	340 U	440 U	ND	ND		0/22
2,4-Dinitrotoluene	340 U	440 U	ND	ND		0/22
Diethylphthalate	340 U	440 U	ND	ND		0/22
4-Chlorophenyl phenyl ether	340 UJ	440 U	ND	ND		0/22
Fluorene	340 U	440 U	ND	ND		0/22
4-Nitroaniline	830 UJ	1100 U	ND	ND		0/22
4,6-Dinitro-2-methylphenol	830 U	1100 U	ND	ND		0/22
N-nitrosodiphenylamine	340 U	440 U	ND	ND		0/22
4-Bromophenyl-phenylether	340 U	440 U	ND	ND		0/22
Hexachlorobenzene	340 U	440 U	ND	ND		0/22
Pentachlorophenol	830 U	1100 U	ND	ND		0/22
Phenanthrene	340 U	440 U	100 J	100 J	80-SM-SB04-00	1/22
Anthracene	340 U	440 U	ND	ND		0/22
Carbazole	340 U	440 U	ND	ND		0/22
di-n-Butylphthalate	340 U	440 U	60 J	150 J	80-DA-SB01-00	15/22
Fluoranthene	340 U	440 U	100 J	100 J	80-SM-SB04-00	1/22
Pyrene	340 U	440 U	92 J	92 J	80-SM-SB04-00	1/22
Butyl benzyl phthalate	340 U	440 U	ND	ND		0/22
3,3'-Dichlorobenzidine	340 U	440 U	ND	ND		0/22
Benzo[a]anthracene	340 U	440 U	47 J	47 J	80-SM-SB04-00	1/22
Chrysene	340 U	440 U	53 J	53 J	80-SM-SB04-00	1/22
bis(2-Ethylhexyl)phthalate	340 U	440 U	38 J	66 J	80-LA-SB01-00	3/22
di-n-Octylphthalate	340 U	440 U	ND	ND		0/22
Benzo[b]fluoranthene	340 U	440 U	40 J	40 J	80-SM-SB04-00	1/22
Benzo[k]fluoranthene	340 U	440 U	38 J	38 J	80-SM-SB04-00	1/22
Benzo[a]pyrene	340 U	440 U	43 J	43 J	80-SM-SB04-00	1/22
Indeno[1,2,3-cd]pyrene	340 U	440 U	ND	ND		0/22
Dibenz[a,h]anthracene	340 U	440 U	ND	ND		0/22
Benzo[g,h,i]perylene	340 U	440 U	180 J	180 J	80-LA-SB01-00	1/22

Client Sample ID:
 Laboratory Sample ID:
 Date Sampled:

	MINIMUM NONDETECTED	MAXIMUM NONDETECTED	MINIMUM DETECTED	MAXIMUM DETECTED	LOCATION OF MAXIMUM DETECTED	FREQUENCY OF DETECTION
PESTICIDES/PCBs (ug/kg)						
alpha-BHC	1.8 UJ	4.1 U	ND	ND		0/23
beta-BHC	1.8 UJ	4.1 U	ND	ND		0/23
delta-BHC	1.8 UJ	4.1 U	ND	ND		0/23
Lindane (gamma-BHC)	1.8 UJ	4.1 U	ND	ND		0/23
Heptachlor	1.8 UJ	4.1 U	ND	ND		0/23
Aldrin	1.8 UJ	4.1 U	18	18	80-LA-SB01-00	1/23
Heptachlor epoxide	1.8 UJ	4.1 U	ND	ND		0/23
Endosulfan I	1.8 UJ	4.1 U	ND	ND		0/23
Dieldrin	3.4 U	4.1 U	1.1 J	29	80-LA-SB01-00	10/23
4,4'-DDE	3.4 U	3.9 U	0.6 J	620	80-LA-SB07-00	15/23
Endrin	3.4 U	8 U	ND	ND		0/23
Endosulfan II	3.4 U	8 U	ND	ND		0/23
4,4'-DDD	3.4 U	4.1 U	1.5 J	62	80-LA-SB01-00	9/23
Endosulfan sulfate	3.4 U	8 U	ND	ND		0/23
4,4'-DDT	3.4 U	4 U	1.3 J	450	80-MA-SB03-00	13/23
Methoxychlor	18 UJ	41 U	ND	ND		0/23
Endrin ketone	3.4 U	4.4 U	7.7 J	7.7 J	80-LA-SB07-00	1/23
Endrin aldehyde	3.4 U	8 U	ND	ND		0/23
alpha-Chlordane	1.8 UJ	4.1 U	0.82 J	32	80-LA-SB01-00	6/23
gamma-Chlordane	1.8 UJ	4.1 U	2.9	31	80-LA-SB01-00	4/23
Toxaphene	180 UJ	410 U	ND	ND		0/23
Aroclor 1016	34 U	80 U	ND	ND		0/22
Aroclor 1221	69 U	160 U	ND	ND		0/22
Aroclor 1232	34 U	80 U	ND	ND		0/22
Aroclor 1242	34 U	80 U	ND	ND		0/22
Aroclor 1248	34 U	80 U	ND	ND		0/22
Aroclor 1254	34 U	80 U	ND	ND		0/22
Aroclor 1260	34 U	80 U	ND	ND		0/22

APPENDIX H.2
SURFACE SOIL METALS

FREQUENCY OF DETECTION SUMMARY
 OPERABLE UNIT No. 11
 SITE 80 - SURFACE SOIL
 REMEDIAL INVESTIGATION CTO-0274
 MCB CAMP LEJEUNE, NORTH CAROLINA
 TAL INORGANICS

Client Sample ID:	80-DA-SB01-00	80-DA-SB02-00	80-LA-SB01-00	80-LA-SB02-00	80-LA-SB03-00	80-LA-SB04-00
Laboratory Sample ID:	Q41118111A	Q41118110A	AC7800	AC6661	AC6679	AC6885
Date Sampled:	11/03/94	11/03/94	11/05/94	11/01/94	11/01/94	11/02/94

	<u>UNITS</u>						
Aluminum	MG/KG	1860 J	2140 J	2510	2470 J	3040 J	12000 J
Antimony	MG/KG	2.9 UJ	2.6 UJ	11.4 U	12.8 U	11.1 U	11.5 UJ
Arsenic	MG/KG	1.1	0.84 J	63.3	3	7.9	37.7 J
Barium	MG/KG	8.4	11.1	20.3	21.6	71.3	29.1
Beryllium	MG/KG	0.03	0.14	0.23 U	0.26 U	0.22 U	0.23 U
Cadmium	MG/KG	0.35 U	0.32 U	1.1 U	1.6	2.8 J	1.1 U
Calcium	MG/KG	309	179	26400	33500 J	62700 J	6310 J
Chromium	MG/KG	1.5 J	1.5	9.7	11.3	18.8	19.8 J
Cobalt	MG/KG	0.45 U	0.41 U	2.3 U	2.6 U	2.2 U	2.3 U
Copper	MG/KG	0.33 U	0.44 J	8.8	9.6	30.2	6.7
Iron	MG/KG	713 J	821 J	3190	2050	2550	5320 J
Lead	MG/KG	7.2 J	7.8 J	31.1	42.7	51.2	63 J
Magnesium	MG/KG	76.1	70.2	1240	990	1890	785
Manganese	MG/KG	13	11.1	39.7	58.3	42	89.7 J
Mercury	MG/KG	0.15	0.11 U	0.4	0.14 U	2.7	1.8
Nickel	MG/KG	1 U	0.92 U	4.6 U	5.1 U	5.2 J	4.6 U
Potassium	MG/KG	90.1 U	81.4 U	229 U	465	222 U	561 J
Selenium	MG/KG	0.62 U	0.56 U	1.1 U	1.7	1.1 U	1.1 U
Silver	MG/KG	0.47 U	0.43 U	1.1 U	1.3 U	6.6	1.1 U
Sodium	MG/KG	70.2	57.5	54.2	89.4	69.4	33 J
Thallium	MG/KG	0.95 U	0.85 U	2.3 UJ	2.6 U	2.2 U	2.3 U
Vanadium	MG/KG	2.1	2.3	8.8	6.3	7.3	14.9 J
Zinc	MG/KG	7.8 UJ	5.2 UJ	70.6	103 J	210 J	44.4 J
Moisture	%	N/A	N/A	14.23	21.68	14.07	13.58

FREQUENCY OF DETECTION SUMMARY
 OPERABLE UNIT No. 11
 SITE 80 - SURFACE SOIL
 REMEDIAL INVESTIGATION CTO-0274
 MCB CAMP LEJEUNE, NORTH CAROLINA
 TAL INORGANICS

Client Sample ID:	80-LA-SB05-00	80-LA-SB06-00	80-LA-SB07-00	80-MA-SB01-00	80-MA-SB02-00	80-MA-SB03-00	
Laboratory Sample ID:	AC6684	AC6930	Q41118001A	AC6904	AC6881	AC6914	
Date Sampled:	11/01/94	11/02/94	11/02/94	11/02/94	11/01/94	11/02/94	
	<u>UNITS</u>						
Aluminum	MG/KG	5390 J	5720 J	9370 J	3390 J	4500 J	5520 J
Antimony	MG/KG	11.4 U	10.8 UJ	2.9 UJ	10.5 UJ	10.4 UJ	12.2 UJ
Arsenic	MG/KG	8.5	41.5 J	15.3	2.1 UJ	5.5 J	3.8 J
Barium	MG/KG	18	35.1	35.7	13.2	13	12.3
Beryllium	MG/KG	0.23 U	0.24	0.25	0.23	0.21 U	0.24 U
Cadmium	MG/KG	1.1 U	1.1 U	0.39	1.1 U	1 U	1.2 U
Calcium	MG/KG	1600 J	7380 J	3510	23800 J	55200 J	49800 J
Chromium	MG/KG	7.6	12.9 J	9 J	5 J	11.5 J	12.1 J
Cobalt	MG/KG	2.3 U	2.2 U	1.4	2.1 U	2.1 U	2.4 U
Copper	MG/KG	3.5	12.2 J	5.2	3.2	2.4	2.4 U
Iron	MG/KG	2800	7420 J	3440 J	1360 J	2050 J	4230 J
Lead	MG/KG	22.8	211 J	27.9 J	6.9 J	9.3 J	5.8 J
Magnesium	MG/KG	271	1590	422	528	1270	1310
Manganese	MG/KG	33.5	60.9 J	133	31.4 J	32.9 J	28.5 J
Mercury	MG/KG	0.68	1.1	2.3	0.11 U	0.53	0.13 U
Nickel	MG/KG	4.6 U	4.3 U	3.4 J	4.2 U	4.2 U	4.9 U
Potassium	MG/KG	229 U	216 U	237	211 U	265 J	344
Selenium	MG/KG	1.1 U	1.2	0.63 U	1.1 U	1 U	1.2 U
Silver	MG/KG	1.1 U	1.1	0.48 U	1.1 U	1 U	1.2 U
Sodium	MG/KG	29.1	43.5	29.6 U	51.1	123	87.9
Thallium	MG/KG	2.3 U	2.2 U	0.96 U	2.1 U	2.1 U	2.4 U
Vanadium	MG/KG	7.1	12.8	9.3	5.5	8.2	12.2
Zinc	MG/KG	37.2 UJ	94.1 J	48.3 J	18.9 J	37.9 J	22.7 J
Moisture	%	13.4	12.04	N/A	6.02	5.59	20.71

FREQUENCY OF DETECTION SUMMARY
 OPERABLE UNIT No. 11
 SITE 80 - SURFACE SOIL
 REMEDIAL INVESTIGATION CTO-0274
 MCB CAMP LEJEUNE, NORTH CAROLINA
 TAL INORGANICS

Client Sample ID:	80-MA-SB04-00	80-MW031W-00	80-MW04-00	80-MW05-00	80-MW06-00	80-MW07-00
Laboratory Sample ID:	AC6690	Q41118707	Q41118401	Q41118506	AC7806	Q41118604
Date Sampled:	11/01/94	11/05/94	11/03/94	11/04/94	11/05/94	11/04/94

	UNITS	80-MA-SB04-00	80-MW031W-00	80-MW04-00	80-MW05-00	80-MW06-00	80-MW07-00
Aluminum	MG/KG	5000 J	9270	2200	2170	3170	4380
Antimony	MG/KG	10.7 U	2.7 UJ	2.8 UJ	2.6 UJ	11.6 U	2.7 UJ
Arsenic	MG/KG	3.2	25.9	2.3	5.4	2.3 U	2.3
Barium	MG/KG	10.5	20.6	10.2	10.8	6.6 J	14.4
Beryllium	MG/KG	0.21 U	0.16	0.07	0.05	0.25	0.12
Cadmium	MG/KG	1.1 U	0.52 J	0.39	0.32 U	1.2 U	0.33 U
Calcium	MG/KG	91200 J	3110 J	6470	463	655	283 J
Chromium	MG/KG	22.7	16	4.8	2.5	4.6	5.2
Cobalt	MG/KG	2.1 U	1.3	0.43 U	0.41 U	2.3 U	0.61
Copper	MG/KG	2.4	5.9	3.3	1.2	2.3 U	1.4
Iron	MG/KG	3770	6210	857	1000	1370	5050
Lead	MG/KG	0.64 U	46.4	25.1	19.1	12.2 J	6.7
Magnesium	MG/KG	2030	580	207	112	98	154
Manganese	MG/KG	76.6	37.9	15.4 J	16.2 J	7.9 J	25.1
Mercury	MG/KG	0.25	1.1	0.64	0.29	0.12 U	0.1 U
Nickel	MG/KG	4.3	2.7 J	1.5	1.2 J	4.6 U	2
Potassium	MG/KG	1110	485	166 J	147 J	232 U	184
Selenium	MG/KG	1.1 U	0.57 U	0.59 U	0.56 U	1.2 U	0.57 U
Silver	MG/KG	1.1 U	0.44 U	0.46 U	0.43 U	1.2 U	0.44 U
Sodium	MG/KG	176	35.7	28.7	71.6	48.7	21.6
Thallium	MG/KG	2.1 U	0.88 U	0.91 U	0.87 U	2.3 UJ	0.87 U
Vanadium	MG/KG	39	14.8	3.5 J	3.1 J	6.1	10.3
Zinc	MG/KG	35.1 UJ	28.8	22.2	18.4	10.4 UJ	4.4
Moisture	%	7.15	N/A	N/A	N/A	13.74	N/A

FREQUENCY OF DETECTION SUMMARY
 OPERABLE UNIT No. 11
 SITE 80 - SURFACE SOIL
 REMEDIAL INVESTIGATION CTO-0274
 MCB CAMP LEJEUNE, NORTH CAROLINA
 TAL INORGANICS

Client Sample ID:	80-OA-SB01-00	80-OA-SB02-00	80-OA-SB03-00	80-OA-SB04-00	80-OA-SB05-00	80-OA-SB06-00
Laboratory Sample ID:	Q41118112A	Q41118118A	Q41118302A	Q41118509	Q41118501	Q41118503
Date Sampled:	11/03/94	11/03/94	11/03/94	11/04/94	11/04/94	11/04/94

	UNITS						
Aluminum	MG/KG	3150 J	2840 J	1820 J	5970	1740	3000
Antimony	MG/KG	2.7 UJ	2.8 UJ	3 UJ	2.9 UJ	2.7 UJ	2.6 UJ
Arsenic	MG/KG	1.4	17.9	4.8	1.3	0.51 U	2.1
Barium	MG/KG	7.6	10.9	7.7	9.8	7	7.6
Beryllium	MG/KG	0.04	0.05	0.05	0.05	0.05	0.05
Cadmium	MG/KG	0.33 U	0.53	0.36 U	0.35 U	0.33 U	0.32 U
Calcium	MG/KG	1260	1270	1260	2700	145	1040
Chromium	MG/KG	4.1 J	11.2 J	2.3 J	7.3	1.6 J	4.6
Cobalt	MG/KG	0.55 J	0.43 U	0.46 U	0.74	0.42 U	0.41 U
Copper	MG/KG	1.3	2.3	1.5	1.9	0.79 J	1.4
Iron	MG/KG	1900 J	1190 J	769 J	6080	565	1440
Lead	MG/KG	7.4 J	30 J	11.8 J	6.2	3.1	10.6
Magnesium	MG/KG	431	268	153	1290	81.1	236
Manganese	MG/KG	12.6	12.7	8.8	8.5 J	5.9 J	10.3 J
Mercury	MG/KG	0.12 U	0.84	0.85	0.12 U	0.11 U	0.13
Nickel	MG/KG	0.95 U	0.98 U	1 U	1.9 J	1.1 J	1.1 J
Potassium	MG/KG	132 J	90.7 J	102 J	303	139 J	455
Selenium	MG/KG	0.58 U	0.59 U	0.63 U	0.61 U	0.57 U	0.56 U
Silver	MG/KG	0.44 U	0.45 U	0.49 U	0.47 U	0.44 U	0.43 U
Sodium	MG/KG	21.2 UJ	62.5	26.5 U	29.9	70	30.8
Thallium	MG/KG	0.89 U	0.91 U	0.97 U	0.93 U	0.9	0.86 U
Vanadium	MG/KG	5.7	3.2	2.3	10.9 J	2.2 J	6 J
Zinc	MG/KG	13.9 J	15.3 J	12.1 J	10.9	2.7 U	7.1
Moisture	%	N/A	N/A	N/A	N/A	N/A	N/A

FREQUENCY OF DETECTION SUMMARY
 OPERABLE UNIT No. 11
 SITE 80 - SURFACE SOIL
 REMEDIAL INVESTIGATION CTO-0274
 MCB CAMP LEJEUNE, NORTH CAROLINA
 TAL INORGANICS

		80-SM-SB01-00	80-SM-SB02-00	80-SM-SB03-00	80-SM-SB04-00	80-SM-SB05-00	80-SM-SB06-00
Client Sample ID:		80-SM-SB01-00	80-SM-SB02-00	80-SM-SB03-00	80-SM-SB04-00	80-SM-SB05-00	80-SM-SB06-00
Laboratory Sample ID:		AC6891	AC6893	AC6897	Q41118101A	Q41118102A	Q41118103A
Date Sampled:		11/02/94	11/02/94	11/02/94	11/03/94	11/03/94	11/03/94
	UNITS						
Aluminum	MG/KG	2840 J	2370 J	2250 J	3790 J	2820 J	1920 J
Antimony	MG/KG	10.4 UJ	10.6 UJ	10.5 UJ	2.6 UJ	2.5 UJ	2.9 UJ
Arsenic	MG/KG	2.1 UJ	2.1 UJ	2.1 UJ	1.5	0.9	1.6
Barium	MG/KG	6.1	6.8	6.4	7.8	7.1	5.7
Beryllium	MG/KG	0.21 U	0.21 U	0.21 U	0.03	0.03	0.02 U
Cadmium	MG/KG	1 U	1.1 U	1.1 U	0.32 U	0.31 U	0.35 U
Calcium	MG/KG	40.1 J	47.3 J	45 J	41.3	32.1	29.8
Chromium	MG/KG	4.4 J	4.4 J	4.2 J	5.3	4.4 J	3.6 J
Cobalt	MG/KG	2.1 U	2.1 U	2.1 U	0.4 U	0.4 U	0.45 U
Copper	MG/KG	2.1 U	2.1 U	2.1 U	0.6 J	0.44	0.57
Iron	MG/KG	1340 J	1790 J	1700 J	2090 J	1840 J	1440 J
Lead	MG/KG	4.6 J	4.4 J	4.7 J	4.5 J	3.9 J	3.4 J
Magnesium	MG/KG	90.7	103	75.9	169	121	65.1
Manganese	MG/KG	4 J	4.9 J	3.3 J	5.3	5.4	2.7
Mercury	MG/KG	0.11 U	0.11 U	0.11 U	0.11 U	0.11 U	0.12 U
Nickel	MG/KG	4.2 U	4.2 U	4.2 U	0.91 U	0.9 U	1 U
Potassium	MG/KG	208 U	252 J	211 U	200	130 J	102
Selenium	MG/KG	1 U	1.1 U	1.1 U	0.55 U	0.54 U	0.61 U
Silver	MG/KG	1 U	1.1 U	1.1 U	0.42 U	0.42 U	0.47 U
Sodium	MG/KG	30.4	26.7	35.2 J	22 U	58.3	72
Thallium	MG/KG	2.1 U	2.1 U	2.1 U	0.85 U	0.84 U	0.94 U
Vanadium	MG/KG	5.6	6.8	6.1	8.1	6.7	5.8
Zinc	MG/KG	13.4 UJ	10.2 J	11.4 J	3.4 UJ	3.6 UJ	3.5 UJ
Moisture	%	6.72	5.57	5.22	N/A	N/A	N/A

FREQUENCY OF DETECTION SUMMARY
 OPERABLE UNIT No. 11
 SITE 80 - SURFACE SOIL
 REMEDIAL INVESTIGATION CTO-0274
 MCB CAMP LEJEUNE, NORTH CAROLINA
 TAL INORGANICS

Client Sample ID:	80-SM-SB07-00	80-SM-SB08-00	80-SM-SB09-00	80-SM-SB10-00
Laboratory Sample ID:	Q41118105A	Q41118106A	Q41118107A	Q41118109A
Date Sampled:	11/03/94	11/03/94	11/03/94	11/03/94

	UNITS				
Aluminum	MG/KG	3150 J	2410 J	2560 J	2760 J
Antimony	MG/KG	2.5 UJ	3.3 UJ	2.5 UJ	2.6 UJ
Arsenic	MG/KG	1.5	0.93	1.1	1.6 J
Barium	MG/KG	7.8	5.9	5.1	6.5
Beryllium	MG/KG	0.04	0.03 U	0.02 U	0.03
Cadmium	MG/KG	0.3 U	0.4 U	0.31 U	0.32 U
Calcium	MG/KG	41	38.2	24 U	65.8
Chromium	MG/KG	4.9 J	3.7 J	3.7 J	4.3 J
Cobalt	MG/KG	0.4	0.51 U	0.39 U	0.41 U
Copper	MG/KG	0.69	0.37 U	0.51 J	0.67 J
Iron	MG/KG	1810 J	1540 J	1320 J	2000 J
Lead	MG/KG	4.3 J	4 J	3.2 J	4.7 J
Magnesium	MG/KG	144	100	102	111
Manganese	MG/KG	5.1	3.2	3.1	3.7
Mercury	MG/KG	0.11 U	0.13 U	0.11 U	0.64
Nickel	MG/KG	0.87 U	1.2 U	0.89 U	0.93 U
Potassium	MG/KG	187 J	117 J	122 J	179 J
Selenium	MG/KG	0.53 U	0.7 U	0.54 U	0.56 U
Silver	MG/KG	0.41 U	0.54 U	0.41 U	0.43 U
Sodium	MG/KG	25.1 U	78.5	61.6	20.4 U
Thallium	MG/KG	0.81 U	1.1 U	0.83 U	0.86 U
Vanadium	MG/KG	7.4	5.8	5.6	7
Zinc	MG/KG	5.4 UJ	5.7 UJ	5.7 UJ	6.5 UJ
Moisture	%	N/A	N/A	N/A	N/A

FREQUENCY OF DETECTION SUMMARY
 OPERABLE UNIT No. 11
 SITE 80 - SURFACE SOIL
 REMEDIAL INVESTIGATION CTO-0274
 MCB CAMP LEJEUNE, NORTH CAROLINA
 TAL INORGANICS

Client Sample ID: Laboratory Sample ID: Date Sampled:	MINIMUM NONDETECTED	MAXIMUM NONDETECTED	MINIMUM DETECTED	MAXIMUM DETECTED	LOCATION OF MAXIMUM DETECTED	FREQUENCY OF DETECTION
	<u>UNITS</u>					
Aluminum	MG/KG	NA	NA	1740	12000 J	80-LA-SB04-00 34/34
Antimony	MG/KG	2.5 UJ	12.8 U	ND	ND	0/34
Arsenic	MG/KG	0.51 U	2.3 U	0.84 J	63.3	80-LA-SB01-00 28/34
Barium	MG/KG	NA	NA	5.1	71.3	80-LA-SB03-00 34/34
Beryllium	MG/KG	0.02 U	0.26 U	0.03	0.25	80-MW06-00 20/34
Cadmium	MG/KG	0.3 U	1.2 U	0.39	2.8 J	80-LA-SB03-00 6/34
Calcium	MG/KG	24 U	24 U	29.8	91200 J	80-MA-SB04-00 33/34
Chromium	MG/KG	NA	NA	1.5 J	22.7	80-MA-SB04-00 34/34
Cobalt	MG/KG	0.39 U	2.6 U	0.4	1.4	80-LA-SB07-00 6/34
Copper	MG/KG	0.33 U	2.4 U	0.44 J	30.2	80-LA-SB03-00 27/34
Iron	MG/KG	NA	NA	565	7420 J	80-LA-SB06-00 34/34
Lead	MG/KG	0.64 U	0.64 U	3.1	211 J	80-LA-SB06-00 33/34
Magnesium	MG/KG	NA	NA	65.1	2030	80-MA-SB04-00 34/34
Manganese	MG/KG	NA	NA	2.7	133	80-LA-SB07-00 34/34
Mercury	MG/KG	0.1 U	0.14 U	0.13	2.7	80-LA-SB03-00 16/34
Nickel	MG/KG	0.87 U	5.1 U	1.1 J	5.2 J	80-LA-SB03-00 10/34
Potassium	MG/KG	81.4 U	232 U	90.7 J	1110	80-MA-SB04-00 24/34
Selenium	MG/KG	0.53 U	1.2 U	1.2	1.7	80-LA-SB02-00 2/34
Silver	MG/KG	0.41 U	1.3 U	1.1	6.6	80-LA-SB03-00 2/34
Sodium	MG/KG	20.4 U	29.6 U	21.6	176	80-MA-SB04-00 28/34
Thallium	MG/KG	0.81 U	2.6 U	0.9	0.9	80-OA-SB05-00 1/34
Vanadium	MG/KG	NA	NA	2.1	39	80-MA-SB04-00 34/34
Zinc	MG/KG	2.7 U	37.2 UJ	4.4	210 J	80-LA-SB03-00 20/34
Moisture	%					

APPENDIX H.2.1
TCRA SURFACE SOIL METALS

FREQUENCY OF DETECTION SUMMARY
OPERABLE UNIT No. 11
SITE 80 - TCRA SURFACE SOIL
REMEDIAL INVESTIGATION CTO-0274
MCB CAMP LEJEUNE, NORTH CAROLINA
TAL INORGANICS

Client Sample ID:	80-DA-SB01-00	80-DA-SB02-00	80-LA-SB01-00	80-LA-SB07-00	80-MA-SB01-00	80-MA-SB03-00
Laboratory Sample ID:	Q41118111A	Q41118110A	AC7800	Q41118001A	AC6904	AC6914
Date Sampled:	11/03/94	11/03/94	11/05/94	11/02/94	11/02/94	11/02/94
ANALYTES (mg/kg)						
Aluminum	1860 J	2140 J	2510	9370 J	3390 J	5520 J
Antimony	2.9 UJ	2.6 UJ	11.4 U	2.9 UJ	10.5 UJ	12.2 UJ
Arsenic	1.1	0.84 J	63.3	15.3	2.1 UJ	3.8 J
Barium	8.4	11.1	20.3	35.7	13.2	12.3
Beryllium	0.03	0.14	0.23 U	0.25	0.23	0.24 U
Cadmium	0.35 U	0.32 U	1.1 U	0.39	1.1 U	1.2 U
Calcium	309	179	26400	3510	23800 J	49800 J
Chromium	1.5 J	1.5	9.7	9 J	5 J	12.1 J
Cobalt	0.45 U	0.41 U	2.3 U	1.4	2.1 U	2.4 U
Copper	0.33 U	0.44 J	8.8	5.2	3.2	2.4 U
Iron	713 J	821 J	3190	3440 J	1360 J	4230 J
Lead	7.2 J	7.8 J	31.1	27.9 J	6.9 J	5.8 J
Magnesium	76.1	70.2	1240	422	528	1310
Manganese	13	11.1	39.7	133	31.4 J	28.5 J
Mercury	0.15	0.11 U	0.4	2.3	0.11 U	0.13 U
Nickel	1 U	0.92 U	4.6 U	3.4 J	4.2 U	4.9 U
Potassium	90.1 U	81.4 U	229 U	237	211 U	344
Selenium	0.62 U	0.56 U	1.1 U	0.63 U	1.1 U	1.2 U
Silver	0.47 U	0.43 U	1.1 U	0.48 U	1.1 U	1.2 U
Sodium	70.2	57.5	54.2	29.6 U	51.1	87.9
Thallium	0.95 U	0.85 U	2.3 UJ	0.96 U	2.1 U	2.4 U
Vanadium	2.1	2.3	8.8	9.3	5.5	12.2
Zinc	7.8 UJ	5.2 UJ	70.6	48.3 J	18.9 J	22.7 J

FREQUENCY OF DETECTION SUMMARY
OPERABLE UNIT No. 11
SITE 80 - TCRA SURFACE SOIL
REMEDIAL INVESTIGATION CTO-0274
MCB CAMP LEJEUNE, NORTH CAROLINA
TAL INORGANICS

Client Sample ID:	80-MW06-00	80-MW07-00	80-OA-SB01-00	80-OA-SB04-00	80-OA-SB05-00	80-OA-SB06-00
Laboratory Sample ID:	AC7806	Q41118604	Q41118112A	Q41118509	Q41118501	Q41118503
Date Sampled:	11/05/94	11/04/94	11/03/94	11/04/94	11/04/94	11/04/94
ANALYTES (mg/kg)						
Aluminum	3170	4380	3150 J	5970	1740	3000
Antimony	11.6 U	2.7 UJ	2.7 UJ	2.9 UJ	2.7 UJ	2.6 UJ
Arsenic	2.3 U	2.3	1.4	1.3	0.51 U	2.1
Barium	6.6 J	14.4	7.6	9.8	7	7.6
Beryllium	0.25	0.12	0.04	0.05	0.05	0.05
Cadmium	1.2 U	0.33 U	0.33 U	0.35 U	0.33 U	0.32 U
Calcium	655	283 J	1260	2700	145	1040
Chromium	4.6	5.2	4.1 J	7.3	1.6 J	4.6
Cobalt	2.3 U	0.61	0.55 J	0.74	0.42 U	0.41 U
Copper	2.3 U	1.4	1.3	1.9	0.79 J	1.4
Iron	1370	5050	1900 J	6080	565	1440
Lead	12.2 J	6.7	7.4 J	6.2	3.1	10.6
Magnesium	98	154	431	1290	81.1	236
Manganese	7.9 J	25.1	12.6	8.5 J	5.9 J	10.3 J
Mercury	0.12 U	0.1 U	0.12 U	0.12 U	0.11 U	0.13
Nickel	4.6 U	2	0.95 U	1.9 J	1.1 J	1.1 J
Potassium	232 U	184	132 J	303	139 J	455
Selenium	1.2 U	0.57 U	0.58 U	0.61 U	0.57 U	0.56 U
Silver	1.2 U	0.44 U	0.44 U	0.47 U	0.44 U	0.43 U
Sodium	48.7	21.6	21.2 UJ	29.9	70	30.8
Thallium	2.3 UJ	0.87 U	0.89 U	0.93 U	0.9	0.86 U
Vanadium	6.1	10.3	5.7	10.9 J	2.2 J	6 J
Zinc	10.4 UJ	4.4	13.9 J	10.9	2.7 U	7.1

FREQUENCY OF DETECTION SUMMARY
OPERABLE UNIT No. 11
SITE 80 - TCRA SURFACE SOIL
REMEDIAL INVESTIGATION CTO-0274
MCB CAMP LEJEUNE, NORTH CAROLINA
TAL INORGANICS

Client Sample ID:	80-SM-SB01-00	80-SM-SB02-00	80-SM-SB03-00	80-SM-SB04-00	80-SM-SB05-00	80-SM-SB06-00
Laboratory Sample ID:	AC6891	AC6893	AC6897	Q41118101A	Q41118102A	Q41118103A
Date Sampled:	11/02/94	11/02/94	11/02/94	11/03/94	11/03/94	11/03/94
ANALYTES (mg/kg)						
Aluminum	2840 J	2370 J	2250 J	3790 J	2820 J	1920 J
Antimony	10.4 UJ	10.6 UJ	10.5 UJ	2.6 UJ	2.5 UJ	2.9 UJ
Arsenic	2.1 UJ	2.1 UJ	2.1 UJ	1.5	0.9	1.6
Barium	6.1	6.8	6.4	7.8	7.1	5.7
Beryllium	0.21 U	0.21 U	0.21 U	0.03	0.03	0.02 U
Cadmium	1 U	1.1 U	1.1 U	0.32 U	0.31 U	0.35 U
Calcium	40.1 J	47.3 J	45 J	41.3	32.1	29.8
Chromium	4.4 J	4.4 J	4.2 J	5.3	4.4 J	3.6 J
Cobalt	2.1 U	2.1 U	2.1 U	0.4 U	0.4 U	0.45 U
Copper	2.1 U	2.1 U	2.1 U	0.6 J	0.44	0.57
Iron	1340 J	1790 J	1700 J	2090 J	1840 J	1440 J
Lead	4.6 J	4.4 J	4.7 J	4.5 J	3.9 J	3.4 J
Magnesium	90.7	103	75.9	169	121	65.1
Manganese	4 J	4.9 J	3.3 J	5.3	5.4	2.7
Mercury	0.11 U	0.11 U	0.11 U	0.11 U	0.11 U	0.12 U
Nickel	4.2 U	4.2 U	4.2 U	0.91 U	0.9 U	1 U
Potassium	208 U	252 J	211 U	200	130 J	102
Selenium	1 U	1.1 U	1.1 U	0.55 U	0.54 U	0.61 U
Silver	1 U	1.1 U	1.1 U	0.42 U	0.42 U	0.47 U
Sodium	30.4	26.7	35.2 J	22 U	58.3	72
Thallium	2.1 U	2.1 U	2.1 U	0.85 U	0.84 U	0.94 U
Vanadium	5.6	6.8	6.1	8.1	6.7	5.8
Zinc	13.4 UJ	10.2 J	11.4 J	3.4 UJ	3.6 UJ	3.5 UJ

FREQUENCY OF DETECTION SUMMARY
OPERABLE UNIT No. 11
SITE 80 - TCRA SURFACE SOIL
REMEDIAL INVESTIGATION CTO-0274
MCB CAMP LEJEUNE, NORTH CAROLINA
TAL INORGANICS

Client Sample ID:	80-SM-SB07-00	80-SM-SB08-00	80-SM-SB09-00	80-SM-SB10-00
Laboratory Sample ID:	Q41118105A	Q41118106A	Q41118107A	Q41118109A
Date Sampled:	11/03/94	11/03/94	11/03/94	11/03/94

ANALYTES (mg/kg)

Aluminum	3150 J	2410 J	2560 J	2760 J
Antimony	2.5 UJ	3.3 UJ	2.5 UJ	2.6 UJ
Arsenic	1.5	0.93	1.1	1.6 J
Barium	7.8	5.9	5.1	6.5
Beryllium	0.04	0.03 U	0.02 U	0.03
Cadmium	0.3 U	0.4 U	0.31 U	0.32 U
Calcium	41	38.2	24 U	65.8
Chromium	4.9 J	3.7 J	3.7 J	4.3 J
Cobalt	0.4	0.51 U	0.39 U	0.41 U
Copper	0.69	0.37 U	0.51 J	0.67 J
Iron	1810 J	1540 J	1320 J	2000 J
Lead	4.3 J	4 J	3.2 J	4.7 J
Magnesium	144	100	102	111
Manganese	5.1	3.2	3.1	3.7
Mercury	0.11 U	0.13 U	0.11 U	0.64
Nickel	0.87 U	1.2 U	0.89 U	0.93 U
Potassium	187 J	117 J	122 J	179 J
Selenium	0.53 U	0.7 U	0.54 U	0.56 U
Silver	0.41 U	0.54 U	0.41 U	0.43 U
Sodium	25.1 U	78.5	61.6	20.4 U
Thallium	0.81 U	1.1 U	0.83 U	0.86 U
Vanadium	7.4	5.8	5.6	7
Zinc	5.4 UJ	5.7 UJ	5.7 UJ	6.5 UJ

**FREQUENCY OF DETECTION SUMMARY
 OPERABLE UNIT No. 11
 SITE 80 - TCRA SURFACE SOIL
 REMEDIAL INVESTIGATION CTO-0274
 MCB CAMP LEJEUNE, NORTH CAROLINA
 TAL INORGANICS**

Client Sample ID: Laboratory Sample ID: Date Sampled:	MINIMUM NONDETECTED	MAXIMUM NONDETECTED	MINIMUM DETECTED	MAXIMUM DETECTED	LOCATION OF MAXIMUM DETECTED	FREQUENCY OF DETECTION
ANALYTES (mg/kg)						
Aluminum	NA	NA	1740	9370 J	80-LA-SB07-00	22/22
Antimony	2.5 UJ	12.2 UJ	ND	ND		0/22
Arsenic	0.51 U	2.3 U	0.84 J	63.3	80-LA-SB01-00	16/22
Barium	NA	NA	5.1	35.7	80-LA-SB07-00	22/22
Beryllium	0.02 U	0.24 U	0.03	0.25	80-MW06-00	14/22
Cadmium	0.3 U	1.2 U	0.39	0.39	80-LA-SB07-00	1/22
Calcium	24 U	24 U	29.8	49800 J	80-MA-SB03-00	21/22
Chromium	NA	NA	1.5 J	12.1 J	80-MA-SB03-00	22/22
Cobalt	0.39 U	2.4 U	0.4	1.4	80-LA-SB07-00	5/22
Copper	0.33 U	2.4 U	0.44 J	8.8	80-LA-SB01-00	15/22
Iron	NA	NA	565	6080	80-OA-SB04-00	22/22
Lead	NA	NA	3.1	31.1	80-LA-SB01-00	22/22
Magnesium	NA	NA	65.1	1310	80-MA-SB03-00	22/22
Manganese	NA	NA	2.7	133	80-LA-SB07-00	22/22
Mercury	0.1 U	0.13 U	0.13	2.3	80-LA-SB07-00	5/22
Nickel	0.87 U	4.9 U	1.1 J	3.4 J	80-LA-SB07-00	5/22
Potassium	81.4 U	232 U	102	455	80-OA-SB06-00	15/22
Selenium	0.53 U	1.2 U	ND	ND		0/22
Silver	0.41 U	1.2 U	ND	ND		0/22
Sodium	20.4 U	29.6 U	21.6	87.9	80-MA-SB03-00	17/22
Thallium	0.81 U	2.4 U	0.9	0.9	80-OA-SB05-00	1/22
Vanadium	NA	NA	2.1	12.2	80-MA-SB03-00	22/22
Zinc	2.7 U	13.4 UJ	4.4	70.6	80-LA-SB01-00	10/22

APPENDIX H.3
SUBSURFACE SOIL ORGANICS

FREQUENCY OF DETECTION SUMMARY
 OPERABLE UNIT No. 11
 SITE 80 - SUBSURFACE SOIL
 REMEDIAL INVESTIGATION CTO-0274
 MCB CAMP LEJEUNE, NORTH CAROLINA
 TCL ORGANICS

Client Sample ID:	80-LA-SB01-03	80-LA-SB01-06	80-LA-SB02-06	80-LA-SB03-06	80-LA-SB04-06	80-LA-SB05-06
Laboratory Sample ID:	AC7802	AC7804	AC6673	AC6682	AC6922	AC6687
Date Sampled:	11/05/94	11/05/94	11/01/94	11/01/94	11/02/94	11/01/94

	<u>UNITS</u>						
<u>VOLATILES</u>							
Chloromethane	UG/KG	12 U	12 U	12 U	12 U	12 U	11 U
Bromomethane	UG/KG	12 U	12 U	12 U	12 U	12 U	11 U
Vinyl chloride	UG/KG	12 U	12 U	12 UJ	12 UJ	12 U	11 UJ
Chloroethane	UG/KG	12 U	12 U	12 U	12 U	12 U	11 U
Methylene chloride	UG/KG	12 U	12 U	12 U	12 U	12 U	11 U
Acetone	UG/KG	200 U	27 U	100 U	17 U	830 U	43 U
Carbon Disulfide	UG/KG	12 U	12 U	12 U	12 U	12 U	11 U
1,1-Dichloroethene	UG/KG	12 U	12 U	12 U	12 U	12 U	11 U
1,1-Dichloroethane	UG/KG	12 U	12 U	12 U	12 U	12 U	11 U
1,2-Dichloroethene(total)	UG/KG	12 U	12 U	12 U	12 U	12 U	11 U
Chloroform	UG/KG	12 U	12 U	12 U	12 U	12 U	11 U
1,2-Dichloroethane	UG/KG	12 U	12 U	12 U	12 U	12 U	11 U
2-Butanone	UG/KG	23 U	15 U	19 U	13 U	19 U	13 U
1,1,1-Trichloroethane	UG/KG	12 U	12 U	12 U	12 U	12 U	11 U
Carbon tetrachloride	UG/KG	12 U	12 U	12 U	12 U	12 U	11 U
Bromodichloromethane	UG/KG	12 U	12 U	12 U	12 U	12 U	11 U
1,2-Dichloropropane	UG/KG	12 U	12 U	12 U	12 U	12 U	11 U
cis-1,3-Dichloropropene	UG/KG	12 U	12 U	12 U	12 U	12 U	11 U
Trichloroethene	UG/KG	12 U	12 U	12 U	12 U	12 U	11 U
Dibromochloromethane	UG/KG	12 U	12 U	12 U	12 U	12 U	11 U
1,1,2-Trichloroethane	UG/KG	12 U	12 U	12 U	12 U	12 U	11 U
Benzene	UG/KG	12 U	12 U	12 U	12 U	12 U	11 U
trans-1,3-Dichloropropene	UG/KG	12 U	12 U	12 U	12 U	12 U	11 U
Bromoform	UG/KG	12 U	12 U	12 U	12 U	12 U	11 U
4-Methyl-2-pentanone	UG/KG	12 U	12 U	12 U	12 U	12 U	11 U
2-Hexanone	UG/KG	12 U	12 U	12 U	12 U	12 U	11 U
Tetrachloroethene	UG/KG	12 U	12 U	12 U	12 U	12 U	11 U
1,1,2,2-Tetrachloroethane	UG/KG	12 U	12 U	12 U	12 U	12 U	11 U
Toluene	UG/KG	12 U	12 U	12 U	12 U	12 U	11 U
Chlorobenzene	UG/KG	12 U	12 U	12 U	12 U	12 U	11 U
Ethylbenzene	UG/KG	12 U	12 U	12 U	12 U	12 U	11 U
Styrene	UG/KG	12 U	12 U	12 U	12 U	12 U	11 U
Xylenes (total)	UG/KG	12 U	12 U	12 U	12 U	12 U	11 U

FREQUENCY OF DETECTION SUMMARY
 OPERABLE UNIT No. 11
 SITE 80 - SUBSURFACE SOIL
 REMEDIAL INVESTIGATION CTO-0274
 MCB CAMP LEJEUNE, NORTH CAROLINA
 TCL ORGANICS

Client Sample ID:	80-LA-SB01-03	80-LA-SB01-06	80-LA-SB02-06	80-LA-SB03-06	80-LA-SB04-06	80-LA-SB05-06
Laboratory Sample ID:	AC7802	AC7804	AC6673	AC6682	AC6922	AC6687
Date Sampled:	11/05/94	11/05/94	11/01/94	11/01/94	11/02/94	11/01/94

	UNITS						
<u>SEMIVOLATILES</u>							
Phenol	UG/KG	380 U	410 U	410 U	400 U	390 U	380 UR
bis(2-Chloroethyl) ether	UG/KG	380 U	410 U	410 U	400 U	390 U	380 U
2-Chlorophenol	UG/KG	380 U	410 U	410 U	400 U	390 U	380 UR
1,3-Dichlorobenzene	UG/KG	380 U	410 U	410 U	400 U	390 U	380 U
1,4-Dichlorobenzene	UG/KG	380 U	410 U	410 U	400 U	390 U	380 U
1,2-Dichlorobenzene	UG/KG	380 U	410 U	410 U	400 U	390 U	380 U
2-Methylphenol	UG/KG	380 U	410 U	410 U	400 U	390 U	380 UR
2,2'-oxybis-(1-chloropropane)	UG/KG	380 U	410 U	410 UJ	400 UJ	390 U	380 UJ
4-Methylphenol	UG/KG	380 U	410 U	410 U	400 U	390 U	380 UR
N-Nitroso-di-n-propylamine	UG/KG	380 U	410 U	410 UJ	400 UJ	390 U	380 UJ
Hexachloroethane	UG/KG	380 U	410 U	410 U	400 U	390 U	380 U
Nitrobenzene	UG/KG	380 U	410 U	410 U	400 U	390 U	380 U
Isophorone	UG/KG	380 U	410 U	410 UJ	400 UJ	390 U	380 UJ
2-Nitrophenol	UG/KG	380 U	410 U	410 U	400 U	390 U	380 UR
2,4-Dimethylphenol	UG/KG	380 U	410 U	410 U	400 U	390 U	380 UR
bis(2-Chloroethoxy) methane	UG/KG	380 U	410 U	410 U	400 U	390 U	380 U
2,4-Dichlorophenol	UG/KG	380 U	410 U	410 U	400 U	390 U	380 UR
1,2,4-Trichlorobenzene	UG/KG	380 U	410 U	410 U	400 U	390 U	380 U
Naphthalene	UG/KG	380 U	410 U	410 U	400 U	390 U	380 U
4-Chloroaniline	UG/KG	380 U	410 U	410 U	400 U	390 U	380 U
Hexachlorobutadiene	UG/KG	380 U	410 U	410 U	400 U	390 U	380 U
4-Chloro-3-methylphenol	UG/KG	380 U	410 U	410 U	400 U	390 U	380 UR
2-Methylnaphthalene	UG/KG	380 U	410 U	410 U	400 U	390 U	380 U
Hexachlorocyclopentadiene	UG/KG	380 U	410 U	410 U	400 U	390 U	380 U
2,4,6-Trichlorophenol	UG/KG	380 U	410 U	410 U	400 U	390 U	380 UR
2,4,5-Trichlorophenol	UG/KG	930 U	990 U	990 U	960 U	950 U	910 UR
2-Chloronaphthalene	UG/KG	380 U	410 U	410 U	400 U	390 U	380 U
2-Nitroaniline	UG/KG	930 U	990 U	990 U	960 U	950 U	910 U
Dimethyl phthalate	UG/KG	380 U	410 U	410 U	400 U	390 U	380 U
Acenaphthylene	UG/KG	380 U	410 U	410 U	400 U	390 U	380 U
2,6-Dinitrotoluene	UG/KG	380 U	410 U	410 U	400 U	390 U	380 U
3-Nitroaniline	UG/KG	930 U	990 U	990 U	960 U	950 U	910 U
Acenaphthene	UG/KG	380 U	410 U	410 U	400 U	390 U	380 U

FREQUENCY OF DETECTION SUMMARY
 OPERABLE UNIT No. 11
 SITE 80 - SUBSURFACE SOIL
 REMEDIAL INVESTIGATION CTO-0274
 MCB CAMP LEJEUNE, NORTH CAROLINA
 TCL ORGANICS

Client Sample ID:	80-LA-SB01-03	80-LA-SB01-06	80-LA-SB02-06	80-LA-SB03-06	80-LA-SB04-06	80-LA-SB05-06
Laboratory Sample ID:	AC7802	AC7804	AC6673	AC6682	AC6922	AC6687
Date Sampled:	11/05/94	11/05/94	11/01/94	11/01/94	11/02/94	11/01/94

	UNITS						
<u>SEMIVOLATILES Cont.</u>							
2,4-Dinitrophenol	UG/KG	930 U	990 U	990 U	960 U	950 U	910 UR
4-Nitrophenol	UG/KG	930 U	990 U	990 U	960 U	950 UJ	910 UR
Dibenzofuran	UG/KG	380 U	410 U	410 U	400 U	390 U	380 U
2,4-Dinitrotoluene	UG/KG	380 U	410 U	410 U	400 U	390 U	380 U
Diethylphthalate	UG/KG	380 U	410 U	410 U	400 U	390 U	380 U
4-Chlorophenyl phenyl ether	UG/KG	380 U	410 U	410 U	400 U	390 UJ	380 U
Fluorene	UG/KG	380 U	410 U	410 U	400 U	390 U	380 U
4-Nitroaniline	UG/KG	930 U	990 U	990 U	960 U	950 UJ	910 U
4,6-Dinitro-2-methylphenol	UG/KG	930 U	990 U	990 U	960 U	950 U	910 UR
N-nitrosodiphenylamine	UG/KG	380 U	410 U	410 U	400 U	390 U	380 U
4-Bromophenyl-phenylether	UG/KG	380 U	410 U	410 U	400 U	390 U	380 U
Hexachlorobenzene	UG/KG	380 U	410 U	410 U	400 U	390 U	380 U
Pentachlorophenol	UG/KG	930 U	990 U	990 U	960 U	950 U	910 UR
Phenanthrene	UG/KG	380 U	410 U	410 U	400 U	390 U	380 U
Anthracene	UG/KG	380 U	410 U	410 U	400 U	390 U	380 U
Carbazole	UG/KG	380 U	410 U	410 U	400 U	390 U	380 U
di-n-Butylphthalate	UG/KG	470 U	520 U	410 U	400 U	390 U	370 U
Fluoranthene	UG/KG	380 U	410 U	410 U	400 U	390 U	380 U
Pyrene	UG/KG	380 U	410 U	410 U	400 U	390 U	380 U
Butyl benzyl phthalate	UG/KG	380 U	410 U	410 U	400 U	390 U	380 U
3,3'-Dichlorobenzidine	UG/KG	380 U	410 U	410 U	400 U	390 U	380 U
Benzo[a]anthracene	UG/KG	380 U	410 U	410 U	400 U	390 U	380 U
Chrysene	UG/KG	380 U	410 U	410 U	400 U	390 U	380 U
bis(2-Ethylhexyl)phthalate	UG/KG	380 U	410 U	410 U	400 U	390 U	380 U
di-n-Octylphthalate	UG/KG	380 U	410 U	410 U	400 U	390 U	380 U
Benzo[b]fluoranthene	UG/KG	380 U	410 U	410 U	400 U	390 U	380 U
Benzo[k]fluoranthene	UG/KG	380 U	410 U	410 U	400 U	390 U	380 U
Benzo[a]pyrene	UG/KG	380 U	410 U	410 U	400 U	390 U	380 U
Indeno[1,2,3-cd]pyrene	UG/KG	380 U	410 U	410 U	400 U	390 U	380 U
Dibenz[a,h]anthracene	UG/KG	380 U	410 U	410 U	400 U	390 U	380 U
Benzo[g,h,i]perylene	UG/KG	380 U	410 U	410 U	400 U	390 U	380 U

FREQUENCY OF DETECTION SUMMARY
 OPERABLE UNIT No. 11
 SITE 80 - SUBSURFACE SOIL
 REMEDIAL INVESTIGATION CTO-0274
 MCB CAMP LEJEUNE, NORTH CAROLINA
 TCL ORGANICS

Client Sample ID:	80-LA-SB01-03	80-LA-SB01-06	80-LA-SB02-06	80-LA-SB03-06	80-LA-SB04-06	80-LA-SB05-06
Laboratory Sample ID:	AC7802	AC7804	AC6673	AC6682	AC6922	AC6687
Date Sampled:	11/05/94	11/05/94	11/01/94	11/01/94	11/02/94	11/01/94

	<u>UNITS</u>						
<u>PESTICIDES/PCBs</u>							
alpha-BHC	UG/KG	2 U	2.1 U	2.1 U	2.1 U	2 U	1.9 U
beta-BHC	UG/KG	2 U	2.1 U	2.1 U	2.1 UJ	2 UJ	1.9 UJ
delta-BHC	UG/KG	2 U	2.1 U	2.1 U	2.1 U	2 U	1.9 U
Lindane (gamma-BHC)	UG/KG	2 U	2.1 U	2.1 U	2.1 U	2 U	1.9 U
Heptachlor	UG/KG	2 U	2.1 U	2.1 U	2.1 U	2 U	1.9 U
Aldrin	UG/KG	2 U	2.1 U	2.1 U	2.1 U	2.6	1.9 U
Heptachlor epoxide	UG/KG	2 U	2.1 U	2.1 U	2.1 U	2 U	1.9 U
Endosulfan I	UG/KG	2 U	2.1 U	2.1 U	2.1 U	2 U	1.9 U
Dieldrin	UG/KG	3.8 U	4 U	4 U	4 U	3.8 U	3.8 U
4,4'-DDE	UG/KG	3.8 U	4 U	4 U	4 U	3.8 U	3.8 U
Endrin	UG/KG	3.8 U	4 U	4 U	4 U	3.8 U	3.8 U
Endosulfan II	UG/KG	3.8 U	4 U	4 U	4 U	3.8 U	3.8 U
4,4'-DDD	UG/KG	3.8 U	4 U	4 U	4 U	3.8 U	3.8 U
Endosulfan sulfate	UG/KG	3.8 U	4 U	4 U	4 U	3.8 U	3.8 U
4,4'-DDT	UG/KG	3.8 U	4 U	4 U	4.7	3.8 U	3.8 U
Methoxychlor	UG/KG	20 U	21 U	21 U	21 U	20 U	19 U
Endrin ketone	UG/KG	3.8 U	4 U	4 U	4 U	3.8 U	3.8 U
Endrin aldehyde	UG/KG	3.8 U	4 U	4 U	4 U	3.8 U	3.8 U
alpha-Chlordane	UG/KG	2 U	2.1 U	2.1 U	2.1 U	2 U	1.9 U
gamma-Chlordane	UG/KG	2 U	2.1 U	2.1 U	2.1 U	2 U	1.9 U
Toxaphene	UG/KG	200 U	210 U	210 U	210 U	200 U	190 U
Aroclor 1016	UG/KG	38 U	40 U	40 U	40 U	38 U	38 U
Aroclor 1221	UG/KG	77 U	81 U	81 U	82 U	78 U	77 U
Aroclor 1232	UG/KG	38 U	40 U	40 U	40 U	38 U	38 U
Aroclor 1242	UG/KG	38 U	40 U	40 U	40 U	38 U	38 U
Aroclor 1248	UG/KG	38 U	40 U	40 U	40 U	38 U	38 U
Aroclor 1254	UG/KG	38 U	40 U	40 U	40 U	38 U	38 U
Aroclor 1260	UG/KG	38 U	40 U	40 U	40 U	38 U	38 U

FREQUENCY OF DETECTION SUMMARY
 OPERABLE UNIT No. 11
 SITE 80 - SUBSURFACE SOIL
 REMEDIAL INVESTIGATION CTO-0274
 MCB CAMP LEJEUNE, NORTH CAROLINA
 TCL ORGANICS

Client Sample ID:	80-LA-SB06-06	80-LA-SB07-06	80-MA-SB01-06	80-MA-SB02-06	80-MA-SB03-06	80-MA-SB04-06
Laboratory Sample ID:	AC6932	Q41 118002	AC6910	AC6883	AC6916	AC6692
Date Sampled:	11/02/94	11/02/94	11/02/94	11/01/94	11/02/94	11/01/94

	UNITS						
<u>VOLATILES</u>							
Chloromethane	UG/KG	12 U	12 UJ	13 U	12 U	12 U	12 U
Bromomethane	UG/KG	12 U	12 UJ	13 UJ	12 UJ	12 UJ	12 U
Vinyl chloride	UG/KG	12 U	12 UJ	13 U	12 UJ	12 U	12 UJ
Chloroethane	UG/KG	12 U	12 U	13 U	12 U	12 U	12 U
Methylene chloride	UG/KG	12 U	12 U	13 U	12 U	12 U	12 U
Acetone	UG/KG	29 U	12 U	25 U	28 U	39 U	16 U
Carbon Disulfide	UG/KG	12 U	12 U	13 U	12 U	12 U	12 U
1,1-Dichloroethene	UG/KG	12 U	12 U	13 U	12 U	12 U	12 U
1,1-Dichloroethane	UG/KG	12 U	12 U	13 U	12 U	12 U	12 U
1,2-Dichloroethene(total)	UG/KG	12 U	12 U	13 U	12 U	12 U	12 U
Chloroform	UG/KG	12 U	12 U	13 U	12 U	12 U	12 U
1,2-Dichloroethane	UG/KG	12 U	12 U	13 U	12 U	12 U	12 U
2-Butanone	UG/KG	17 U	12 U	11 U	12 U	13 U	15 U
1,1,1-Trichloroethane	UG/KG	12 U	12 U	13 U	12 U	12 U	12 U
Carbon tetrachloride	UG/KG	12 U	12 U	13 U	12 U	12 U	12 U
Bromodichloromethane	UG/KG	12 U	12 U	13 U	12 U	12 U	12 U
1,2-Dichloropropane	UG/KG	12 U	12 U	13 U	12 U	12 U	12 U
cis-1,3-Dichloropropene	UG/KG	12 U	12 U	13 U	12 U	12 U	12 U
Trichloroethene	UG/KG	12 U	12 U	13 U	12 U	12 U	12 U
Dibromochloromethane	UG/KG	12 U	12 U	13 U	12 U	12 U	12 U
1,1,2-Trichloroethane	UG/KG	12 U	12 U	13 U	12 U	12 U	12 U
Benzene	UG/KG	12 U	12 U	13 U	12 U	12 U	12 U
trans-1,3-Dichloropropene	UG/KG	12 U	12 U	13 U	12 U	12 U	12 U
Bromoform	UG/KG	12 U	12 U	13 U	12 U	12 U	12 U
4-Methyl-2-pentanone	UG/KG	12 U	12 U	13 U	12 U	12 U	12 U
2-Hexanone	UG/KG	12 U	12 U	13 U	12 U	12 U	12 U
Tetrachloroethene	UG/KG	12 U	12 U	13 U	12 U	12 U	12 U
1,1,2,2-Tetrachloroethane	UG/KG	12 U	12 U	13 U	12 U	12 U	12 U
Toluene	UG/KG	12 U	12 U	13 U	12 U	12 U	12 U
Chlorobenzene	UG/KG	12 U	12 U	13 U	12 U	12 U	12 U
Ethylbenzene	UG/KG	12 U	12 U	13 U	12 U	12 U	12 U
Styrene	UG/KG	12 U	12 U	13 U	12 U	12 U	12 U
Xylenes (total)	UG/KG	12 U	12 U	13 U	12 U	12 U	12 U

FREQUENCY OF DETECTION SUMMARY
 OPERABLE UNIT No. 11
 SITE 80 - SUBSURFACE SOIL
 REMEDIAL INVESTIGATION CTO-0274
 MCB CAMP LEJEUNE, NORTH CAROLINA
 TCL ORGANICS

Client Sample ID:	80-LA-SB06-06	80-LA-SB07-06	80-MA-SB01-06	80-MA-SB02-06	80-MA-SB03-06	80-MA-SB04-06
Laboratory Sample ID:	AC6932	Q41118002	AC6910	AC6883	AC6916	AC6692
Date Sampled:	11/02/94	11/02/94	11/02/94	11/01/94	11/02/94	11/01/94

UNITS

SEMIVOLATILES

Phenol	UG/KG	390 U	400 U	430 U	400 U	410 U	410 U
bis(2-Chloroethyl) ether	UG/KG	390 U	400 U	430 U	400 U	410 U	410 U
2-Chlorophenol	UG/KG	390 U	400 U	430 U	400 U	410 U	410 U
1,3-Dichlorobenzene	UG/KG	390 U	400 U	430 U	400 U	410 U	410 U
1,4-Dichlorobenzene	UG/KG	390 U	400 U	430 U	400 U	410 U	410 U
1,2-Dichlorobenzene	UG/KG	390 U	400 U	430 U	400 U	410 U	410 U
2-Methylphenol	UG/KG	390 U	400 U	430 U	400 U	410 U	410 U
2,2'-oxybis-(1-chloropropane)	UG/KG	390 U	400 U	430 U	400 U	410 U	410 UJ
4-Methylphenol	UG/KG	390 U	400 U	430 U	400 U	410 U	410 U
N-Nitroso-di-n-propylamine	UG/KG	390 U	400 U	430 U	400 U	410 U	410 UJ
Hexachloroethane	UG/KG	390 U	400 U	430 U	400 U	410 U	410 U
Nitrobenzene	UG/KG	390 U	400 U	430 U	400 U	410 U	410 U
Isophorone	UG/KG	390 U	400 U	430 U	400 U	410 U	410 UJ
2-Nitrophenol	UG/KG	390 U	400 U	430 U	400 U	410 U	410 U
2,4-Dimethylphenol	UG/KG	390 U	400 U	430 U	400 U	410 U	410 U
bis(2-Chloroethoxy) methane	UG/KG	390 U	400 U	430 U	400 U	410 U	410 U
2,4-Dichlorophenol	UG/KG	390 U	400 U	430 U	400 U	410 U	410 U
1,2,4-Trichlorobenzene	UG/KG	390 U	400 U	430 U	400 U	410 U	410 U
Naphthalene	UG/KG	390 U	400 U	430 U	400 U	410 U	410 U
4-Chloroaniline	UG/KG	390 U	400 U	430 U	400 U	410 U	410 U
Hexachlorobutadiene	UG/KG	390 U	400 U	430 U	400 U	410 U	410 U
4-Chloro-3-methylphenol	UG/KG	390 U	400 U	430 U	400 U	410 U	410 U
2-Methylnaphthalene	UG/KG	390 U	400 U	430 U	400 U	410 U	410 U
Hexachlorocyclopentadiene	UG/KG	390 U	400 U	430 U	400 U	410 U	410 U
2,4,6-Trichlorophenol	UG/KG	390 U	400 U	430 U	400 U	410 U	410 U
2,4,5-Trichlorophenol	UG/KG	950 U	970 U	1000 U	970 U	990 U	990 U
2-Chloronaphthalene	UG/KG	390 U	400 U	430 U	400 U	410 U	410 U
2-Nitroaniline	UG/KG	950 U	970 U	1000 U	970 U	990 U	990 U
Dimethyl phthalate	UG/KG	390 U	400 U	430 U	400 U	410 U	410 U
Acenaphthylene	UG/KG	390 U	400 U	430 U	400 U	410 U	410 U
2,6-Dinitrotoluene	UG/KG	390 U	400 U	430 U	400 U	410 U	410 U
3-Nitroaniline	UG/KG	950 U	970 U	1000 U	970 U	990 U	990 U
Acenaphthene	UG/KG	390 U	400 U	430 U	400 U	410 U	410 U

FREQUENCY OF DETECTION SUMMARY
 OPERABLE UNIT No. 11
 SITE 80 - SUBSURFACE SOIL
 REMEDIAL INVESTIGATION CTO-0274
 MCB CAMP LEJEUNE, NORTH CAROLINA
 TCL ORGANICS

Client Sample ID:	80-LA-SB06-06	80-LA-SB07-06	80-MA-SB01-06	80-MA-SB02-06	80-MA-SB03-06	80-MA-SB04-06
Laboratory Sample ID:	AC6932	Q41118002	AC6910	AC6883	AC6916	AC6692
Date Sampled:	11/02/94	11/02/94	11/02/94	11/01/94	11/02/94	11/01/94

	UNITS						
<u>SEMIVOLATILES Cont.</u>							
2,4-Dinitrophenol	UG/KG	950 UJ	970 U	1000 U	970 U	990 UJ	990 U
4-Nitrophenol	UG/KG	950 UJ	970 U	1000 UJ	970 UJ	990 UJ	990 U
Dibenzofuran	UG/KG	390 U	400 U	430 U	400 U	410 U	410 U
2,4-Dinitrotoluene	UG/KG	390 U	400 U	430 U	400 U	410 U	410 U
Diethylphthalate	UG/KG	390 U	400 U	430 U	400 U	410 U	410 U
4-Chlorophenyl phenyl ether	UG/KG	390 U	400 U	430 U	400 U	410 U	410 U
Fluorene	UG/KG	390 U	400 U	430 U	400 U	410 U	410 U
4-Nitroaniline	UG/KG	950 U	970 U	1000 UJ	970 U	990 U	990 U
4,6-Dinitro-2-methylphenol	UG/KG	950 U	970 U	1000 U	970 U	990 U	990 U
N-nitrosodiphenylamine	UG/KG	390 U	400 U	430 U	400 U	410 U	410 U
4-Bromophenyl-phenylether	UG/KG	390 U	400 U	430 U	400 U	410 U	410 U
Hexachlorobenzene	UG/KG	390 U	400 U	430 U	400 U	410 U	410 U
Pentachlorophenol	UG/KG	950 UJ	970 U	1000 U	970 UJ	990 UJ	990 U
Phenanthrene	UG/KG	390 U	400 U	430 U	400 U	410 U	410 U
Anthracene	UG/KG	390 U	400 U	430 U	400 U	410 U	410 U
Carbazole	UG/KG	390 U	400 U	430 U	400 U	410 U	410 U
di-n-Butylphthalate	UG/KG	390 U	56 J	430 U	400 U	410 U	410 U
Fluoranthene	UG/KG	390 U	400 U	430 U	400 U	410 U	410 U
Pyrene	UG/KG	390 U	400 U	430 U	400 U	410 U	410 U
Butyl benzyl phthalate	UG/KG	390 U	400 U	430 U	400 U	410 U	410 U
3,3'-Dichlorobenzidine	UG/KG	390 U	400 U	430 U	400 U	410 U	410 U
Benzo[a]anthracene	UG/KG	390 U	400 U	430 U	400 U	410 U	410 U
Chrysene	UG/KG	390 U	400 U	430 U	400 U	410 U	410 U
bis(2-Ethylhexyl)phthalate	UG/KG	390 U	400 U	430 U	400 U	410 U	410 U
di-n-Octylphthalate	UG/KG	390 U	400 U	430 U	400 U	410 U	410 U
Benzo[b]fluoranthene	UG/KG	390 U	400 U	430 U	400 U	410 U	410 U
Benzo[k]fluoranthene	UG/KG	390 UJ	400 U	430 U	400 UJ	410 UJ	410 U
Benzo[a]pyrene	UG/KG	390 U	400 U	430 U	400 U	410 U	410 U
Indeno[1,2,3-cd]pyrene	UG/KG	390 U	400 U	430 U	400 U	410 U	410 U
Dibenz[a,h]anthracene	UG/KG	390 U	400 U	430 U	400 U	410 U	410 U
Benzo[g,h,i]perylene	UG/KG	390 U	400 U	430 U	400 U	410 U	410 U

FREQUENCY OF DETECTION SUMMARY
 OPERABLE UNIT No. 11
 SITE 80 - SUBSURFACE SOIL
 REMEDIAL INVESTIGATION CTO-0274
 MCB CAMP LEJEUNE, NORTH CAROLINA
 TCL ORGANICS

Client Sample ID:	80-LA-SB06-06	80-LA-SB07-06	80-MA-SB01-06	80-MA-SB02-06	80-MA-SB03-06	80-MA-SB04-06
Laboratory Sample ID:	AC6932	Q41118002	AC6910	AC6883	AC6916	AC6692
Date Sampled:	11/02/94	11/02/94	11/02/94	11/01/94	11/02/94	11/01/94

	UNITS						
PESTICIDES/PCBs							
alpha-BHC	UG/KG	2 U	2.1 U	2.2 U	2 U	2.1 U	2.1 U
beta-BHC	UG/KG	2 UJ	2.1 U	2.2 UJ	2 UJ	2.1 UJ	2.1 UJ
delta-BHC	UG/KG	2 U	2.1 U	2.2 U	2 U	2.1 U	2.1 U
Lindane (gamma-BHC)	UG/KG	2 U	2.1 U	2.2 U	2 U	2.1 U	2.1 U
Heptachlor	UG/KG	2 U	2.1 U	2.2 U	2 U	2.1 U	2.1 U
Aldrin	UG/KG	2 U	2.1 U	2.2 U	2 U	2.1 U	2.1 U
Heptachlor epoxide	UG/KG	2 U	2.1 U	2.2 U	2 U	2.1 U	2.1 U
Endosulfan I	UG/KG	2 U	2.1 U	2.2 U	2 U	2.1 U	2.1 U
Dieldrin	UG/KG	3.9 U	4 U	4.2 U	4 U	4 U	4.1 U
4,4'-DDE	UG/KG	3.9 U	4 U	4.2 U	4 U	4 U	4.1 U
Endrin	UG/KG	3.9 U	4 U	4.2 U	4 U	4 U	4.1 U
Endosulfan II	UG/KG	3.9 U	4 U	4.2 U	4 U	4 U	4.1 U
4,4'-DDD	UG/KG	3.9 U	4 U	4.2 U	4 U	4 U	4.1 U
Endosulfan sulfate	UG/KG	3.9 U	4 U	4.2 U	4 U	4 U	4.1 U
4,4'-DDT	UG/KG	3.9 U	4 U	4.2 U	4 U	4 U	4.1 U
Methoxychlor	UG/KG	20 U	21 U	22 U	20 U	21 U	21 U
Endrin ketone	UG/KG	3.9 U	4 U	4.2 U	4 U	4 U	4.1 U
Endrin aldehyde	UG/KG	3.9 U	4 U	4.2 U	4 U	4 U	4.1 U
alpha-Chlordane	UG/KG	2 U	2.1 U	2.2 U	2 U	2.1 U	2.1 U
gamma-Chlordane	UG/KG	2 U	2.1 U	2.2 U	2 U	2.1 U	2.1 U
Toxaphene	UG/KG	200 U	210 U	220 U	200 U	210 U	210 U
Aroclor 1016	UG/KG	39 U	40 U	42 U	40 U	40 U	41 U
Aroclor 1221	UG/KG	80 U	81 U	85 U	80 U	81 U	83 U
Aroclor 1232	UG/KG	39 U	40 U	42 U	40 U	40 U	41 U
Aroclor 1242	UG/KG	39 U	40 U	42 U	40 U	40 U	41 U
Aroclor 1248	UG/KG	39 U	40 U	42 U	40 U	40 U	41 U
Aroclor 1254	UG/KG	39 U	40 U	42 U	40 U	40 U	41 U
Aroclor 1260	UG/KG	39 U	40 U	42 U	40 U	40 U	41 U

FREQUENCY OF DETECTION SUMMARY
 OPERABLE UNIT No. 11
 SITE 80 - SUBSURFACE SOIL
 REMEDIAL INVESTIGATION CTO-0274
 MCB CAMP LEJEUNE, NORTH CAROLINA
 TCL ORGANICS

Client Sample ID:	80-MW031W-03	80-MW031W-06	80-MW04-06	80-MW05-04	80-MW05-06	80-MW06-03
Laboratory Sample ID:	Q41118708	AC7812	Q41118402	Q41118507	Q41118508	AC7808
Date Sampled:	11/05/94	11/07/94	11/03/94	11/04/94	11/04/94	11/05/94

	<u>UNITS</u>						
<u>VOLATILES</u>							
Chloromethane	UG/KG	12 U	12 U	12 U	12 U	13 U	12 U
Bromomethane	UG/KG	12 U	12 U	12 UJ	12 U	13 U	12 U
Vinyl chloride	UG/KG	12 UJ	12 U	12 UJ	12 U	13 U	12 U
Chloroethane	UG/KG	12 U	12 U	12 U	12 U	13 U	12 U
Methylene chloride	UG/KG	12 U	12 U	12 U	12 U	13 U	12 U
Acetone	UG/KG	110 J	41 U	12 UJ	35 J	13 UJ	20 U
Carbon Disulfide	UG/KG	12 U	12 U	12 U	12 U	13 U	12 U
1,1-Dichloroethene	UG/KG	12 U	12 U	12 U	12 U	13 U	12 U
1,1-Dichloroethane	UG/KG	12 U	12 U	12 U	12 U	13 U	12 U
1,2-Dichloroethene(total)	UG/KG	12 U	12 U	12 U	12 U	13 U	12 U
Chloroform	UG/KG	12 U	12 U	12 U	12 U	13 U	12 U
1,2-Dichloroethane	UG/KG	12 U	12 U	12 U	12 U	13 U	12 U
2-Butanone	UG/KG	12 U	19 U	12 U	12 U	13 U	12 U
1,1,1-Trichloroethane	UG/KG	12 U	12 U	12 U	12 U	13 U	12 U
Carbon tetrachloride	UG/KG	12 U	12 U	12 U	12 U	13 U	12 U
Bromodichloromethane	UG/KG	12 U	12 U	12 U	12 U	13 U	12 U
1,2-Dichloropropane	UG/KG	12 U	12 U	12 U	12 U	13 U	12 U
cis-1,3-Dichloropropene	UG/KG	12 U	12 U	12 U	12 U	13 U	12 U
Trichloroethene	UG/KG	12 U	12 U	12 U	12 U	13 U	12 U
Dibromochloromethane	UG/KG	12 U	12 U	12 U	12 U	13 U	12 U
1,1,2-Trichloroethane	UG/KG	12 U	12 U	12 U	12 U	13 U	12 U
Benzene	UG/KG	12 U	12 U	12 U	12 U	13 U	12 U
trans-1,3-Dichloropropene	UG/KG	12 U	12 U	12 U	12 U	13 U	12 U
Bromoform	UG/KG	12 U	12 U	12 U	12 U	13 U	12 U
4-Methyl-2-pentanone	UG/KG	12 U	12 U	12 U	12 U	13 U	12 U
2-Hexanone	UG/KG	12 U	12 U	12 U	12 U	13 U	12 U
Tetrachloroethene	UG/KG	12 U	12 U	12 U	12 U	13 U	12 U
1,1,2,2-Tetrachloroethane	UG/KG	12 U	12 U	12 U	12 U	13 U	12 U
Toluene	UG/KG	12 U	12 U	12 U	12 U	13 U	12 U
Chlorobenzene	UG/KG	12 U	12 U	12 U	12 U	13 U	12 U
Ethylbenzene	UG/KG	12 U	12 U	12 U	12 U	13 U	12 U
Styrene	UG/KG	12 U	12 U	12 U	12 U	13 U	12 U
Xylenes (total)	UG/KG	12 U	12 U	12 U	12 U	13 U	12 U

FREQUENCY OF DETECTION SUMMARY
 OPERABLE UNIT No. 11
 SITE 80 - SUBSURFACE SOIL
 REMEDIAL INVESTIGATION CTO-0274
 MCB CAMP LEJEUNE, NORTH CAROLINA
 TCL ORGANICS

Client Sample ID:	80-MW031W-03	80-MW031W-06	80-MW04-06	80-MW05-04	80-MW05-06	80-MW06-03
Laboratory Sample ID:	Q41118708	AC7812	Q41118402	Q41118507	Q41118508	AC7808
Date Sampled:	11/05/94	11/07/94	11/03/94	11/04/94	11/04/94	11/05/94

	UNITS						
<u>SEMIVOLATILES</u>							
Phenol	UG/KG	400 U	390 U	410 U	390 U	400 U	380 U
bis(2-Chloroethyl) ether	UG/KG	400 U	390 U	410 U	390 U	400 U	380 U
2-Chlorophenol	UG/KG	400 U	390 U	410 U	390 U	400 U	380 U
1,3-Dichlorobenzene	UG/KG	400 U	390 U	410 U	390 U	400 U	380 U
1,4-Dichlorobenzene	UG/KG	400 U	390 U	410 U	390 U	400 U	380 U
1,2-Dichlorobenzene	UG/KG	400 U	390 U	410 U	390 U	400 U	380 U
2-Methylphenol	UG/KG	400 U	390 U	410 U	390 U	400 U	380 U
2,2'-oxybis-(1-chloropropane)	UG/KG	400 U	390 U	410 U	390 U	400 U	380 U
4-Methylphenol	UG/KG	400 U	390 U	410 U	390 U	400 U	380 U
N-Nitroso-di-n-propylamine	UG/KG	400 U	390 U	410 U	390 U	400 U	380 U
Hexachloroethane	UG/KG	400 U	390 U	410 U	390 U	400 U	380 U
Nitrobenzene	UG/KG	400 U	390 U	410 U	390 U	400 U	380 U
Isophorone	UG/KG	400 U	390 U	410 U	390 U	400 U	380 U
2-Nitrophenol	UG/KG	400 U	390 U	410 U	390 U	400 U	380 U
2,4-Dimethylphenol	UG/KG	400 U	390 U	410 U	390 U	400 U	380 U
bis(2-Chloroethoxy) methane	UG/KG	400 U	390 U	410 U	390 U	400 U	380 U
2,4-Dichlorophenol	UG/KG	400 U	390 U	410 U	390 U	400 U	380 U
1,2,4-Trichlorobenzene	UG/KG	400 U	390 U	410 U	390 UJ	400 UJ	380 U
Naphthalene	UG/KG	400 U	390 U	410 U	390 U	400 U	380 U
4-Chloroaniline	UG/KG	400 UJ	390 U	410 UJ	390 UJ	400 UJ	380 U
Hexachlorobutadiene	UG/KG	400 U	390 U	410 U	390 U	400 U	380 U
4-Chloro-3-methylphenol	UG/KG	400 U	390 U	410 U	390 U	400 U	380 U
2-Methylnaphthalene	UG/KG	400 U	390 U	410 U	390 U	400 U	380 U
Hexachlorocyclopentadiene	UG/KG	400 U	390 U	410 U	390 U	400 U	380 U
2,4,6-Trichlorophenol	UG/KG	400 U	390 U	410 U	390 U	400 U	380 U
2,4,5-Trichlorophenol	UG/KG	960 U	950 U	990 U	940 UJ	980 UJ	910 U
2-Chloronaphthalene	UG/KG	400 U	390 U	410 U	390 U	400 U	380 U
2-Nitroaniline	UG/KG	960 U	950 U	990 U	940 U	980 U	910 U
Dimethyl phthalate	UG/KG	400 U	390 U	410 U	390 U	400 U	380 U
Acenaphthylene	UG/KG	400 U	390 U	410 U	390 U	400 U	380 U
2,6-Dinitrotoluene	UG/KG	400 U	390 U	410 U	390 U	400 U	380 U
3-Nitroaniline	UG/KG	960 U	950 U	990 U	940 U	980 U	910 U
Acenaphthene	UG/KG	400 U	390 U	410 U	390 U	400 U	380 U

FREQUENCY OF DETECTION SUMMARY
 OPERABLE UNIT No. 11
 SITE 80 - SUBSURFACE SOIL
 REMEDIAL INVESTIGATION CTO-0274
 MCB CAMP LEJEUNE, NORTH CAROLINA
 TCL ORGANICS

Client Sample ID:	80-MW031W-03	80-MW031W-06	80-MW04-06	80-MW05-04	80-MW05-06	80-MW06-03
Laboratory Sample ID:	Q41118708	AC7812	Q41118402	Q41118507	Q41118508	AC7808
Date Sampled:	11/05/94	11/07/94	11/03/94	11/04/94	11/04/94	11/05/94

	<u>UNITS</u>					
<u>SEMIVOLATILES Cont.</u>						
2,4-Dinitrophenol	UG/KG	960 U	950 U	990 U	940 U	980 U
4-Nitrophenol	UG/KG	960 U	950 U	990 U	940 U	980 U
Dibenzofuran	UG/KG	400 U	390 U	410 U	390 U	400 U
2,4-Dinitrotoluene	UG/KG	400 U	390 U	410 U	390 U	400 U
Diethylphthalate	UG/KG	400 U	390 U	410 U	390 U	400 U
4-Chlorophenyl phenyl ether	UG/KG	400 U	390 U	410 U	390 U	400 U
Fluorene	UG/KG	400 U	390 U	410 U	390 U	400 U
4-Nitroaniline	UG/KG	960 U	950 U	990 U	940 U	980 U
4,6-Dinitro-2-methylphenol	UG/KG	960 U	950 U	990 U	940 U	980 U
N-nitrosodiphenylamine	UG/KG	400 U	390 U	410 U	390 U	400 U
4-Bromophenyl-phenylether	UG/KG	400 U	390 U	410 U	390 U	400 U
Hexachlorobenzene	UG/KG	400 U	390 U	410 U	390 U	400 U
Pentachlorophenol	UG/KG	960 U	950 U	990 U	940 U	980 U
Phenanthrene	UG/KG	53 J	390 U	410 U	390 U	400 U
Anthracene	UG/KG	400 U	390 U	410 U	390 U	400 U
Carbazole	UG/KG	400 U	390 U	410 U	390 U	400 U
di-n-Butylphthalate	UG/KG	3100	480 U	120 J	150 J	270 J
Fluoranthene	UG/KG	400 U	390 U	410 U	390 U	400 U
Pyrene	UG/KG	400 U	390 U	410 U	390 U	400 U
Butyl benzyl phthalate	UG/KG	46 J	390 U	410 U	390 U	400 U
3,3'-Dichlorobenzidine	UG/KG	400 U	390 U	410 U	390 U	400 U
Benzo[a]anthracene	UG/KG	400 U	390 U	410 U	390 U	400 U
Chrysene	UG/KG	400 U	390 U	410 U	390 U	400 U
bis(2-Ethylhexyl)phthalate	UG/KG	400 U	81 J	410 U	390 U	400 U
di-n-Octylphthalate	UG/KG	400 U	390 U	410 U	390 U	400 U
Benzo[b]fluoranthene	UG/KG	400 U	390 U	410 U	390 U	400 U
Benzo[k]fluoranthene	UG/KG	400 U	390 U	410 U	390 U	400 U
Benzo[a]pyrene	UG/KG	400 U	390 U	410 U	390 U	400 U
Indeno[1,2,3-cd]pyrene	UG/KG	400 U	390 U	410 U	390 U	400 U
Dibenz[a,h]anthracene	UG/KG	400 U	390 U	410 U	390 U	400 U
Benzo[g,h,i]perylene	UG/KG	400 U	390 U	410 U	390 U	400 U

FREQUENCY OF DETECTION SUMMARY
 OPERABLE UNIT No. 11
 SITE 80 - SUBSURFACE SOIL
 REMEDIAL INVESTIGATION CTO-0274
 MCB CAMP LEJEUNE, NORTH CAROLINA
 TCL ORGANICS

Client Sample ID:	80-MW031W-03	80-MW031W-06	80-MW04-06	80-MW05-04	80-MW05-06	80-MW06-03
Laboratory Sample ID:	Q41118708	AC7812	Q41118402	Q41118507	Q41118508	AC7808
Date Sampled:	11/05/94	11/07/94	11/03/94	11/04/94	11/04/94	11/05/94

	UNITS						
<u>PESTICIDES/PCBs</u>							
alpha-BHC	UG/KG	2 U	2 U	4.2 U	2 U	2.1 U	2 U
beta-BHC	UG/KG	2 U	2 U	4.2 U	2 U	2.1 U	2 U
delta-BHC	UG/KG	2 U	2 U	4.2 U	2 U	2.1 U	2 U
Lindane (gamma-BHC)	UG/KG	2 U	2 U	4.2 U	2 U	2.1 U	2 U
Heptachlor	UG/KG	2 U	2 U	4.2 U	2 U	2.1 U	2 U
Aldrin	UG/KG	2 U	2 U	4.2 U	2 U	2.1 U	2 U
Heptachlor epoxide	UG/KG	2 U	2 U	4.2 U	2 U	2.1 U	2 U
Endosulfan I	UG/KG	2 U	2 U	4.2 U	2 U	2.1 U	2 U
Dieldrin	UG/KG	4 U	3.9 U	8.1 U	3.9 U	0.73 J	3.9 U
4,4'-DDE	UG/KG	4 U	3.9 U	14	3.9 U	4 U	3.9 U
Endrin	UG/KG	4 U	3.9 U	8.1 U	3.9 U	4 U	3.9 U
Endosulfan II	UG/KG	4 U	3.9 U	8.1 U	3.9 U	4 U	3.9 U
4,4'-DDD	UG/KG	2.5 J	3.9 U	510 J	3.9 U	1.3 J	3.9 U
Endosulfan sulfate	UG/KG	4 U	3.9 U	8.1 U	3.9 U	4 U	3.9 U
4,4'-DDT	UG/KG	4 U	3.9 U	240	3.9 U	4 U	3.9 U
Methoxychlor	UG/KG	20 U	20 U	42 U	20 U	21 U	20 U
Endrin ketone	UG/KG	4 U	3.9 U	8.1 U	3.9 U	4 U	3.9 U
Endrin aldehyde	UG/KG	4 U	3.9 U	8.1 U	3.9 U	4 U	3.9 U
alpha-Chlordane	UG/KG	2 U	2 U	4.2 U	2 U	2.1 U	2 U
gamma-Chlordane	UG/KG	2 U	2 U	4.2 U	2 U	2.1 U	2 U
Toxaphene	UG/KG	200 U	200 U	420 U	200 U	210 U	200 U
Aroclor 1016	UG/KG	40 U	39 U	81 U	39 U	40 U	39 U
Aroclor 1221	UG/KG	81 U	79 U	170 U	79 U	82 U	79 U
Aroclor 1232	UG/KG	40 U	39 U	81 U	39 U	40 U	39 U
Aroclor 1242	UG/KG	40 U	39 U	81 U	39 U	40 U	39 U
Aroclor 1248	UG/KG	40 U	39 U	81 U	39 U	40 U	39 U
Aroclor 1254	UG/KG	40 U	39 U	81 U	39 U	40 U	39 U
Aroclor 1260	UG/KG	40 U	39 U	81 U	39 U	40 U	39 U

FREQUENCY OF DETECTION SUMMARY
 OPERABLE UNIT No. 11
 SITE 80 - SUBSURFACE SOIL
 REMEDIAL INVESTIGATION CTO-0274
 MCB CAMP LEJEUNE, NORTH CAROLINA
 TCL ORGANICS

Client Sample ID:	80-MW06-06	80-MW07-04	80-MW07-06	80-OA-SB01-07	80-OA-SB02-07	80-OA-SB03-06
Laboratory Sample ID:	AC7810	Q41118605	Q41118606	Q41118116	Q41118301	Q41118303
Date Sampled:	11/05/94	11/04/94	11/04/94	11/03/94	11/03/94	11/03/94

UNITS

VOLATILES

	80-MW06-06	80-MW07-04	80-MW07-06	80-OA-SB01-07	80-OA-SB02-07	80-OA-SB03-06
Chloromethane	UG/KG	11 U	12 U	12 U	11 U	12 U
Bromomethane	UG/KG	11 U	12 U	12 U	11 U	12 UJ
Vinyl chloride	UG/KG	11 U	12 UJ	12 UJ	11 U	12 UJ
Chloroethane	UG/KG	11 U	12 U	12 U	11 U	12 U
Methylene chloride	UG/KG	11 U	12 U	12 U	11 U	12 U
Acetone	UG/KG	13 U	40	12 U	45 U	12 UJ
Carbon Disulfide	UG/KG	11 U	12 U	12 U	11 U	12 U
1,1-Dichloroethene	UG/KG	11 U	12 U	12 U	11 U	12 U
1,1-Dichloroethane	UG/KG	11 U	12 U	12 U	11 U	12 U
1,2-Dichloroethene(total)	UG/KG	11 U	12 U	12 U	11 U	12 U
Chloroform	UG/KG	11 U	12 U	12 U	11 U	12 U
1,2-Dichloroethane	UG/KG	11 U	12 U	12 U	11 U	12 U
2-Butanone	UG/KG	13 U	12 U	12 U	11 U	12 U
1,1,1-Trichloroethane	UG/KG	11 U	12 U	12 U	11 U	12 U
Carbon tetrachloride	UG/KG	11 U	12 U	12 U	11 U	12 U
Bromodichloromethane	UG/KG	11 U	12 U	12 U	11 U	12 U
1,2-Dichloropropane	UG/KG	11 U	12 U	12 U	11 U	12 U
cis-1,3-Dichloropropene	UG/KG	11 U	12 U	12 U	11 U	12 U
Trichloroethene	UG/KG	11 U	12 U	12 U	11 U	12 U
Dibromochloromethane	UG/KG	11 U	12 U	12 U	11 U	12 U
1,1,2-Trichloroethane	UG/KG	11 U	12 U	12 U	11 UJ	12 U
Benzene	UG/KG	11 U	12 U	12 U	11 U	12 U
trans-1,3-Dichloropropene	UG/KG	11 U	12 U	12 U	11 U	12 U
Bromoform	UG/KG	11 U	12 U	12 U	11 UJ	12 U
4-Methyl-2-pentanone	UG/KG	11 U	12 U	12 U	11 UJ	12 U
2-Hexanone	UG/KG	11 U	12 U	12 U	11 UJ	12 U
Tetrachloroethene	UG/KG	11 U	12 U	12 U	11 U	12 U
1,1,2,2-Tetrachloroethane	UG/KG	11 U	12 U	12 U	11 UJ	12 U
Toluene	UG/KG	11 U	12 U	12 U	11 U	12 U
Chlorobenzene	UG/KG	11 U	12 U	12 U	11 U	12 U
Ethylbenzene	UG/KG	11 U	12 U	12 U	11 U	12 U
Styrene	UG/KG	11 U	12 U	12 U	11 U	12 U
Xylenes (total)	UG/KG	11 U	12 U	12 U	11 U	12 U

FREQUENCY OF DETECTION SUMMARY
 OPERABLE UNIT No. 11
 SITE 80 - SUBSURFACE SOIL
 REMEDIAL INVESTIGATION CTO-0274
 MCB CAMP LEJEUNE, NORTH CAROLINA
 TCL ORGANICS

Client Sample ID:	80-MW06-06	80-MW07-04	80-MW07-06	80-OA-SB01-07	80-OA-SB02-07	80-OA-SB03-06
Laboratory Sample ID:	AC7810	Q41118605	Q41118606	Q41118116	Q41118301	Q41118303
Date Sampled:	11/05/94	11/04/94	11/04/94	11/03/94	11/03/94	11/03/94

	UNITS						
<u>SEMIVOLATILES</u>							
Phenol	UG/KG	350 U	420 U	380 U	350 U	370 U	360 UJ
bis(2-Chloroethyl) ether	UG/KG	350 U	420 U	380 U	350 U	370 U	360 UJ
2-Chlorophenol	UG/KG	350 U	420 U	380 U	350 U	370 U	360 UJ
1,3-Dichlorobenzene	UG/KG	350 U	420 U	380 U	350 U	370 U	360 UJ
1,4-Dichlorobenzene	UG/KG	350 U	420 U	380 U	350 U	370 U	360 UJ
1,2-Dichlorobenzene	UG/KG	350 U	420 U	380 U	350 U	370 U	360 UJ
2-Methylphenol	UG/KG	350 U	420 U	380 U	350 U	370 U	360 UJ
2,2'-oxybis-(1-chloropropane)	UG/KG	350 U	420 U	380 U	350 U	370 U	360 UJ
4-Methylphenol	UG/KG	350 U	420 U	380 U	350 U	370 U	360 UJ
N-Nitroso-di-n-propylamine	UG/KG	350 U	420 U	380 U	350 U	370 U	360 UJ
Hexachloroethane	UG/KG	350 U	420 U	380 U	350 U	370 U	360 UJ
Nitrobenzene	UG/KG	350 U	420 U	380 U	350 U	370 U	360 UJ
isophorone	UG/KG	350 U	420 U	380 U	350 U	370 U	360 UJ
2-Nitrophenol	UG/KG	350 U	420 U	380 U	350 U	370 U	360 UJ
2,4-Dimethylphenol	UG/KG	350 U	420 U	380 U	350 U	370 U	360 UJ
bis(2-Chloroethoxy) methane	UG/KG	350 U	420 U	380 U	350 U	370 U	360 UJ
2,4-Dichlorophenol	UG/KG	350 U	420 U	380 U	350 U	370 U	360 UJ
1,2,4-Trichlorobenzene	UG/KG	350 U	420 U	380 U	350 U	370 UJ	360 UJ
Naphthalene	UG/KG	350 U	420 U	380 U	350 U	370 U	360 UJ
4-Chloroaniline	UG/KG	350 U	420 UJ	380 UJ	350 U	370 UJ	360 UJ
Hexachlorobutadiene	UG/KG	350 U	420 U	380 U	350 U	370 U	360 UJ
4-Chloro-3-methylphenol	UG/KG	350 U	420 U	380 U	350 U	370 U	360 UJ
2-Methylnaphthalene	UG/KG	350 U	420 U	380 U	350 U	370 U	360 UJ
Hexachlorocyclopentadiene	UG/KG	350 U	420 U	380 U	350 U	370 U	360 UJ
2,4,6-Trichlorophenol	UG/KG	350 U	420 U	380 U	350 U	370 U	360 UJ
2,4,5-Trichlorophenol	UG/KG	840 U	1000 UJ	920 UJ	860 U	900 UJ	880 UJ
2-Chloronaphthalene	UG/KG	350 U	420 U	380 U	350 U	370 U	360 UJ
2-Nitroaniline	UG/KG	840 U	1000 U	920 U	860 U	900 U	880 UJ
Dimethyl phthalate	UG/KG	350 U	420 U	380 U	350 U	370 U	360 UJ
Acenaphthylene	UG/KG	350 U	420 U	380 U	350 U	370 U	360 UJ
2,6-Dinitrotoluene	UG/KG	350 U	420 U	380 U	350 U	370 U	360 UJ
3-Nitroaniline	UG/KG	840 U	1000 U	920 U	860 U	900 U	880 UJ
Acenaphthene	UG/KG	350 U	420 U	380 U	350 U	370 U	360 UJ

FREQUENCY OF DETECTION SUMMARY
 OPERABLE UNIT No. 11
 SITE 80 - SUBSURFACE SOIL
 REMEDIAL INVESTIGATION CTO-0274
 MCB CAMP LEJEUNE, NORTH CAROLINA
 TCL ORGANICS

Client Sample ID:	80-MW06-06	80-MW07-04	80-MW07-06	80-OA-SB01-07	80-OA-SB02-07	80-OA-SB03-06
Laboratory Sample ID:	AC7810	Q41118605	Q41118606	Q41118116	Q41118301	Q41118303
Date Sampled:	11/05/94	11/04/94	11/04/94	11/03/94	11/03/94	11/03/94

	UNITS						
<u>SEMIVOLATILES Cont.</u>							
2,4-Dinitrophenol	UG/KG	840 U	1000 UJ	920 UJ	860 U	900 U	880 UJ
4-Nitrophenol	UG/KG	840 U	1000 U	920 U	860 U	900 U	880 UJ
Dibenzofuran	UG/KG	350 U	420 U	380 U	350 U	370 U	360 UJ
2,4-Dinitrotoluene	UG/KG	350 U	420 U	380 U	350 U	370 U	360 UJ
Diethylphthalate	UG/KG	350 U	420 U	380 U	350 U	370 U	360 UJ
4-Chlorophenyl phenyl ether	UG/KG	350 U	420 U	380 U	350 U	370 U	360 UJ
Fluorene	UG/KG	350 U	420 U	380 U	350 U	370 U	360 UJ
4-Nitroaniline	UG/KG	840 U	1000 U	920 U	860 U	900 U	880 UJ
4,6-Dinitro-2-methylphenol	UG/KG	840 U	1000 U	920 U	860 U	900 U	880 UJ
N-nitrosodiphenylamine	UG/KG	350 U	420 U	380 U	350 U	370 U	360 UJ
4-Bromophenyl-phenylether	UG/KG	350 U	420 U	380 U	350 U	370 U	360 UJ
Hexachlorobenzene	UG/KG	350 U	420 U	380 U	350 U	370 UJ	360 UJ
Pentachlorophenol	UG/KG	840 U	1000 U	920 U	860 U	900 U	880 UJ
Phenanthrene	UG/KG	350 U	420 U	380 U	350 U	370 U	360 UJ
Anthracene	UG/KG	350 U	420 U	380 U	350 U	370 U	360 UJ
Carbazole	UG/KG	350 U	420 U	380 U	350 U	370 U	360 UJ
di-n-Butylphthalate	UG/KG	350 U	150 J	170 J	70 J	330 J	170 J
Fluoranthene	UG/KG	350 U	420 U	380 U	350 U	370 U	360 UJ
Pyrene	UG/KG	350 U	420 U	380 U	350 U	370 U	360 UJ
Butyl benzyl phthalate	UG/KG	350 U	420 U	380 U	350 U	370 U	360 UJ
3,3'-Dichlorobenzidine	UG/KG	350 U	420 UJ	380 UJ	350 U	370 UJ	360 UJ
Benzo[a]anthracene	UG/KG	350 U	420 U	380 U	350 U	370 U	360 UJ
Chrysene	UG/KG	350 U	420 U	380 U	350 U	370 U	360 UJ
bis(2-Ethylhexyl)phthalate	UG/KG	350 U	420 U	85 J	350 U	370 U	360 UJ
di-n-Octylphthalate	UG/KG	350 U	420 U	380 U	350 U	370 U	360 UJ
Benzo[b]fluoranthene	UG/KG	350 U	420 U	380 U	350 U	370 U	360 UJ
Benzo[k]fluoranthene	UG/KG	350 U	420 U	380 U	350 U	370 U	360 UJ
Benzo[a]pyrene	UG/KG	350 U	420 U	380 U	350 U	370 U	360 UJ
Indeno[1,2,3-cd]pyrene	UG/KG	350 U	420 U	380 U	350 U	370 U	360 UJ
Dibenz[a,h]anthracene	UG/KG	350 U	420 U	380 U	350 U	370 U	360 UJ
Benzo[g,h,i]perylene	UG/KG	350 U	420 U	380 U	350 U	370 U	360 UJ

FREQUENCY OF DETECTION SUMMARY
 OPERABLE UNIT No. 11
 SITE 80 - SUBSURFACE SOIL
 REMEDIAL INVESTIGATION CTO-0274
 MCB CAMP LEJEUNE, NORTH CAROLINA
 TCL ORGANICS

Client Sample ID:	80-MW06-06	80-MW07-04	80-MW07-06	80-OA-SB01-07	80-OA-SB02-07	80-OA-SB03-06
Laboratory Sample ID:	AC7810	Q41118605	Q41118606	Q41118116	Q41118301	Q41118303
Date Sampled:	11/05/94	11/04/94	11/04/94	11/03/94	11/03/94	11/03/94

	UNITS	80-MW06-06	80-MW07-04	80-MW07-06	80-OA-SB01-07	80-OA-SB02-07	80-OA-SB03-06
<u>PESTICIDES/PCBs</u>							
alpha-BHC	UG/KG	1.8 U	2.2 U	2 U	1.8 U	1.9 U	1.9 U
beta-BHC	UG/KG	1.8 U	2.2 U	2 U	1.8 U	1.9 U	1.9 U
delta-BHC	UG/KG	1.8 U	2.2 U	2 U	1.8 U	1.9 U	1.9 U
Lindane (gamma-BHC)	UG/KG	1.8 U	2.2 U	2 U	1.8 U	1.9 U	1.9 U
Heptachlor	UG/KG	1.8 U	2.2 U	2 U	1.8 U	1.9 U	1.9 U
Aldrin	UG/KG	1.8 U	2.2 U	2 U	1.8 U	1.9 U	1.9 U
Heptachlor epoxide	UG/KG	1.8 U	2.2 U	2 U	1.8 U	1.9 U	1.9 U
Endosulfan I	UG/KG	1.8 U	2.2 U	2 U	1.8 U	1.9 U	1.9 U
Dieldrin	UG/KG	3.5 U	4.2 U	3.8 U	1 J	1.4 J	3.6 U
4,4'-DDE	UG/KG	3.5 U	4.2 U	3.8 U	1.4 J	35	3.6 U
Endrin	UG/KG	3.5 U	4.2 U	3.8 U	3.5 U	3.7 U	3.6 U
Endosulfan II	UG/KG	3.5 U	4.2 U	3.8 U	3.5 U	3.7 U	3.6 U
4,4'-DDD	UG/KG	3.5 U	4.2 U	3.8 U	1.1 J	3.7 U	3.6 U
Endosulfan sulfate	UG/KG	3.5 U	4.2 U	3.8 U	3.5 U	3.7 U	3.6 U
4,4'-DDT	UG/KG	3.5 U	4.2 U	3.8 U	3.5 U	9.9	3.6 U
Methoxychlor	UG/KG	18 U	22 U	20 U	18 U	19 U	19 U
Endrin ketone	UG/KG	3.5 U	4.2 U	3.8 U	3.5 U	3.7 U	3.6 U
Endrin aldehyde	UG/KG	3.5 U	4.2 U	3.8 U	3.5 U	3.7 U	3.6 U
alpha-Chlordane	UG/KG	1.8 U	2.2 U	2 U	1.8 U	1.9 U	1.9 U
gamma-Chlordane	UG/KG	1.8 U	2.2 U	2 U	1.8 U	1.9 U	1.9 U
Toxaphene	UG/KG	180 U	220 U	200 U	180 U	190 U	190 U
Aroclor 1016	UG/KG	35 U	42 U	38 U	35 U	37 U	36 U
Aroclor 1221	UG/KG	70 U	85 U	77 U	72 U	75 U	74 U
Aroclor 1232	UG/KG	35 U	42 U	38 U	35 U	37 U	36 U
Aroclor 1242	UG/KG	35 U	42 U	38 U	35 U	37 U	36 U
Aroclor 1248	UG/KG	35 U	42 U	38 U	35 U	37 U	36 U
Aroclor 1254	UG/KG	35 U	42 U	38 U	35 U	37 U	36 U
Aroclor 1260	UG/KG	35 U	42 U	38 U	35 U	37 U	36 U

FREQUENCY OF DETECTION SUMMARY
 OPERABLE UNIT No. 11
 SITE 80 - SUBSURFACE SOIL
 REMEDIAL INVESTIGATION CTO-0274
 MCB CAMP LEJEUNE, NORTH CAROLINA
 TCL ORGANICS

Client Sample ID:	80-OA-SB04-03	80-OA-SB04-06	80-OA-SB05-06	80-OA-SB06-03	80-OA-SB06-06	80-SM-SB02-03
Laboratory Sample ID:	Q41118510	Q41118511	Q41118502	Q41118504	Q41118505	AC6895
Date Sampled:	11/04/94	11/04/94	11/04/94	11/04/94	11/04/94	11/02/94

	<u>UNITS</u>						
<u>VOLATILES</u>							
Chloromethane	UG/KG	13 U	11 U	11 U	11 U	11 UJ	12 U
Bromomethane	UG/KG	13 U	11 U	11 U	11 U	11 UJ	12 UJ
Vinyl chloride	UG/KG	13 U	11 U	11 U	11 U	11 UJ	12 UJ
Chloroethane	UG/KG	13 U	11 U	11 U	11 U	11 UJ	12 U
Methylene chloride	UG/KG	13 U	11 U	11 U	11 U	11 UJ	12 U
Acetone	UG/KG	11 J	11 UJ	11 U	11 U	11 UJ	74 U
Carbon Disulfide	UG/KG	13 U	11 U	11 U	11 U	11 UJ	13
1,1-Dichloroethene	UG/KG	13 U	11 U	11 U	11 U	11 UJ	12 U
1,1-Dichloroethane	UG/KG	13 U	11 U	11 U	11 U	11 UJ	12 U
1,2-Dichloroethene(total)	UG/KG	13 U	11 U	11 U	11 U	11 UJ	12 U
Chloroform	UG/KG	13 U	11 U	11 U	11 U	11 UJ	12 U
1,2-Dichloroethane	UG/KG	13 U	11 U	11 U	11 U	11 UJ	12 U
2-Butanone	UG/KG	13 U	11 U	11 U	11 U	11 UJ	15 U
1,1,1-Trichloroethane	UG/KG	13 U	11 U	11 U	11 U	11 UJ	12 U
Carbon tetrachloride	UG/KG	13 U	11 U	11 U	11 U	11 UJ	12 U
Bromodichloromethane	UG/KG	13 U	11 U	11 U	11 U	11 UJ	12 U
1,2-Dichloropropane	UG/KG	13 U	11 U	11 U	11 U	11 UJ	12 U
cis-1,3-Dichloropropene	UG/KG	13 U	11 U	11 U	11 U	11 UJ	12 U
Trichloroethene	UG/KG	13 U	11 U	11 U	11 U	11 UJ	12 U
Dibromochloromethane	UG/KG	13 U	11 U	11 U	11 U	11 UJ	12 U
1,1,2-Trichloroethane	UG/KG	13 U	11 U	11 U	11 U	11 UJ	12 U
Benzene	UG/KG	13 U	11 U	11 U	11 U	11 UJ	12 U
trans-1,3-Dichloropropene	UG/KG	13 U	11 U	11 U	11 U	11 UJ	12 U
Bromoform	UG/KG	13 U	11 U	11 U	11 U	11 UJ	12 U
4-Methyl-2-pentanone	UG/KG	13 U	11 U	11 U	11 U	11 UJ	12 U
2-Hexanone	UG/KG	13 U	11 U	11 U	11 U	11 UJ	12 U
Tetrachloroethene	UG/KG	13 U	11 U	11 U	11 U	11 UJ	12 U
1,1,2,2-Tetrachloroethane	UG/KG	13 U	11 U	11 U	11 U	11 UJ	12 U
Toluene	UG/KG	13 U	11 U	11 U	11 U	11 UJ	12 U
Chlorobenzene	UG/KG	13 U	11 U	11 U	11 U	11 UJ	12 U
Ethylbenzene	UG/KG	13 U	11 U	11 U	11 U	11 UJ	12 U
Styrene	UG/KG	13 U	11 U	11 U	11 U	11 UJ	12 U
Xylenes (total)	UG/KG	13 U	11 U	11 U	11 U	11 UJ	12 U

FREQUENCY OF DETECTION SUMMARY
 OPERABLE UNIT No. 11
 SITE 80 - SUBSURFACE SOIL
 REMEDIAL INVESTIGATION CTO-0274
 MCB CAMP LEJEUNE, NORTH CAROLINA
 TCL ORGANICS

Client Sample ID:	80-OA-SB04-03	80-OA-SB04-06	80-OA-SB05-06	80-OA-SB06-03	80-OA-SB06-06	80-SM-SB02-03
Laboratory Sample ID:	Q41118510	Q41118511	Q41118502	Q41118504	Q41118505	AC6895
Date Sampled:	11/04/94	11/04/94	11/04/94	11/04/94	11/04/94	11/02/94

	<u>UNITS</u>						
<u>SEMIVOLATILES</u>							
Phenol	UG/KG	390 U	340 U	370 U	360 U	350 U	390 U
bis(2-Chloroethyl) ether	UG/KG	390 U	340 U	370 U	360 U	350 U	390 U
2-Chlorophenol	UG/KG	390 U	340 U	370 U	360 U	350 U	390 U
1,3-Dichlorobenzene	UG/KG	390 U	340 U	370 U	360 U	350 U	390 U
1,4-Dichlorobenzene	UG/KG	390 U	340 U	370 U	360 U	350 U	390 U
1,2-Dichlorobenzene	UG/KG	390 U	340 U	370 U	360 U	350 U	390 U
2-Methylphenol	UG/KG	390 U	340 U	370 U	360 U	350 U	390 U
2,2'-oxybis-(1-chloropropane)	UG/KG	390 U	340 U	370 U	360 U	350 U	390 U
4-Methylphenol	UG/KG	390 U	340 U	370 U	360 U	350 U	390 U
N-Nitroso-di-n-propylamine	UG/KG	390 U	340 U	370 U	360 U	350 U	390 U
Hexachloroethane	UG/KG	390 U	340 U	370 U	360 U	350 U	390 U
Nitrobenzene	UG/KG	390 U	340 U	370 U	360 U	350 U	390 U
Isophorone	UG/KG	390 U	340 U	370 U	360 U	350 U	390 U
2-Nitrophenol	UG/KG	390 U	340 U	370 U	360 U	350 U	390 U
2,4-Dimethylphenol	UG/KG	390 U	340 U	370 U	360 U	350 U	390 U
bis(2-Chloroethoxy) methane	UG/KG	390 U	340 U	370 U	360 U	350 U	390 U
2,4-Dichlorophenol	UG/KG	390 U	340 U	370 U	360 U	350 U	390 U
1,2,4-Trichlorobenzene	UG/KG	390 UJ	340 U	370 UJ	360 UJ	350 U	390 U
Naphthalene	UG/KG	390 U	340 U	370 U	360 U	350 U	390 U
4-Chloroaniline	UG/KG	390 UJ	340 UJ	370 UJ	360 UJ	350 UJ	390 U
Hexachlorobutadiene	UG/KG	390 U	340 U	370 U	360 U	350 U	390 U
4-Chloro-3-methylphenol	UG/KG	390 U	340 U	370 U	360 U	350 U	390 U
2-Methylnaphthalene	UG/KG	390 U	340 U	370 U	360 U	350 U	390 U
Hexachlorocyclopentadiene	UG/KG	390 U	340 U	370 U	360 U	350 U	390 U
2,4,6-Trichlorophenol	UG/KG	390 U	340 U	370 U	360 U	350 U	390 U
2,4,5-Trichlorophenol	UG/KG	950 UJ	830 UJ	900 UJ	880 UJ	850 UJ	940 U
2-Chloronaphthalene	UG/KG	390 U	340 U	370 U	360 U	350 U	390 U
2-Nitroaniline	UG/KG	950 U	830 U	900 U	880 U	850 U	940 U
Dimethyl phthalate	UG/KG	390 U	340 U	370 U	360 U	350 U	390 U
Acenaphthylene	UG/KG	390 U	340 U	370 U	360 U	350 U	390 U
2,6-Dinitrotoluene	UG/KG	390 U	340 U	370 U	360 U	350 U	390 U
3-Nitroaniline	UG/KG	950 U	830 U	900 U	880 U	850 U	940 U
Acenaphthene	UG/KG	390 U	340 U	370 U	360 U	350 U	390 U

FREQUENCY OF DETECTION SUMMARY
 OPERABLE UNIT No. 11
 SITE 80 - SUBSURFACE SOIL
 REMEDIAL INVESTIGATION CTO-0274
 MCB CAMP LEJEUNE, NORTH CAROLINA
 TCL ORGANICS

Client Sample ID:	80-OA-SB04-03	80-OA-SB04-06	80-OA-SB05-06	80-OA-SB06-03	80-OA-SB06-06	80-SM-SB02-03
Laboratory Sample ID:	Q41118510	Q41118511	Q41118502	Q41118504	Q41118505	AC6895
Date Sampled:	11/04/94	11/04/94	11/04/94	11/04/94	11/04/94	11/02/94

	UNITS						
<u>SEMIVOLATILES Cont.</u>							
2,4-Dinitrophenol	UG/KG	950 U	830 U	900 U	880 U	850 U	940 U
4-Nitrophenol	UG/KG	950 U	830 U	900 U	880 U	850 U	940 UJ
Dibenzofuran	UG/KG	390 U	340 U	370 U	360 U	350 U	390 U
2,4-Dinitrotoluene	UG/KG	390 U	340 UJ	370 U	360 U	350 UJ	390 U
Diethylphthalate	UG/KG	390 U	340 U	370 U	360 U	350 U	390 U
4-Chlorophenyl phenyl ether	UG/KG	390 U	340 U	370 U	360 U	350 U	390 UJ
Fluorene	UG/KG	390 U	340 U	370 U	360 U	350 U	390 U
4-Nitroaniline	UG/KG	950 U	830 U	900 U	880 U	850 U	940 UJ
4,6-Dinitro-2-methylphenol	UG/KG	950 U	830 U	900 U	880 U	850 U	940 U
N-nitrosodiphenylamine	UG/KG	390 U	340 U	370 U	360 U	350 U	390 U
4-Bromophenyl-phenylether	UG/KG	390 U	340 U	370 U	360 U	350 U	390 U
Hexachlorobenzene	UG/KG	390 UJ	340 U	370 U	360 U	350 U	390 U
Pentachlorophenol	UG/KG	950 U	830 U	900 U	880 U	850 U	940 U
Phenanthrene	UG/KG	390 U	340 U	370 U	360 U	350 U	390 U
Anthracene	UG/KG	390 U	340 U	370 U	360 U	350 U	390 U
Carbazole	UG/KG	390 U	340 U	370 U	360 U	350 U	390 U
di-n-Butylphthalate	UG/KG	93 J	170 J	220 J	220 J	170 J	390 U
Fluoranthene	UG/KG	390 U	340 U	370 U	360 U	350 U	390 U
Pyrene	UG/KG	390 U	340 U	370 U	360 U	350 U	390 U
Butyl benzyl phthalate	UG/KG	390 U	340 U	370 U	360 U	350 U	390 U
3,3'-Dichlorobenzidine	UG/KG	390 UJ	340 UJ	370 UJ	360 UJ	350 UJ	390 U
Benzo[a]anthracene	UG/KG	390 U	340 U	370 U	360 U	350 U	390 U
Chrysene	UG/KG	390 U	340 U	370 U	360 U	350 U	390 U
bis(2-Ethylhexyl)phthalate	UG/KG	390 U	340 U	370 U	360 U	350 U	390 U
di-n-Octylphthalate	UG/KG	390 U	340 U	370 U	360 U	350 U	390 U
Benzo[b]fluoranthene	UG/KG	390 U	340 U	370 U	360 U	350 U	390 U
Benzo[k]fluoranthene	UG/KG	390 U	340 U	370 U	360 U	350 U	390 U
Benzo[a]pyrene	UG/KG	390 U	340 U	370 U	360 U	350 U	390 U
Indeno[1,2,3-cd]pyrene	UG/KG	390 U	340 U	370 U	360 U	350 U	390 U
Dibenz[a,h]anthracene	UG/KG	390 U	340 UJ	370 U	360 U	350 UJ	390 U
Benzo[g,h,i]perylene	UG/KG	390 U	340 U	370 U	360 U	350 U	390 U

FREQUENCY OF DETECTION SUMMARY
 OPERABLE UNIT No. 11
 SITE 80 - SUBSURFACE SOIL
 REMEDIAL INVESTIGATION CTO-0274
 MCB CAMP LEJEUNE, NORTH CAROLINA
 TCL ORGANICS

Client Sample ID:	80-OA-SB04-03	80-OA-SB04-06	80-OA-SB05-06	80-OA-SB06-03	80-OA-SB06-06	80-SM-SB02-03
Laboratory Sample ID:	Q41118510	Q41118511	Q41118502	Q41118504	Q41118505	AC6895
Date Sampled:	11/04/94	11/04/94	11/04/94	11/04/94	11/04/94	11/02/94

	<u>UNITS</u>						
<u>PESTICIDES/PCBs</u>							
alpha-BHC	UG/KG	2 U	1.8 U	1.9 U	1.9 U	1.8 U	2 U
beta-BHC	UG/KG	2 U	1.8 U	1.9 U	1.9 U	1.8 U	2 U
delta-BHC	UG/KG	2 U	1.8 U	1.9 U	1.9 U	1.8 U	2 U
Lindane (gamma-BHC)	UG/KG	2 U	1.8 U	1.9 U	1.9 U	1.8 U	2 U
Heptachlor	UG/KG	2 U	1.8 U	1.9 U	1.9 U	1.8 U	2 U
Aldrin	UG/KG	2 U	1.8 U	1.9 U	1.9 U	1.8 U	2 U
Heptachlor epoxide	UG/KG	2 U	1.8 U	1.9 U	1.9 U	1.8 U	2 U
Endosulfan I	UG/KG	2 U	1.8 U	1.9 U	1.9 U	1.8 U	2 U
Dieldrin	UG/KG	3.9 U	3.4 U	3.7 U	3.6 U	3.5 U	3.9 U
4,4'-DDE	UG/KG	3.9 U	3.4 U	3.7 U	3.6 U	3.5 U	3.9 U
Endrin	UG/KG	3.9 U	3.4 U	3.7 U	3.6 U	3.5 U	3.9 U
Endosulfan II	UG/KG	3.9 U	3.4 U	3.7 U	3.6 U	3.5 U	3.9 U
4,4'-DDD	UG/KG	3.9 U	3.4 U	3.7 U	3.6 U	3.5 U	4.6
Endosulfan sulfate	UG/KG	3.9 U	3.4 U	3.7 U	3.6 U	3.5 U	3.9 U
4,4'-DDT	UG/KG	3.9 U	3.4 U	3.7 U	3.6 U	3.5 U	3.9 U
Methoxychlor	UG/KG	20 U	18 U	19 U	19 U	18 U	20 U
Endrin ketone	UG/KG	3.9 U	3.4 U	3.7 U	3.6 U	3.5 U	3.9 U
Endrin aldehyde	UG/KG	3.9 U	3.4 U	3.7 U	3.6 U	3.5 U	3.9 U
alpha-Chlordane	UG/KG	2 U	1.8 U	1.9 U	1.9 U	1.8 U	2 U
gamma-Chlordane	UG/KG	2 U	1.8 U	1.9 U	1.9 U	1.8 U	2 U
Toxaphene	UG/KG	200 U	180 U	190 U	190 U	180 U	200 U
Aroclor 1016	UG/KG	39 U	34 U	37 U	36 U	35 U	39 U
Aroclor 1221	UG/KG	80 U	70 U	75 U	74 U	71 U	78 U
Aroclor 1232	UG/KG	39 U	34 U	37 U	36 U	35 U	39 U
Aroclor 1242	UG/KG	39 U	34 U	37 U	36 U	35 U	39 U
Aroclor 1248	UG/KG	39 U	34 U	37 U	36 U	35 U	39 U
Aroclor 1254	UG/KG	39 U	34 U	37 U	36 U	35 U	39 U
Aroclor 1260	UG/KG	39 U	34 U	37 U	36 U	35 U	39 U

FREQUENCY OF DETECTION SUMMARY
 OPERABLE UNIT No. 11
 SITE 80 - SUBSURFACE SOIL
 REMEDIAL INVESTIGATION CTO-0274
 MCB CAMP LEJEUNE, NORTH CAROLINA
 TCL ORGANICS

Client Sample ID:	80-SM-SB06-03	80-SM-SB09-03	80-DPA-SB01-03	80-DPA-SB02-04	80-DPA-SB03-04	80-DPA-SB04-04
Laboratory Sample ID:	Q41118104	Q41118108	AF6786	AF6788	AF6791	AF6792
Date Sampled:	11/03/94	11/03/94	06/13/95	06/13/95	06/13/95	06/13/95

	<u>UNITS</u>					
<u>VOLATILES</u>						
Chloromethane	UG/KG	12 UJ	12 UJ	NA	NA	NA
Bromomethane	UG/KG	12 UJ	12 UJ	NA	NA	NA
Vinyl chloride	UG/KG	12 UJ	12 UJ	NA	NA	NA
Chloroethane	UG/KG	12 U	12 U	NA	NA	NA
Methylene chloride	UG/KG	12 U	12 U	NA	NA	NA
Acetone	UG/KG	12 U	12 U	NA	NA	NA
Carbon Disulfide	UG/KG	12 U	12 U	NA	NA	NA
1,1-Dichloroethene	UG/KG	12 U	12 U	NA	NA	NA
1,1-Dichloroethane	UG/KG	12 U	12 U	NA	NA	NA
1,2-Dichloroethene(total)	UG/KG	12 U	12 U	NA	NA	NA
Chloroform	UG/KG	12 U	12 U	NA	NA	NA
1,2-Dichloroethane	UG/KG	12 U	12 U	NA	NA	NA
2-Butanone	UG/KG	12 U	12 U	NA	NA	NA
1,1,1-Trichloroethane	UG/KG	12 U	12 U	NA	NA	NA
Carbon tetrachloride	UG/KG	12 U	12 U	NA	NA	NA
Bromodichloromethane	UG/KG	12 U	12 U	NA	NA	NA
1,2-Dichloropropane	UG/KG	12 U	12 U	NA	NA	NA
cis-1,3-Dichloropropene	UG/KG	12 U	12 U	NA	NA	NA
Trichloroethene	UG/KG	12 U	12 U	NA	NA	NA
Dibromochloromethane	UG/KG	12 U	12 U	NA	NA	NA
1,1,2-Trichloroethane	UG/KG	12 U	12 U	NA	NA	NA
Benzene	UG/KG	12 U	12 U	NA	NA	NA
trans-1,3-Dichloropropene	UG/KG	12 U	12 U	NA	NA	NA
Bromoform	UG/KG	12 U	12 U	NA	NA	NA
4-Methyl-2-pentanone	UG/KG	12 U	12 U	NA	NA	NA
2-Hexanone	UG/KG	12 U	12 U	NA	NA	NA
Tetrachloroethene	UG/KG	12 U	12 U	NA	NA	NA
1,1,2,2-Tetrachloroethane	UG/KG	12 U	12 U	NA	NA	NA
Toluene	UG/KG	12 U	12 U	NA	NA	NA
Chlorobenzene	UG/KG	12 U	12 U	NA	NA	NA
Ethylbenzene	UG/KG	12 U	12 U	NA	NA	NA
Styrene	UG/KG	12 U	12 U	NA	NA	NA
Xylenes (total)	UG/KG	12 U	12 U	NA	NA	NA

FREQUENCY OF DETECTION SUMMARY
 OPERABLE UNIT No. 11
 SITE 80 - SUBSURFACE SOIL
 REMEDIAL INVESTIGATION CTO-0274
 MCB CAMP LEJEUNE, NORTH CAROLINA
 TCL ORGANICS

Client Sample ID:	80-SM-SB06-03	80-SM-SB09-03	80-DPA-SB01-03	80-DPA-SB02-04	80-DPA-SB03-04	80-DPA-SB04-04
Laboratory Sample ID:	Q41118104	Q41118108	AF6786	AF6788	AF6791	AF6792
Date Sampled:	11/03/94	11/03/94	06/13/95	06/13/95	06/13/95	06/13/95

	<u>UNITS</u>						
<u>SEMIVOLATILES</u>							
Phenol	UG/KG	390 U	410 U	NA	NA	NA	NA
bis(2-Chloroethyl) ether	UG/KG	390 U	410 U	NA	NA	NA	NA
2-Chlorophenol	UG/KG	390 U	410 U	NA	NA	NA	NA
1,3-Dichlorobenzene	UG/KG	390 U	410 U	NA	NA	NA	NA
1,4-Dichlorobenzene	UG/KG	390 U	410 U	NA	NA	NA	NA
1,2-Dichlorobenzene	UG/KG	390 U	410 U	NA	NA	NA	NA
2-Methylphenol	UG/KG	390 U	410 U	NA	NA	NA	NA
2,2'-oxybis-(1-chloropropane)	UG/KG	390 U	410 U	NA	NA	NA	NA
4-Methylphenol	UG/KG	390 U	410 U	NA	NA	NA	NA
N-Nitroso-di-n-propylamine	UG/KG	390 U	410 U	NA	NA	NA	NA
Hexachloroethane	UG/KG	390 U	410 U	NA	NA	NA	NA
Nitrobenzene	UG/KG	390 U	410 U	NA	NA	NA	NA
Isophorone	UG/KG	390 U	410 U	NA	NA	NA	NA
2-Nitrophenol	UG/KG	390 U	410 U	NA	NA	NA	NA
2,4-Dimethylphenol	UG/KG	390 U	410 U	NA	NA	NA	NA
bis(2-Chloroethoxy) methane	UG/KG	390 U	410 U	NA	NA	NA	NA
2,4-Dichlorophenol	UG/KG	390 U	410 U	NA	NA	NA	NA
1,2,4-Trichlorobenzene	UG/KG	390 U	410 U	NA	NA	NA	NA
Naphthalene	UG/KG	390 U	410 U	NA	NA	NA	NA
4-Chloroaniline	UG/KG	390 UJ	410 UJ	NA	NA	NA	NA
Hexachlorobutadiene	UG/KG	390 U	410 U	NA	NA	NA	NA
4-Chloro-3-methylphenol	UG/KG	390 U	410 U	NA	NA	NA	NA
2-Methylnaphthalene	UG/KG	390 U	410 U	NA	NA	NA	NA
Hexachlorocyclopentadiene	UG/KG	390 U	410 U	NA	NA	NA	NA
2,4,6-Trichlorophenol	UG/KG	390 U	410 U	NA	NA	NA	NA
2,4,5-Trichlorophenol	UG/KG	950 U	1000 U	NA	NA	NA	NA
2-Chloronaphthalene	UG/KG	390 U	410 U	NA	NA	NA	NA
2-Nitroaniline	UG/KG	950 U	1000 U	NA	NA	NA	NA
Dimethyl phthalate	UG/KG	390 U	410 U	NA	NA	NA	NA
Acenaphthylene	UG/KG	390 U	410 U	NA	NA	NA	NA
2,6-Dinitrotoluene	UG/KG	390 U	410 U	NA	NA	NA	NA
3-Nitroaniline	UG/KG	950 U	1000 U	NA	NA	NA	NA
Acenaphthene	UG/KG	390 U	410 U	NA	NA	NA	NA

FREQUENCY OF DETECTION SUMMARY
 OPERABLE UNIT No. 11
 SITE 80 - SUBSURFACE SOIL
 REMEDIAL INVESTIGATION CTO-0274
 MCB CAMP LEJEUNE, NORTH CAROLINA
 TCL ORGANICS

Client Sample ID:	80-SM-SB06-03	80-SM-SB09-03	80-DPA-SB01-03	80-DPA-SB02-04	80-DPA-SB03-04	80-DPA-SB04-04
Laboratory Sample ID:	Q41118104	Q41118108	AF6786	AF6788	AF6791	AF6792
Date Sampled:	11/03/94	11/03/94	06/13/95	06/13/95	06/13/95	06/13/95

	UNITS					
<u>SEMIVOLATILES Cont.</u>						
2,4-Dinitrophenol	UG/KG	950 UJ	1000 UJ	NA	NA	NA
4-Nitrophenol	UG/KG	950 U	1000 U	NA	NA	NA
Dibenzofuran	UG/KG	390 U	410 U	NA	NA	NA
2,4-Dinitrotoluene	UG/KG	390 U	410 U	NA	NA	NA
Diethylphthalate	UG/KG	390 U	410 U	NA	NA	NA
4-Chlorophenyl phenyl ether	UG/KG	390 U	410 U	NA	NA	NA
Fluorene	UG/KG	390 U	410 U	NA	NA	NA
4-Nitroaniline	UG/KG	950 U	1000 U	NA	NA	NA
4,6-Dinitro-2-methylphenol	UG/KG	950 U	1000 U	NA	NA	NA
N-nitrosodiphenylamine	UG/KG	390 U	410 U	NA	NA	NA
4-Bromophenyl-phenylether	UG/KG	390 U	410 U	NA	NA	NA
Hexachlorobenzene	UG/KG	390 U	410 U	NA	NA	NA
Pentachlorophenol	UG/KG	950 UJ	1000 UJ	NA	NA	NA
Phenanthrene	UG/KG	390 U	410 U	NA	NA	NA
Anthracene	UG/KG	390 U	410 U	NA	NA	NA
Carbazole	UG/KG	390 U	410 U	NA	NA	NA
di-n-Butylphthalate	UG/KG	150 J	89 J	NA	NA	NA
Fluoranthene	UG/KG	390 U	410 U	NA	NA	NA
Pyrene	UG/KG	390 U	410 U	NA	NA	NA
Butyl benzyl phthalate	UG/KG	390 U	410 U	NA	NA	NA
3,3'-Dichlorobenzidine	UG/KG	390 U	410 U	NA	NA	NA
Benzo[a]anthracene	UG/KG	390 U	410 U	NA	NA	NA
Chrysene	UG/KG	390 U	410 U	NA	NA	NA
bis(2-Ethylhexyl)phthalate	UG/KG	390 U	410 U	NA	NA	NA
di-n-Octylphthalate	UG/KG	390 U	410 U	NA	NA	NA
Benzo[b]fluoranthene	UG/KG	390 U	410 U	NA	NA	NA
Benzo[k]fluoranthene	UG/KG	390 U	410 U	NA	NA	NA
Benzo[a]pyrene	UG/KG	390 U	410 U	NA	NA	NA
Indeno[1,2,3-cd]pyrene	UG/KG	390 U	410 U	NA	NA	NA
Dibenz[a,h]anthracene	UG/KG	390 U	410 U	NA	NA	NA
Benzo[g,h,i]perylene	UG/KG	390 U	410 U	NA	NA	NA

FREQUENCY OF DETECTION SUMMARY
 OPERABLE UNIT No. 11
 SITE 80 - SUBSURFACE SOIL
 REMEDIAL INVESTIGATION CTO-0274
 MCB CAMP LEJEUNE, NORTH CAROLINA
 TCL ORGANICS

Client Sample ID:	80-SM-SB06-03	80-SM-SB09-03	80-DPA-SB01-03	80-DPA-SB02-04	80-DPA-SB03-04	80-DPA-SB04-04
Laboratory Sample ID:	Q41118104	Q41118108	AF6786	AF6788	AF6791	AF6792
Date Sampled:	11/03/94	11/03/94	06/13/95	06/13/95	06/13/95	06/13/95

	<u>UNITS</u>						
<u>PESTICIDES/PCBs</u>							
alpha-BHC	UG/KG	2 U	2.1 U	2.2 U	2.1 U	2.1 U	2.2 U
beta-BHC	UG/KG	2 U	2.1 U	2.2 U	2.1 U	2.1 U	2.2 U
delta-BHC	UG/KG	0.63 J	2.1 U	2.2 U	2.1 U	2.1 U	2.2 U
Lindane (gamma-BHC)	UG/KG	2 U	2.1 U	2.2 U	2.1 U	2.1 U	2.2 U
Heptachlor	UG/KG	2 U	2.1 U	2.2 U	2.1 U	2.1 U	2.2 U
Aldrin	UG/KG	2 U	2.1 U	2.2 U	2.1 U	2.1 U	2.2 U
Heptachlor epoxide	UG/KG	2 U	2.1 U	2.2 U	2.1 U	2.1 U	2.2 U
Endosulfan I	UG/KG	2 U	2.1 U	2.2 U	2.1 U	2.1 U	2.2 U
Dieldrin	UG/KG	1.3 J	4.1 U	4.3 U	4.1 U	4.1 U	4.2 U
4,4'-DDE	UG/KG	4.6	1.4 J	4.3 U	4.1 U	4.1 U	4.2 U
Endrin	UG/KG	3.9 U	4.1 U	4.3 U	4.1 U	4.1 U	4.2 U
Endosulfan II	UG/KG	3.9 U	4.1 U	4.3 U	4.1 U	4.1 U	4.2 U
4,4'-DDD	UG/KG	5.2	1.4 J	38	4.1 U	94	4.2 U
Endosulfan sulfate	UG/KG	3.9 U	4.1 U	4.3 U	4.1 U	4.1 U	4.2 U
4,4'-DDT	UG/KG	3.9 U	4.1 U	8.8	4.1 U	22	4.2 U
Methoxychlor	UG/KG	20 U	21 U	22 U	21 U	21 U	22 U
Endrin ketone	UG/KG	3.9 U	4.1 U	4.3 U	4.1 U	4.1 U	4.2 U
Endrin aldehyde	UG/KG	3.9 U	4.1 U	4.3 U	4.1 U	4.1 U	4.2 U
alpha-Chlordane	UG/KG	2 U	2.1 U	2.2 U	2.1 U	2.1 U	2.2 U
gamma-Chlordane	UG/KG	2 U	2.1 U	2.2 U	2.1 U	2.1 U	2.2 U
Toxaphene	UG/KG	200 U	210 U	220 U	210 U	210 U	220 U
Aroclor 1016	UG/KG	39 U	41 U	NA	NA	NA	NA
Aroclor 1221	UG/KG	80 U	83 U	NA	NA	NA	NA
Aroclor 1232	UG/KG	39 U	41 U	NA	NA	NA	NA
Aroclor 1242	UG/KG	39 U	41 U	NA	NA	NA	NA
Aroclor 1248	UG/KG	39 U	41 U	NA	NA	NA	NA
Aroclor 1254	UG/KG	39 U	41 U	NA	NA	NA	NA
Aroclor 1260	UG/KG	39 U	41 U	NA	NA	NA	NA

FREQUENCY OF DETECTION SUMMARY
 OPERABLE UNIT No. 11
 SITE 80 - SUBSURFACE SOIL
 REMEDIAL INVESTIGATION CTO-0274
 MCB CAMP LEJEUNE, NORTH CAROLINA
 TCL ORGANICS

Client Sample ID:	80-DPA-SB08-04	80-DPA-SB09-04	80-DPA-SB12-04	80-DPA-SB13-04	80-DPA-SB17-03	80-DPA-SB18-04
Laboratory Sample ID:	AF6794	AF7023	AF7026	AF6803	AF6804	AF7030
Date Sampled:	06/13/95	06/14/95	06/14/95	06/14/95	06/14/95	06/14/95

	<u>UNITS</u>					
<u>VOLATILES</u>						
Chloromethane	UG/KG	NA	NA	NA	NA	NA
Bromomethane	UG/KG	NA	NA	NA	NA	NA
Vinyl chloride	UG/KG	NA	NA	NA	NA	NA
Chloroethane	UG/KG	NA	NA	NA	NA	NA
Methylene chloride	UG/KG	NA	NA	NA	NA	NA
Acetone	UG/KG	NA	NA	NA	NA	NA
Carbon Disulfide	UG/KG	NA	NA	NA	NA	NA
1,1-Dichloroethene	UG/KG	NA	NA	NA	NA	NA
1,1-Dichloroethane	UG/KG	NA	NA	NA	NA	NA
1,2-Dichloroethene(total)	UG/KG	NA	NA	NA	NA	NA
Chloroform	UG/KG	NA	NA	NA	NA	NA
1,2-Dichloroethane	UG/KG	NA	NA	NA	NA	NA
2-Butanone	UG/KG	NA	NA	NA	NA	NA
1,1,1-Trichloroethane	UG/KG	NA	NA	NA	NA	NA
Carbon tetrachloride	UG/KG	NA	NA	NA	NA	NA
Bromodichloromethane	UG/KG	NA	NA	NA	NA	NA
1,2-Dichloropropane	UG/KG	NA	NA	NA	NA	NA
cis-1,3-Dichloropropene	UG/KG	NA	NA	NA	NA	NA
Trichloroethene	UG/KG	NA	NA	NA	NA	NA
Dibromochloromethane	UG/KG	NA	NA	NA	NA	NA
1,1,2-Trichloroethane	UG/KG	NA	NA	NA	NA	NA
Benzene	UG/KG	NA	NA	NA	NA	NA
trans-1,3-Dichloropropene	UG/KG	NA	NA	NA	NA	NA
Bromoform	UG/KG	NA	NA	NA	NA	NA
4-Methyl-2-pentanone	UG/KG	NA	NA	NA	NA	NA
2-Hexanone	UG/KG	NA	NA	NA	NA	NA
Tetrachloroethene	UG/KG	NA	NA	NA	NA	NA
1,1,2,2-Tetrachloroethane	UG/KG	NA	NA	NA	NA	NA
Toluene	UG/KG	NA	NA	NA	NA	NA
Chlorobenzene	UG/KG	NA	NA	NA	NA	NA
Ethylbenzene	UG/KG	NA	NA	NA	NA	NA
Styrene	UG/KG	NA	NA	NA	NA	NA
Xylenes (total)	UG/KG	NA	NA	NA	NA	NA

FREQUENCY OF DETECTION SUMMARY
 OPERABLE UNIT No. 11
 SITE 80 - SUBSURFACE SOIL
 REMEDIAL INVESTIGATION CTO-0274
 MCB CAMP LEJEUNE, NORTH CAROLINA
 TCL ORGANICS

Client Sample ID:	80-DPA-SB08-04	80-DPA-SB09-04	80-DPA-SB12-04	80-DPA-SB13-04	80-DPA-SB17-03	80-DPA-SB18-04
Laboratory Sample ID:	AF6794	AF7023	AF7026	AF6803	AF6804	AF7030
Date Sampled:	06/13/95	06/14/95	06/14/95	06/14/95	06/14/95	06/14/95

	<u>UNITS</u>					
<u>SEMIVOLATILES</u>						
Phenol	UG/KG	NA	NA	NA	NA	NA
bis(2-Chloroethyl) ether	UG/KG	NA	NA	NA	NA	NA
2-Chlorophenol	UG/KG	NA	NA	NA	NA	NA
1,3-Dichlorobenzene	UG/KG	NA	NA	NA	NA	NA
1,4-Dichlorobenzene	UG/KG	NA	NA	NA	NA	NA
1,2-Dichlorobenzene	UG/KG	NA	NA	NA	NA	NA
2-Methylphenol	UG/KG	NA	NA	NA	NA	NA
2,2'-oxybis-(1-chloropropane)	UG/KG	NA	NA	NA	NA	NA
4-Methylphenol	UG/KG	NA	NA	NA	NA	NA
N-Nitroso-di-n-propylamine	UG/KG	NA	NA	NA	NA	NA
Hexachloroethane	UG/KG	NA	NA	NA	NA	NA
Nitrobenzene	UG/KG	NA	NA	NA	NA	NA
Isophorone	UG/KG	NA	NA	NA	NA	NA
2-Nitrophenol	UG/KG	NA	NA	NA	NA	NA
2,4-Dimethylphenol	UG/KG	NA	NA	NA	NA	NA
bis(2-Chloroethoxy) methane	UG/KG	NA	NA	NA	NA	NA
2,4-Dichlorophenol	UG/KG	NA	NA	NA	NA	NA
1,2,4-Trichlorobenzene	UG/KG	NA	NA	NA	NA	NA
Naphthalene	UG/KG	NA	NA	NA	NA	NA
4-Chloroaniline	UG/KG	NA	NA	NA	NA	NA
Hexachlorobutadiene	UG/KG	NA	NA	NA	NA	NA
4-Chloro-3-methylphenol	UG/KG	NA	NA	NA	NA	NA
2-Methylnaphthalene	UG/KG	NA	NA	NA	NA	NA
Hexachlorocyclopentadiene	UG/KG	NA	NA	NA	NA	NA
2,4,6-Trichlorophenol	UG/KG	NA	NA	NA	NA	NA
2,4,5-Trichlorophenol	UG/KG	NA	NA	NA	NA	NA
2-Chloronaphthalene	UG/KG	NA	NA	NA	NA	NA
2-Nitroaniline	UG/KG	NA	NA	NA	NA	NA
Dimethyl phthalate	UG/KG	NA	NA	NA	NA	NA
Acenaphthylene	UG/KG	NA	NA	NA	NA	NA
2,6-Dinitrotoluene	UG/KG	NA	NA	NA	NA	NA
3-Nitroaniline	UG/KG	NA	NA	NA	NA	NA
Acenaphthene	UG/KG	NA	NA	NA	NA	NA

FREQUENCY OF DETECTION SUMMARY
 OPERABLE UNIT No. 11
 SITE 80 - SUBSURFACE SOIL
 REMEDIAL INVESTIGATION CTO-0274
 MCB CAMP LEJEUNE, NORTH CAROLINA
 TCL ORGANICS

Client Sample ID:	80-DPA-SB08-04	80-DPA-SB09-04	80-DPA-SB12-04	80-DPA-SB13-04	80-DPA-SB17-03	80-DPA-SB18-04
Laboratory Sample ID:	AF6794	AF7023	AF7026	AF6803	AF6804	AF7030
Date Sampled:	06/13/95	06/14/95	06/14/95	06/14/95	06/14/95	06/14/95

	UNITS					
<u>SEMIVOLATILES Cont.</u>						
2,4-Dinitrophenol	UG/KG	NA	NA	NA	NA	NA
4-Nitrophenol	UG/KG	NA	NA	NA	NA	NA
Dibenzofuran	UG/KG	NA	NA	NA	NA	NA
2,4-Dinitrotoluene	UG/KG	NA	NA	NA	NA	NA
Diethylphthalate	UG/KG	NA	NA	NA	NA	NA
4-Chlorophenyl phenyl ether	UG/KG	NA	NA	NA	NA	NA
Fluorene	UG/KG	NA	NA	NA	NA	NA
4-Nitroaniline	UG/KG	NA	NA	NA	NA	NA
4,6-Dinitro-2-methylphenol	UG/KG	NA	NA	NA	NA	NA
N-nitrosodiphenylamine	UG/KG	NA	NA	NA	NA	NA
4-Bromophenyl-phenylether	UG/KG	NA	NA	NA	NA	NA
Hexachlorobenzene	UG/KG	NA	NA	NA	NA	NA
Pentachlorophenol	UG/KG	NA	NA	NA	NA	NA
Phenanthrene	UG/KG	NA	NA	NA	NA	NA
Anthracene	UG/KG	NA	NA	NA	NA	NA
Carbazole	UG/KG	NA	NA	NA	NA	NA
di-n-Butylphthalate	UG/KG	NA	NA	NA	NA	NA
Fluoranthene	UG/KG	NA	NA	NA	NA	NA
Pyrene	UG/KG	NA	NA	NA	NA	NA
Butyl benzyl phthalate	UG/KG	NA	NA	NA	NA	NA
3,3'-Dichlorobenzidine	UG/KG	NA	NA	NA	NA	NA
Benzo[a]anthracene	UG/KG	NA	NA	NA	NA	NA
Chrysene	UG/KG	NA	NA	NA	NA	NA
bis(2-Ethylhexyl)phthalate	UG/KG	NA	NA	NA	NA	NA
di-n-Octylphthalate	UG/KG	NA	NA	NA	NA	NA
Benzo[b]fluoranthene	UG/KG	NA	NA	NA	NA	NA
Benzo[k]fluoranthene	UG/KG	NA	NA	NA	NA	NA
Benzo[a]pyrene	UG/KG	NA	NA	NA	NA	NA
Indeno[1,2,3-cd]pyrene	UG/KG	NA	NA	NA	NA	NA
Dibenz[a,h]anthracene	UG/KG	NA	NA	NA	NA	NA
Benzo[g,h,i]perylene	UG/KG	NA	NA	NA	NA	NA

FREQUENCY OF DETECTION SUMMARY
 OPERABLE UNIT No. 11
 SITE 80 - SUBSURFACE SOIL
 REMEDIAL INVESTIGATION CTO-0274
 MCB CAMP LEJEUNE, NORTH CAROLINA
 TCL ORGANICS

Client Sample ID:	80-DPA-SB08-04	80-DPA-SB09-04	80-DPA-SB12-04	80-DPA-SB13-04	80-DPA-SB17-03	80-DPA-SB18-04
Laboratory Sample ID:	AF6794	AF7023	AF7026	AF6803	AF6804	AF7030
Date Sampled:	06/13/95	06/14/95	06/14/95	06/14/95	06/14/95	06/14/95

	UNITS					
<u>PESTICIDES/PCBs</u>						
alpha-BHC	UG/KG	2.2 U	2 U	2.1 U	2.2 U	2.3 U
beta-BHC	UG/KG	2.2 U	2 U	2.1 U	2.2 U	2.3 U
delta-BHC	UG/KG	2.2 U	2 U	2.1 U	2.2 U	2.3 U
Lindane (gamma-BHC)	UG/KG	2.2 U	2 U	2.1 U	2.2 U	2.3 U
Heptachlor	UG/KG	2.2 U	2 U	2.1 U	2.2 U	2.3 U
Aldrin	UG/KG	2.2 U	2 U	2.1 U	2.2 U	2.3 U
Heptachlor epoxide	UG/KG	2.2 U	2 U	2.1 U	2.2 U	2.3 U
Endosulfan I	UG/KG	2.2 U	2 U	2.1 U	2.2 U	2.3 U
Dieldrin	UG/KG	4.3 U	4 U	4.1 U	4.2 U	4.4 U
4,4'-DDE	UG/KG	7.3	4 U	4.1 U	4.2 U	4.4 U
Endrin	UG/KG	4.3 U	4 U	4.1 U	4.2 U	4.4 U
Endosulfan II	UG/KG	4.3 U	4 U	4.1 U	4.2 U	4.4 U
4,4'-DDD	UG/KG	6 J	4 U	4.1 U	4.2 U	27
Endosulfan sulfate	UG/KG	4.3 U	4 U	4.1 U	4.2 U	4.4 U
4,4'-DDT	UG/KG	42	4 U	4.1 U	4.2 U	4.4 U
Methoxychlor	UG/KG	22 U	20 U	21 U	22 U	23 U
Endrin ketone	UG/KG	4.3 U	4 U	4.1 U	4.2 U	4.4 U
Endrin aldehyde	UG/KG	4.3 U	4 U	4.1 U	4.2 U	4.4 U
alpha-Chlordane	UG/KG	2.2 U	2 U	2.1 U	2.2 U	2.3 U
gamma-Chlordane	UG/KG	2.2 U	2 U	2.1 U	2.2 U	2.3 U
Toxaphene	UG/KG	220 U	200 U	210 U	220 U	230 U
Aroclor 1016	UG/KG	NA	NA	NA	NA	NA
Aroclor 1221	UG/KG	NA	NA	NA	NA	NA
Aroclor 1232	UG/KG	NA	NA	NA	NA	NA
Aroclor 1242	UG/KG	NA	NA	NA	NA	NA
Aroclor 1248	UG/KG	NA	NA	NA	NA	NA
Aroclor 1254	UG/KG	NA	NA	NA	NA	NA
Aroclor 1260	UG/KG	NA	NA	NA	NA	NA

FREQUENCY OF DETECTION SUMMARY
 OPERABLE UNIT No. 11
 SITE 80 - SUBSURFACE SOIL
 REMEDIAL INVESTIGATION CTO-0274
 MCB CAMP LEJEUNE, NORTH CAROLINA
 TCL ORGANICS

Client Sample ID:	80-DPA-SB19-04	80-DPA-SB20-04	80-MW08-05
Laboratory Sample ID:	AF7032	AF6801	AF6665
Date Sampled:	06/14/95	06/14/95	06/13/95

	<u>UNITS</u>			
<u>VOLATILES</u>				
Chloromethane	UG/KG	NA	NA	NA
Bromomethane	UG/KG	NA	NA	NA
Vinyl chloride	UG/KG	NA	NA	NA
Chloroethane	UG/KG	NA	NA	NA
Methylene chloride	UG/KG	NA	NA	NA
Acetone	UG/KG	NA	NA	NA
Carbon Disulfide	UG/KG	NA	NA	NA
1,1-Dichloroethene	UG/KG	NA	NA	NA
1,1-Dichloroethane	UG/KG	NA	NA	NA
1,2-Dichloroethene(total)	UG/KG	NA	NA	NA
Chloroform	UG/KG	NA	NA	NA
1,2-Dichloroethane	UG/KG	NA	NA	NA
2-Butanone	UG/KG	NA	NA	NA
1,1,1-Trichloroethane	UG/KG	NA	NA	NA
Carbon tetrachloride	UG/KG	NA	NA	NA
Bromodichloromethane	UG/KG	NA	NA	NA
1,2-Dichloropropane	UG/KG	NA	NA	NA
cis-1,3-Dichloropropene	UG/KG	NA	NA	NA
Trichloroethene	UG/KG	NA	NA	NA
Dibromochloromethane	UG/KG	NA	NA	NA
1,1,2-Trichloroethane	UG/KG	NA	NA	NA
Benzene	UG/KG	NA	NA	NA
trans-1,3-Dichloropropene	UG/KG	NA	NA	NA
Bromoform	UG/KG	NA	NA	NA
4-Methyl-2-pentanone	UG/KG	NA	NA	NA
2-Hexanone	UG/KG	NA	NA	NA
Tetrachloroethene	UG/KG	NA	NA	NA
1,1,2,2-Tetrachloroethane	UG/KG	NA	NA	NA
Toluene	UG/KG	NA	NA	NA
Chlorobenzene	UG/KG	NA	NA	NA
Ethylbenzene	UG/KG	NA	NA	NA
Styrene	UG/KG	NA	NA	NA
Xylenes (total)	UG/KG	NA	NA	NA

FREQUENCY OF DETECTION SUMMARY
 OPERABLE UNIT No. 11
 SITE 80 - SUBSURFACE SOIL
 REMEDIAL INVESTIGATION CTO-0274
 MCB CAMP LEJEUNE, NORTH CAROLINA
 TCL ORGANICS

Client Sample ID:	80-DPA-SB19-04	80-DPA-SB20-04	80-MW08-05
Laboratory Sample ID:	AF7032	AF6801	AF6665
Date Sampled:	06/14/95	06/14/95	06/13/95

	<u>UNITS</u>			
<u>SEMIVOLATILES</u>				
Phenol	UG/KG	NA	NA	NA
bis(2-Chloroethyl) ether	UG/KG	NA	NA	NA
2-Chlorophenol	UG/KG	NA	NA	NA
1,3-Dichlorobenzene	UG/KG	NA	NA	NA
1,4-Dichlorobenzene	UG/KG	NA	NA	NA
1,2-Dichlorobenzene	UG/KG	NA	NA	NA
2-Methylphenol	UG/KG	NA	NA	NA
2,2'-oxybis-(1-chloropropane)	UG/KG	NA	NA	NA
4-Methylphenol	UG/KG	NA	NA	NA
N-Nitroso-di-n-propylamine	UG/KG	NA	NA	NA
Hexachloroethane	UG/KG	NA	NA	NA
Nitrobenzene	UG/KG	NA	NA	NA
Isophorone	UG/KG	NA	NA	NA
2-Nitrophenol	UG/KG	NA	NA	NA
2,4-Dimethylphenol	UG/KG	NA	NA	NA
bis(2-Chloroethoxy) methane	UG/KG	NA	NA	NA
2,4-Dichlorophenol	UG/KG	NA	NA	NA
1,2,4-Trichlorobenzene	UG/KG	NA	NA	NA
Naphthalene	UG/KG	NA	NA	NA
4-Chloroaniline	UG/KG	NA	NA	NA
Hexachlorobutadiene	UG/KG	NA	NA	NA
4-Chloro-3-methylphenol	UG/KG	NA	NA	NA
2-Methylnaphthalene	UG/KG	NA	NA	NA
Hexachlorocyclopentadiene	UG/KG	NA	NA	NA
2,4,6-Trichlorophenol	UG/KG	NA	NA	NA
2,4,5-Trichlorophenol	UG/KG	NA	NA	NA
2-Chloronaphthalene	UG/KG	NA	NA	NA
2-Nitroaniline	UG/KG	NA	NA	NA
Dimethyl phthalate	UG/KG	NA	NA	NA
Acenaphthylene	UG/KG	NA	NA	NA
2,6-Dinitrotoluene	UG/KG	NA	NA	NA
3-Nitroaniline	UG/KG	NA	NA	NA
Acenaphthene	UG/KG	NA	NA	NA

FREQUENCY OF DETECTION SUMMARY
 OPERABLE UNIT No. 11
 SITE 80 - SUBSURFACE SOIL
 REMEDIAL INVESTIGATION CTO-0274
 MCB CAMP LEJEUNE, NORTH CAROLINA
 TCL ORGANICS

Client Sample ID:	80-DPA-SB19-04	80-DPA-SB20-04	80-MW08-05
Laboratory Sample ID:	AF7032	AF6801	AF6665
Date Sampled:	06/14/95	06/14/95	06/13/95

	<u>UNITS</u>			
<u>SEMIVOLATILES Cont.</u>				
2,4-Dinitrophenol	UG/KG	NA	NA	NA
4-Nitrophenol	UG/KG	NA	NA	NA
Dibenzofuran	UG/KG	NA	NA	NA
2,4-Dinitrotoluene	UG/KG	NA	NA	NA
Diethylphthalate	UG/KG	NA	NA	NA
4-Chlorophenyl phenyl ether	UG/KG	NA	NA	NA
Fluorene	UG/KG	NA	NA	NA
4-Nitroaniline	UG/KG	NA	NA	NA
4,6-Dinitro-2-methylphenol	UG/KG	NA	NA	NA
N-nitrosodiphenylamine	UG/KG	NA	NA	NA
4-Bromophenyl-phenylether	UG/KG	NA	NA	NA
Hexachlorobenzene	UG/KG	NA	NA	NA
Pentachlorophenol	UG/KG	NA	NA	NA
Phenanthrene	UG/KG	NA	NA	NA
Anthracene	UG/KG	NA	NA	NA
Carbazole	UG/KG	NA	NA	NA
di-n-Butylphthalate	UG/KG	NA	NA	NA
Fluoranthene	UG/KG	NA	NA	NA
Pyrene	UG/KG	NA	NA	NA
Butyl benzyl phthalate	UG/KG	NA	NA	NA
3,3'-Dichlorobenzidine	UG/KG	NA	NA	NA
Benzo[a]anthracene	UG/KG	NA	NA	NA
Chrysene	UG/KG	NA	NA	NA
bis(2-Ethylhexyl)phthalate	UG/KG	NA	NA	NA
di-n-Octylphthalate	UG/KG	NA	NA	NA
Benzo[b]fluoranthene	UG/KG	NA	NA	NA
Benzo[k]fluoranthene	UG/KG	NA	NA	NA
Benzo[a]pyrene	UG/KG	NA	NA	NA
Indeno[1,2,3-cd]pyrene	UG/KG	NA	NA	NA
Dibenz[a,h]anthracene	UG/KG	NA	NA	NA
Benzo[g,h,i]perylene	UG/KG	NA	NA	NA

FREQUENCY OF DETECTION SUMMARY
 OPERABLE UNIT No. 11
 SITE 80 - SUBSURFACE SOIL
 REMEDIAL INVESTIGATION CTO-0274
 MCB CAMP LEJEUNE, NORTH CAROLINA
 TCL ORGANICS

Client Sample ID:	80-DPA-SB19-04	80-DPA-SB20-04	80-MW08-05
Laboratory Sample ID:	AF7032	AF6801	AF6665
Date Sampled:	06/14/95	06/14/95	06/13/95

	<u>UNITS</u>			
<u>PESTICIDES/PCBs</u>				
alpha-BHC	UG/KG	2.2 U	2.2 U	2.3 U
beta-BHC	UG/KG	2.2 U	2.2 U	2.3 U
delta-BHC	UG/KG	2.2 U	2.2 U	2.3 U
Lindane (gamma-BHC)	UG/KG	2.2 U	2.2 U	2.3 U
Heptachlor	UG/KG	2.2 U	2.2 U	2.3 U
Aldrin	UG/KG	2.2 U	2.2 U	2.3 U
Heptachlor epoxide	UG/KG	2.2 U	2.2 U	2.3 U
Endosulfan I	UG/KG	2.2 U	2.2 U	2.3 U
Dieldrin	UG/KG	4.2 U	4.2 U	4.5 U
4,4'-DDE	UG/KG	4.2 U	4.2 U	4.5 U
Endrin	UG/KG	4.2 U	4.2 U	4.5 U
Endosulfan II	UG/KG	4.2 U	4.2 U	4.5 U
4,4'-DDD	UG/KG	4.2 U	4.2 U	300
Endosulfan sulfate	UG/KG	4.2 U	4.2 U	4.5 U
4,4'-DDT	UG/KG	4.2 U	5.8	21
Methoxychlor	UG/KG	22 U	22 U	23 U
Endrin ketone	UG/KG	4.2 U	4.2 U	4.5 U
Endrin aldehyde	UG/KG	4.2 U	4.2 U	4.5 U
alpha-Chlordane	UG/KG	2.2 U	2.2 U	2.3 U
gamma-Chlordane	UG/KG	2.2 U	2.2 U	2.3 U
Toxaphene	UG/KG	220 U	220 U	230 U
Aroclor 1016	UG/KG	NA	NA	NA
Aroclor 1221	UG/KG	NA	NA	NA
Aroclor 1232	UG/KG	NA	NA	NA
Aroclor 1242	UG/KG	NA	NA	NA
Aroclor 1248	UG/KG	NA	NA	NA
Aroclor 1254	UG/KG	NA	NA	NA
Aroclor 1260	UG/KG	NA	NA	NA

FREQUENCY OF DETECTION SUMMARY
 OPERABLE UNIT No. 11
 SITE 80 - SUBSURFACE SOIL
 REMEDIAL INVESTIGATION CTO-0274
 MCB CAMP LEJEUNE, NORTH CAROLINA
 TCL ORGANICS

Client Sample ID: Laboratory Sample ID: Date Sampled:	MINIMUM NONDETECTED	MAXIMUM NONDETECTED	MINIMUM DETECTED	MAXIMUM DETECTED	LOCATION OF MAXIMUM DETECTED	FREQUENCY OF DETECTION
	<u>UNITS</u>					
	<u>VOLATILES</u>					
Chloromethane	UG/KG	11 U	13 U	ND		0/32
Bromomethane	UG/KG	11 U	13 UJ	ND		0/32
Vinyl chloride	UG/KG	11 UJ	13 U	ND		0/32
Chloroethane	UG/KG	11 U	13 U	ND		0/32
Methylene chloride	UG/KG	11 U	13 U	ND		0/32
Acetone	UG/KG	11 UJ	830 U	11 J	80-MW031W-03	4/32
Carbon Disulfide	UG/KG	11 U	13 U	13	80-SM-SB02-03	1/32
1,1-Dichloroethene	UG/KG	11 U	13 U	ND		0/32
1,1-Dichloroethane	UG/KG	11 U	13 U	ND		0/32
1,2-Dichloroethene(total)	UG/KG	11 U	13 U	ND		0/32
Chloroform	UG/KG	11 U	13 U	ND		0/32
1,2-Dichloroethane	UG/KG	11 U	13 U	ND		0/32
2-Butanone	UG/KG	11 U	23 U	ND		0/32
1,1,1-Trichloroethane	UG/KG	11 U	13 U	ND		0/32
Carbon tetrachloride	UG/KG	11 U	13 U	ND		0/32
Bromodichloromethane	UG/KG	11 U	13 U	ND		0/32
1,2-Dichloropropane	UG/KG	11 U	13 U	ND		0/32
cis-1,3-Dichloropropene	UG/KG	11 U	13 U	ND		0/32
Trichloroethene	UG/KG	11 U	13 U	ND		0/32
Dibromochloromethane	UG/KG	11 U	13 U	ND		0/32
1,1,2-Trichloroethane	UG/KG	11 U	13 U	ND		0/32
Benzene	UG/KG	11 U	13 U	ND		0/32
trans-1,3-Dichloropropene	UG/KG	11 U	13 U	ND		0/32
Bromoform	UG/KG	11 U	13 U	ND		0/32
4-Methyl-2-pentanone	UG/KG	11 U	13 U	ND		0/32
2-Hexanone	UG/KG	11 U	13 U	ND		0/32
Tetrachloroethene	UG/KG	11 U	13 U	ND		0/32
1,1,2,2-Tetrachloroethane	UG/KG	11 U	13 U	ND		0/32
Toluene	UG/KG	11 U	13 U	ND		0/32
Chlorobenzene	UG/KG	11 U	13 U	ND		0/32
Ethylbenzene	UG/KG	11 U	13 U	ND		0/32
Styrene	UG/KG	11 U	13 U	ND		0/32
Xylenes (total)	UG/KG	11 U	13 U	ND		0/32

FREQUENCY OF DETECTION SUMMARY
 OPERABLE UNIT No. 11
 SITE 80 - SUBSURFACE SOIL
 REMEDIAL INVESTIGATION CTO-0274
 MCB CAMP LEJEUNE, NORTH CAROLINA
 TCL ORGANICS

Client Sample ID: Laboratory Sample ID: Date Sampled:		MINIMUM NONDETECTED	MAXIMUM NONDETECTED	MINIMUM DETECTED	MAXIMUM DETECTED	LOCATION OF MAXIMUM DETECTED	FREQUENCY OF DETECTION
	<u>UNITS</u>						
	<u>SEMIVOLATILES</u>						
	Phenol	UG/KG	340 U	430 U	ND	ND	0/31
	bis(2-Chloroethyl) ether	UG/KG	340 U	430 U	ND	ND	0/32
	2-Chlorophenol	UG/KG	340 U	430 U	ND	ND	0/31
	1,3-Dichlorobenzene	UG/KG	340 U	430 U	ND	ND	0/32
	1,4-Dichlorobenzene	UG/KG	340 U	430 U	ND	ND	0/32
	1,2-Dichlorobenzene	UG/KG	340 U	430 U	ND	ND	0/32
	2-Methylphenol	UG/KG	340 U	430 U	ND	ND	0/31
	2,2'-oxybis-(1-chloropropane)	UG/KG	340 U	430 U	ND	ND	0/32
	4-Methylphenol	UG/KG	340 U	430 U	ND	ND	0/31
	N-Nitroso-di-n-propylamine	UG/KG	340 U	430 U	ND	ND	0/32
	Hexachloroethane	UG/KG	340 U	430 U	ND	ND	0/32
	Nitrobenzene	UG/KG	340 U	430 U	ND	ND	0/32
	Isophorone	UG/KG	340 U	430 U	ND	ND	0/32
	2-Nitrophenol	UG/KG	340 U	430 U	ND	ND	0/31
	2,4-Dimethylphenol	UG/KG	340 U	430 U	ND	ND	0/31
	bis(2-Chloroethoxy) methane	UG/KG	340 U	430 U	ND	ND	0/32
	2,4-Dichlorophenol	UG/KG	340 U	430 U	ND	ND	0/31
	1,2,4-Trichlorobenzene	UG/KG	340 U	430 U	ND	ND	0/32
	Naphthalene	UG/KG	340 U	430 U	ND	ND	0/32
	4-Chloroaniline	UG/KG	340 U	430 U	ND	ND	0/32
	Hexachlorobutadiene	UG/KG	340 U	430 U	ND	ND	0/32
	4-Chloro-3-methylphenol	UG/KG	340 U	430 U	ND	ND	0/31
	2-Methylnaphthalene	UG/KG	340 U	430 U	ND	ND	0/32
	Hexachlorocyclopentadiene	UG/KG	340 U	430 U	ND	ND	0/32
	2,4,6-Trichlorophenol	UG/KG	340 U	430 U	ND	ND	0/31
	2,4,5-Trichlorophenol	UG/KG	830 U	1000 U	ND	ND	0/31
	2-Chloronaphthalene	UG/KG	340 U	430 U	ND	ND	0/32
	2-Nitroaniline	UG/KG	830 U	1000 U	ND	ND	0/32
	Dimethyl phthalate	UG/KG	340 U	430 U	ND	ND	0/32
	Acenaphthylene	UG/KG	340 U	430 U	ND	ND	0/32
	2,6-Dinitrotoluene	UG/KG	340 U	430 U	ND	ND	0/32
	3-Nitroaniline	UG/KG	830 U	1000 U	ND	ND	0/32
	Acenaphthene	UG/KG	340 U	430 U	ND	ND	0/32

FREQUENCY OF DETECTION SUMMARY
 OPERABLE UNIT No. 11
 SITE 80 - SUBSURFACE SOIL
 REMEDIAL INVESTIGATION CTO-0274
 MCB CAMP LEJEUNE, NORTH CAROLINA
 TCL ORGANICS

Client Sample ID: Laboratory Sample ID: Date Sampled:		MINIMUM NONDETECTED	MAXIMUM NONDETECTED	MINIMUM DETECTED	MAXIMUM DETECTED	LOCATION OF MAXIMUM DETECTED	FREQUENCY OF DETECTION
	<u>UNITS</u>						
	<u>SEMIVOLATILES Cont.</u>						
	2,4-Dinitrophenol	UG/KG	830 U	1000 U	ND	ND	0/31
	4-Nitrophenol	UG/KG	830 U	1000 UJ	ND	ND	0/31
	Dibenzofuran	UG/KG	340 U	430 U	ND	ND	0/32
	2,4-Dinitrotoluene	UG/KG	340 UJ	430 U	ND	ND	0/32
	Diethylphthalate	UG/KG	340 U	430 U	ND	ND	0/32
	4-Chlorophenyl phenyl ether	UG/KG	340 U	430 U	ND	ND	0/32
	Fluorene	UG/KG	340 U	430 U	ND	ND	0/32
	4-Nitroaniline	UG/KG	830 U	1000 UJ	ND	ND	0/32
	4,6-Dinitro-2-methylphenol	UG/KG	830 U	1000 U	ND	ND	0/31
	N-nitrosodiphenylamine	UG/KG	340 U	430 U	ND	ND	0/32
	4-Bromophenyl-phenylether	UG/KG	340 U	430 U	ND	ND	0/32
	Hexachlorobenzene	UG/KG	340 U	430 U	ND	ND	0/32
	Pentachlorophenol	UG/KG	830 U	1000 U	ND	ND	0/31
	Phenanthrene	UG/KG	340 U	430 U	53 J	53 J	80-MW031W-03 1/32
	Anthracene	UG/KG	340 U	430 U	ND	ND	0/32
	Carbazole	UG/KG	340 U	430 U	ND	ND	0/32
	di-n-Butylphthalate	UG/KG	350 U	520 U	56 J	3100	80-MW031W-03 17/32
	Fluoranthene	UG/KG	340 U	430 U	ND	ND	0/32
	Pyrene	UG/KG	340 U	430 U	ND	ND	0/32
	Butyl benzyl phthalate	UG/KG	340 U	430 U	46 J	46 J	80-MW031W-03 1/32
	3,3'-Dichlorobenzidine	UG/KG	340 UJ	430 U	ND	ND	0/32
	Benzo[a]anthracene	UG/KG	340 U	430 U	ND	ND	0/32
	Chrysene	UG/KG	340 U	430 U	ND	ND	0/32
	bis(2-Ethylhexyl)phthalate	UG/KG	340 U	430 U	81 J	85 J	80-MW07-06 2/32
	di-n-Octylphthalate	UG/KG	340 U	430 U	ND	ND	0/32
	Benzo[b]fluoranthene	UG/KG	340 U	430 U	ND	ND	0/32
	Benzo[k]fluoranthene	UG/KG	340 U	430 U	ND	ND	0/32
	Benzo[a]pyrene	UG/KG	340 U	430 U	ND	ND	0/32
	Indeno[1,2,3-cd]pyrene	UG/KG	340 U	430 U	ND	ND	0/32
	Dibenz[a,h]anthracene	UG/KG	340 UJ	430 U	ND	ND	0/32
	Benzo[g,h,i]perylene	UG/KG	340 U	430 U	ND	ND	0/32

FREQUENCY OF DETECTION SUMMARY
 OPERABLE UNIT No. 11
 SITE 80 - SUBSURFACE SOIL
 REMEDIAL INVESTIGATION CTO-0274
 MCB CAMP LEJEUNE, NORTH CAROLINA
 TCL ORGANICS

Client Sample ID: Laboratory Sample ID: Date Sampled:	MINIMUM NONDETECTED	MAXIMUM NONDETECTED	MINIMUM DETECTED	MAXIMUM DETECTED	LOCATION OF MAXIMUM DETECTED	FREQUENCY OF DETECTION
	<u>UNITS</u>					
	<u>PESTICIDES/PCBs</u>					
alpha-BHC	UG/KG	1.8 U	4.2 U	ND	ND	0/45
beta-BHC	UG/KG	1.8 U	4.2 U	ND	ND	0/45
delta-BHC	UG/KG	1.8 U	4.2 U	0.63 J	0.63 J	80-SM-SB06-03 1/45
Lindane (gamma-BHC)	UG/KG	1.8 U	4.2 U	ND	ND	0/45
Heptachlor	UG/KG	1.8 U	4.2 U	ND	ND	0/45
Aldrin	UG/KG	1.8 U	4.2 U	2.6	2.6	80-LA-SB04-06 1/45
Heptachlor epoxide	UG/KG	1.8 U	4.2 U	ND	ND	0/45
Endosulfan I	UG/KG	1.8 U	4.2 U	ND	ND	0/45
Dieldrin	UG/KG	3.4 U	8.1 U	0.73 J	1.4 J	80-OA-SB02-07 4/45
4,4'-DDE	UG/KG	3.4 U	4.5 U	1.4 J	35	80-OA-SB02-07 7/45
Endrin	UG/KG	3.4 U	8.1 U	ND	ND	0/45
Endosulfan II	UG/KG	3.4 U	8.1 U	ND	ND	0/45
4,4'-DDD	UG/KG	3.4 U	4.2 U	1.1 J	510 J	80-MW04-06 12/45
Endosulfan sulfate	UG/KG	3.4 U	8.1 U	ND	ND	0/45
4,4'-DDT	UG/KG	3.4 U	4.4 U	4.7	240	80-MW04-06 9/45
Methoxychlor	UG/KG	18 U	42 U	ND	ND	0/45
Endrin ketone	UG/KG	3.4 U	8.1 U	ND	ND	0/45
Endrin aldehyde	UG/KG	3.4 U	8.1 U	ND	ND	0/45
alpha-Chlordane	UG/KG	1.8 U	4.2 U	ND	ND	0/45
gamma-Chlordane	UG/KG	1.8 U	4.2 U	ND	ND	0/45
Toxaphene	UG/KG	180 U	420 U	ND	ND	0/45
Aroclor 1016	UG/KG	34 U	81 U	ND	ND	0/32
Aroclor 1221	UG/KG	70 U	170 U	ND	ND	0/32
Aroclor 1232	UG/KG	34 U	81 U	ND	ND	0/32
Aroclor 1242	UG/KG	34 U	81 U	ND	ND	0/32
Aroclor 1248	UG/KG	34 U	81 U	ND	ND	0/32
Aroclor 1254	UG/KG	34 U	81 U	ND	ND	0/32
Aroclor 1260	UG/KG	34 U	81 U	ND	ND	0/32

APPENDIX H.4
SUBSURFACE SOIL METALS

FREQUENCY OF DETECTION SUMMARY
 OPERABLE UNIT No. 11
 SITE 80 - SUBSURFACE SOIL
 REMEDIAL INVESTIGATION CTO-0274
 MCB CAMP LEJEUNE, NORTH CAROLINA
 TAL INORGANICS

Client Sample ID:	80-LA-SB01-03	80-LA-SB01-06	80-LA-SB02-06	80-LA-SB03-06	80-LA-SB04-06	80-LA-SB05-06
Laboratory Sample ID:	AC7802	AC7804	AC6673	AC6682	AC6922	AC6687
Date Sampled:	11/05/94	11/05/94	11/01/94	11/01/94	11/02/94	11/01/94

	UNITS						
Aluminum	MG/KG	4750	1830	2190 J	1560 J	1530 J	2330 J
Antimony	MG/KG	11.2 U	12.2 U	11.7 U	11.5 U	11.7 UJ	10.9 U
Arsenic	MG/KG	3.6	3.2	2.3 U	2.3 U	2.3 UJ	2.2 U
Barium	MG/KG	8.4 J	4.8 J	4.9	4.8	2.6	6.2
Beryllium	MG/KG	0.24	0.24 U	0.23 U	0.23 U	0.23 U	0.22 U
Cadmium	MG/KG	1.1 U	1.2 U	1.2 U	1.1 U	1.2 U	1.1 U
Calcium	MG/KG	689	167	105 UJ	120 UJ	191 J	78.2 UJ
Chromium	MG/KG	7.1	6.4	7.3	5.5	4.6 J	5.3
Cobalt	MG/KG	2.2 U	2.4 U	2.3 U	2.3 U	2.3 U	2.2 U
Copper	MG/KG	2.2 U	2.4 U	2.3 U	2.3 U	2.3 U	2.2 U
Iron	MG/KG	7640	8230	11700	5700	33000 J	1350
Lead	MG/KG	5.4 J	4.5 J	4.7 U	3.4 U	3.2 J	5.3
Magnesium	MG/KG	251	114	99.4	116	11.7 U	110
Manganese	MG/KG	43.3	5.6 J	3.9	4.8	2.2 J	5.2
Mercury	MG/KG	0.12 U	0.12 U	0.12 U	0.12 U	0.12 U	0.12 U
Nickel	MG/KG	4.5 U	4.9 U	4.7 U	4.6 U	4.7 U	4.3 U
Potassium	MG/KG	224 U	245 U	265 J	238	234 U	413
Selenium	MG/KG	1.2	1.2 U	1.2 U	1.1 U	2	1.1 U
Silver	MG/KG	1.1 U	1.2 U	1.2 U	1.1 U	1.2 U	1.1 U
Sodium	MG/KG	53	40.4	27.8	33.6	39.4	33.3
Thallium	MG/KG	2.2 UJ	2.4 UJ	2.3 U	2.3 U	2.3 U	2.2 U
Vanadium	MG/KG	13.7	7.1	9.5	6.4	7.7	4.2
Zinc	MG/KG	10.8 UJ	5.1 UJ	13.5 UJ	14.5 UJ	11.5 UJ	8.3 UJ
Moisture	%	14.22	19.91	19.5	18.42	16.13	13.06

FREQUENCY OF DETECTION SUMMARY
 OPERABLE UNIT No. 11
 SITE 80 - SUBSURFACE SOIL
 REMEDIAL INVESTIGATION CTO-0274
 MCB CAMP LEJEUNE, NORTH CAROLINA
 TAL INORGANICS

Client Sample ID:	80-LA-SB06-06	80-LA-SB07-06	80-MA-SB01-06	80-MA-SB02-06	80-MA-SB03-06	80-MA-SB04-06
Laboratory Sample ID:	AC6932	Q41118002A	AC6910	AC6883	AC6916	AC6892
Date Sampled:	11/02/94	11/02/94	11/02/94	11/01/94	11/02/94	11/01/94

	UNITS						
Aluminum	MG/KG	4410 J	3890 J	6430 J	2440 J	4800 J	3060 J
Antimony	MG/KG	11.7 UJ	2.9 UJ	12.4 UJ	12.2 UJ	12.5 UJ	12.1 U
Arsenic	MG/KG	2.3 UJ	0.54 U	5.5 J	2.4 UJ	4.3 J	2.4 U
Barium	MG/KG	5.6	6.8	11.3	6.2	7.7	6.5
Beryllium	MG/KG	0.23 U	0.07	0.26	0.24 U	0.25	0.24 U
Cadmium	MG/KG	1.2 U	0.35 U	1.2 U	1.2 U	1.3 U	1.2 U
Calcium	MG/KG	171 J	85.3	264 J	45 J	52.2 J	90.4 UJ
Chromium	MG/KG	88.1 J	8.6 J	25.4 J	7.8 J	11.3 J	8.7
Cobalt	MG/KG	2.3 U	0.9 J	2.5 U	2.4 U	2.5 U	2.4 U
Copper	MG/KG	3.2	0.89 J	3.4	2.4 U	2.5 U	2.4 U
Iron	MG/KG	56100 J	11700 J	14400 J	5300 J	11000 J	5810
Lead	MG/KG	6.4 J	4.1 J	8.9 J	4.9 J	5.7 J	5.9
Magnesium	MG/KG	55.6	214	342	211	391	271
Manganese	MG/KG	5.6 J	4.6	5.3 J	9.5 J	9.6 J	5.9
Mercury	MG/KG	0.12 U	0.12 U	0.13 U	0.12 U	0.93	0.12 U
Nickel	MG/KG	4.7 U	1 U	5 U	4.9 U	5 U	4.8 U
Potassium	MG/KG	235 U	258	399 J	244 U	447 J	569
Selenium	MG/KG	3.3	0.61 U	1.3	1.2 U	1.3 U	1.2 U
Silver	MG/KG	1.2 U	0.47 U	1.2 U	1.2 U	1.3 U	1.2 U
Sodium	MG/KG	36.2	59.4	34	39.8	39.4	37.6
Thallium	MG/KG	2.3 U	0.94 U	2.5 U	2.4 U	2.5 U	2.4 U
Vanadium	MG/KG	14.1	4.8	15.8	6.2	17.8	6.3
Zinc	MG/KG	18.1 J	3.3 UJ	9.7 UJ	15.3 UJ	8.5 UJ	10.1 UJ
Moisture	%	18.07	N/A	22.57	18.05	20.16	19.7

FREQUENCY OF DETECTION SUMMARY
 OPERABLE UNIT No. 11
 SITE 80 - SUBSURFACE SOIL
 REMEDIAL INVESTIGATION CTO-0274
 MCB CAMP LEJEUNE, NORTH CAROLINA
 TAL INORGANICS

Client Sample ID:	80-MW031W-03	80-MW031W-06	80-MW04-06	80-MW05-04	80-MW05-06	80-MW06-03
Laboratory Sample ID:	Q41118708	AC7812	Q41118402	Q41118507	Q41118508	AC7808
Date Sampled:	11/05/94	11/07/94	11/03/94	11/04/94	11/04/94	11/05/94

	<u>UNITS</u>						
Aluminum	MG/KG	5650	1600	1240	9900	793	6240
Antimony	MG/KG	2.9 UJ	12.1 U	3 UJ	2.8 UJ	2.9 UJ	11.3 U
Arsenic	MG/KG	11.2	2.4 U	0.57 U	27.8	0.55 U	2.3 U
Barium	MG/KG	5.3	4.3 J	4.2	12.6	2.6	7.2 J
Beryllium	MG/KG	0.05	0.24 U	0.04	0.17	0.02 U	0.23
Cadmium	MG/KG	0.35 U	1.2 U	0.37 U	0.34 U	0.36 U	1.1 U
Calcium	MG/KG	821 J	211	51.9	44	33.6	181
Chromium	MG/KG	11	6.3	4.3	36.6	3.7	10.3
Cobalt	MG/KG	0.82 J	2.4 U	0.58	2.4 J	0.45 U	2.3 U
Copper	MG/KG	2.2	2.4 U	1.1 J	5.5	1	2.3 U
Iron	MG/KG	7330	5530	2520	33000	2990	5210
Lead	MG/KG	5.6	3 J	3.1	13.2	4.5	6 J
Magnesium	MG/KG	220	73.3	88.2	516	58	152
Manganese	MG/KG	9.1	4.2 J	5.4 J	4.7 J	4.6 J	3.2 J
Mercury	MG/KG	0.11 U	0.12 U	0.12 U	0.12 U	0.12 U	0.12 U
Nickel	MG/KG	1 U	4.9 U	1.1 U	1.6 J	1 U	4.5 U
Potassium	MG/KG	472	243 U	268 J	696	192 J	324
Selenium	MG/KG	0.61 U	1.2 U	0.64 U	0.94	0.62 U	1.2
Silver	MG/KG	0.47 U	1.2 U	0.49 U	0.46 U	0.48 U	1.1 U
Sodium	MG/KG	28.5	42.5	73.9	42.7	72.4	27.1
Thallium	MG/KG	0.94 U	2.4 UJ	0.99 U	0.92 U	0.95 U	2.3 UJ
Vanadium	MG/KG	15.1	4.8	3.3 J	56.7 J	6.1 J	17.8
Zinc	MG/KG	3.6	7.3 UJ	2.3 U	7.1	4.5 U	11.1 UJ
Moisture	%	N/A	17.63	N/A	N/A	N/A	15.04

FREQUENCY OF DETECTION SUMMARY
 OPERABLE UNIT No. 11
 SITE 80 - SUBSURFACE SOIL
 REMEDIAL INVESTIGATION CTO-0274
 MCB CAMP LEJEUNE, NORTH CAROLINA
 TAL INORGANICS

Client Sample ID:	80-MW06-06	80-MW07-04	80-MW07-06	80-OA-SB01-07	80-OA-SB02-07	80-OA-SB03-06
Laboratory Sample ID:	AC7810	Q41118605	Q41118606	Q41118116A	Q41118301A	Q41118303A
Date Sampled:	11/05/94	11/04/94	11/04/94	11/03/94	11/03/94	11/03/94

	<u>UNITS</u>						
Aluminum	MG/KG	1510	7950	2250	1270 J	913 J	2890 J
Antimony	MG/KG	10.7 U	3.1 J	2.7 UJ	2.6 UJ	2.7 UJ	2.7 UJ
Arsenic	MG/KG	2.1 U	3.8	0.5 U	0.49 U	0.51 U	0.5 U
Barium	MG/KG	29.8	10	4.3	4.9	7.2	4.6
Beryllium	MG/KG	0.21 U	0.11	0.03	0.02 U	0.02 U	0.02 U
Cadmium	MG/KG	1.1 U	0.37 U	0.33 U	0.32 U	0.33 U	0.33 U
Calcium	MG/KG	110	67.4 J	28.5 J	67.3 J	37.4	62.6
Chromium	MG/KG	5.2	12.7	4.2	4.2 J	2 J	4.7 J
Cobalt	MG/KG	2.1 U	1.2	0.42 U	0.4 U	0.42 U	0.42 U
Copper	MG/KG	2.1 U	2.3	0.67	0.43 J	0.31 U	0.66
Iron	MG/KG	2060	9670	665	786 J	269 J	661 J
Lead	MG/KG	6.6 J	7	2.5	3.8 J	3.3 J	3.5 J
Magnesium	MG/KG	69.1	337	99.4	58.1	30.7	114
Manganese	MG/KG	3.3 J	6.3	5.4	6.5	5.6	8.3
Mercury	MG/KG	0.11 U	0.13 U	0.11 U	0.11 U	0.11 U	0.11 U
Nickel	MG/KG	4.3 U	1.5 J	0.94 U	0.92 U	0.95 U	0.94 U
Potassium	MG/KG	215 U	415	226	82.4 J	83.8 U	127 J
Selenium	MG/KG	1.1 U	0.64 U	0.57 U	0.55 U	0.57 U	0.57 U
Silver	MG/KG	1.1 U	0.49 U	0.44 U	0.43 U	0.44 U	0.44 U
Sodium	MG/KG	25.6	83.6	70.9	19 U	63.8	19.3 U
Thallium	MG/KG	2.1 UJ	0.98 U	0.88 U	0.85 U	0.88 U	0.88 U
Vanadium	MG/KG	6.4	17.7	2.7	2.9	1.5	3.9
Zinc	MG/KG	7.8 UJ	4.6	2.5	8.7 J	12 J	5.7 UJ
Moisture	%	7.76	N/A	N/A	N/A	N/A	N/A

FREQUENCY OF DETECTION SUMMARY
 OPERABLE UNIT No. 11
 SITE 80 - SUBSURFACE SOIL
 REMEDIAL INVESTIGATION CTO-0274
 MCB CAMP LEJEUNE, NORTH CAROLINA
 TAL INORGANICS

Client Sample ID:	80-OA-SB04-03	80-OA-SB04-06	80-OA-SB05-06	80-OA-SB06-03	80-OA-SB06-06	80-SM-SB02-03
Laboratory Sample ID:	Q41118510	Q41118511	Q41118502	Q41118504	Q41118505	AC6895
Date Sampled:	11/04/94	11/04/94	11/04/94	11/04/94	11/04/94	11/02/94

	UNITS						
Aluminum	MG/KG	6900	477	2100	4620	1620	2980 J
Antimony	MG/KG	2.8 UJ	2.5 UJ	2.7 UJ	2.7 UJ	2.5 UJ	11.8 UJ
Arsenic	MG/KG	0.78	0.47 U	0.51 U	0.53	0.47 U	2.4 UJ
Barium	MG/KG	8.5	2	7.2	6.8	5.2	5.9
Beryllium	MG/KG	0.04	0.02 U	0.02 U	0.04	0.02	0.24 U
Cadmium	MG/KG	0.35 U	0.31 U	0.33 U	0.33 U	0.31 U	1.2 U
Calcium	MG/KG	34.5	103	41.4	35.6	48.9	339 J
Chromium	MG/KG	10.7	2.2	4.7	7.8	3.7	4.8 J
Cobalt	MG/KG	0.55 J	0.39 U	0.42 U	0.61 J	0.47 J	2.4 U
Copper	MG/KG	1.9	0.7	0.69 J	1.7	0.66	2.4 U
Iron	MG/KG	2590	255	726	3250	1030	1870 J
Lead	MG/KG	6.6	2.5	4.8	7.7	3.5	4.7 J
Magnesium	MG/KG	241	21	123	185	100	119
Manganese	MG/KG	4.7 J	4.9 J	8.1 J	5.2 J	3.8 J	15.6 J
Mercury	MG/KG	0.12 U	0.1 U	0.11 U	0.11 U	0.11 U	0.12 U
Nickel	MG/KG	1 J	1.2 J	0.95 U	0.94 U	0.89 U	4.7 U
Potassium	MG/KG	387	78.6 U	215 J	311	179 J	235 U
Selenium	MG/KG	0.61 U	0.54 U	0.58 U	0.57 U	0.54 U	1.2 U
Silver	MG/KG	0.47 U	0.41 U	0.44 U	0.44 U	0.41 U	1.2 U
Sodium	MG/KG	81.4	17.5	67.4	24.1	67.5	37.1
Thallium	MG/KG	0.93 U	0.83 U	0.89 U	0.87 U	0.82 U	2.4 U
Vanadium	MG/KG	16.6 J	1.9 J	4.5 J	16.2 J	3.1 J	6.2
Zinc	MG/KG	3.4 U	1.6	2.2 U	3.6 U	2 U	15.4 UJ
Moisture	%	N/A	N/A	N/A	N/A	N/A	14.95

FREQUENCY OF DETECTION SUMMARY
 OPERABLE UNIT No. 11
 SITE 80 - SUBSURFACE SOIL
 REMEDIAL INVESTIGATION CTO-0274
 MCB CAMP LEJEUNE, NORTH CAROLINA
 TAL INORGANICS

Client Sample ID:	80-SM-SB06-03	80-SM-SB09-03
Laboratory Sample ID:	Q41118104A	Q41118108A
Date Sampled:	11/03/94	11/03/94

	<u>UNITS</u>		
Aluminum	MG/KG	3040 J	3880 J
Antimony	MG/KG	2.9 UJ	3 UJ
Arsenic	MG/KG	1.4	0.93
Barium	MG/KG	6.3	7.8
Beryllium	MG/KG	0.04	0.05
Cadmium	MG/KG	0.35 U	0.37 U
Calcium	MG/KG	152	272
Chromium	MG/KG	4.7	5.1
Cobalt	MG/KG	0.71	0.88 J
Copper	MG/KG	0.68 J	0.96
Iron	MG/KG	1880 J	2160 J
Lead	MG/KG	3.9 J	4.5 J
Magnesium	MG/KG	135	193
Manganese	MG/KG	13.3	19.5
Mercury	MG/KG	0.12 U	0.13 U
Nickel	MG/KG	1 U	1.1 U
Potassium	MG/KG	135 J	201 J
Selenium	MG/KG	0.61 U	0.64 U
Silver	MG/KG	0.47 U	0.49 U
Sodium	MG/KG	26.9 U	26.6 U
Thallium	MG/KG	0.94 U	0.98 U
Vanadium	MG/KG	6.5	7.1
Zinc	MG/KG	5.9 UJ	9.5 J
Moisture	%	N/A	N/A

FREQUENCY OF DETECTION SUMMARY
 OPERABLE UNIT No. 11
 SITE 80 - SUBSURFACE SOIL
 REMEDIAL INVESTIGATION CTO-0274
 MCB CAMP LEJEUNE, NORTH CAROLINA
 TAL INORGANICS

Client Sample ID: Laboratory Sample ID: Date Sampled:		MINIMUM NONDETECTED	MAXIMUM NONDETECTED	MINIMUM DETECTED	MAXIMUM DETECTED	LOCATION OF MAXIMUM DETECTED	FREQUENCY OF DETECTION
	<u>UNITS</u>						
Aluminum	MG/KG	NA	NA	477	9900	80-MW05-04	32/32
Antimony	MG/KG	2.5 UJ	12.5 UJ	3.1 J	3.1 J	80-MW07-04	1/32
Arsenic	MG/KG	0.47 U	2.4 UJ	0.53	27.8	80-MW05-04	11/32
Barium	MG/KG	NA	NA	2	29.8	80-MW06-06	32/32
Beryllium	MG/KG	0.02 U	0.24 U	0.02	0.26	80-MA-SB01-06	15/32
Cadmium	MG/KG	0.31 U	1.3 U	ND	ND		0/32
Calcium	MG/KG	78.2 UJ	120 UJ	28.5 J	821 J	80-MW031W-03	28/32
Chromium	MG/KG	NA	NA	2 J	88.1 J	80-LA-SB06-06	32/32
Cobalt	MG/KG	0.39 U	2.5 U	0.47 J	2.4 J	80-MW05-04	10/32
Copper	MG/KG	0.31 U	2.5 U	0.43 J	5.5	80-MW05-04	18/32
Iron	MG/KG	NA	NA	255	56100 J	80-LA-SB06-06	32/32
Lead	MG/KG	3.4 U	4.7 U	2.5	13.2	80-MW05-04	30/32
Magnesium	MG/KG	11.7 U	11.7 U	21	516	80-MW05-04	31/32
Manganese	MG/KG	NA	NA	2.2 J	43.3	80-LA-SB01-03	32/32
Mercury	MG/KG	0.1 U	0.13 U	0.93	0.93	80-MA-SB03-06	1/32
Nickel	MG/KG	0.89 U	5 U	1 J	1.6 J	80-MW05-04	4/32
Potassium	MG/KG	78.6 U	245 U	82.4 J	696	80-MW05-04	22/32
Selenium	MG/KG	0.54 U	1.3 U	0.94	3.3	80-LA-SB06-06	6/32
Silver	MG/KG	0.41 U	1.3 U	ND	ND		0/32
Sodium	MG/KG	19 U	26.9 U	17.5	83.6	80-MW07-04	28/32
Thallium	MG/KG	0.82 U	2.5 U	ND	ND		0/32
Vanadium	MG/KG	NA	NA	1.5	56.7 J	80-MW05-04	32/32
Zinc	MG/KG	2 U	15.4 UJ	1.6	18.1 J	80-LA-SB06-06	9/32
Moisture	%						

APPENDIX H.5
GROUNDWATER ORGANICS

FREQUENCY OF DETECTION SUMMARY
 OPERABLE UNIT No. 11
 SITE 80 - GROUNDWATER
 REMEDIAL INVESTIGATION CTO-0274
 MCB CAMP LEJEUNE, NORTH CAROLINA
 TCL ORGANICS

Client Sample ID:	80-MW01-01	80-MW02-01	80-MW03-01	80-MW03IW-01	80-MW04-01	80-MW05-01
Laboratory Sample ID:	AD0580	AD0586	AD0577	AD2080	AD0600	AD0574
Date Sampled:	11/20/94	11/21/94	11/20/94	12/03/94	11/19/94	11/20/94

	UNITS	80-MW01-01	80-MW02-01	80-MW03-01	80-MW03IW-01	80-MW04-01	80-MW05-01
<u>SEMIVOLATILES</u>							
Phenol	UG/L	10 U	10 U	10 U	10 U	10 U	10 U
bis(2-Chloroethyl) ether	UG/L	10 U	10 U	10 U	10 U	10 U	10 U
2-Chlorophenol	UG/L	10 U	10 U	10 U	10 U	10 U	10 U
1,3-Dichlorobenzene	UG/L	10 U	10 U	10 U	10 U	10 U	10 U
1,4-Dichlorobenzene	UG/L	10 U	10 U	10 U	10 U	10 U	10 U
1,2-Dichlorobenzene	UG/L	10 U	10 U	10 U	10 U	10 U	10 U
2-Methylphenol	UG/L	10 U	10 U	10 U	10 U	10 U	10 U
2,2'-oxybis-(1-chloropropane)	UG/L	10 U	10 U	10 U	10 U	10 U	10 U
4-Methylphenol	UG/L	10 U	10 U	10 U	10 U	10 U	10 U
N-Nitroso-di-n-propylamine	UG/L	10 U	10 U	10 U	10 U	10 U	10 U
Hexachloroethane	UG/L	10 U	10 U	10 U	10 U	10 U	10 U
Nitrobenzene	UG/L	10 U	10 U	10 U	10 U	10 U	10 U
Isophorone	UG/L	10 U	10 U	10 U	10 U	10 U	10 U
2-Nitrophenol	UG/L	10 U	10 U	10 U	10 U	10 U	10 U
2,4-Dimethylphenol	UG/L	10 U	10 U	10 U	10 U	10 U	10 U
bis(2-Chloroethoxy) methane	UG/L	10 U	10 U	10 U	10 U	10 U	10 U
2,4-Dichlorophenol	UG/L	10 U	10 U	10 U	10 U	10 U	10 U
1,2,4-Trichlorobenzene	UG/L	10 U	10 U	10 U	10 U	10 U	10 U
Naphthalene	UG/L	10 U	10 U	10 U	10 U	10 U	10 U
4-Chloroaniline	UG/L	10 U	10 U	10 U	10 U	10 U	10 U
Hexachlorobutadiene	UG/L	10 U	10 U	10 U	10 U	10 U	10 U
4-Chloro-3-methylphenol	UG/L	10 U	10 U	10 U	10 U	10 U	10 U
2-Methylnaphthalene	UG/L	10 U	10 U	10 U	10 U	10 U	10 U
Hexachlorocyclopentadiene	UG/L	10 U	10 U	10 U	10 U	10 U	10 U
2,4,6-Trichlorophenol	UG/L	10 U	10 U	10 U	10 U	10 U	10 U
2,4,5-Trichlorophenol	UG/L	25 U	25 U	25 U	25 U	25 U	25 U
2-Chloronaphthalene	UG/L	10 U	10 U	10 U	10 U	10 U	10 U
2-Nitroaniline	UG/L	25 U	25 U	25 U	25 U	25 U	25 U
Dimethyl phthalate	UG/L	10 U	10 U	10 U	10 U	10 U	10 U
Acenaphthylene	UG/L	10 U	10 U	10 U	10 U	10 U	10 U
2,6-Dinitrotoluene	UG/L	10 U	10 U	10 U	10 U	10 U	10 U
3-Nitroaniline	UG/L	25 U	25 U	25 U	25 U	25 U	25 U
Acenaphthene	UG/L	10 U	10 U	4 J	10 U	10 U	10 U

FREQUENCY OF DETECTION SUMMARY
 OPERABLE UNIT No. 11
 SITE 80 - GROUNDWATER
 REMEDIAL INVESTIGATION CTO-0274
 MCB CAMP LEJEUNE, NORTH CAROLINA
 TCL ORGANICS

Client Sample ID:	80-MW01-01	80-MW02-01	80-MW03-01	80-MW03IW-01	80-MW04-01	80-MW05-01
Laboratory Sample ID:	AD0580	AD0586	AD0577	AD2080	AD0600	AD0574
Date Sampled:	11/20/94	11/21/94	11/20/94	12/03/94	11/19/94	11/20/94

	UNITS					
<u>SEMIVOLATILES Cont.</u>						
2,4-Dinitrophenol	UG/L	25 U	25 U	25 U	25 U	25 U
4-Nitrophenol	UG/L	25 U	25 U	25 U	25 U	25 U
Dibenzofuran	UG/L	10 U	10 U	2 J	10 U	10 U
2,4-Dinitrotoluene	UG/L	10 U	10 U	10 U	10 U	10 U
Diethylphthalate	UG/L	10 U	10 U	10 U	10 U	10 U
4-Chlorophenyl phenyl ether	UG/L	10 U	10 U	10 U	10 UJ	10 U
Fluorene	UG/L	10 U	10 U	3 J	10 U	10 U
4-Nitroaniline	UG/L	25 U	25 U	25 U	25 U	25 U
4,6-Dinitro-2-methylphenol	UG/L	25 U	25 U	25 U	25 U	25 U
N-nitrosodiphenylamine	UG/L	10 U	10 U	10 U	10 U	10 U
4-Bromophenyl-phenylether	UG/L	10 U	10 U	10 U	10 U	10 U
Hexachlorobenzene	UG/L	10 U	10 U	10 U	10 U	10 U
Pentachlorophenol	UG/L	25 U	25 U	25 U	25 U	25 U
Phenanthrene	UG/L	10 U	10 U	10 U	10 U	10 U
Anthracene	UG/L	10 U	10 U	10 U	10 U	10 U
Carbazole	UG/L	10 U	10 U	3 J	10 U	10 U
di-n-Butylphthalate	UG/L	10 U	10 U	10 U	10 U	10 U
Fluoranthene	UG/L	10 U	10 U	10 U	10 U	10 U
Pyrene	UG/L	10 U	10 U	1 J	10 U	10 U
Butyl benzyl phthalate	UG/L	10 U	10 U	10 U	10 U	10 U
3,3'-Dichlorobenzidine	UG/L	10 U	10 U	10 U	10 U	10 U
Benzo[a]anthracene	UG/L	10 U	10 U	10 U	10 U	10 U
Chrysene	UG/L	10 U	10 U	10 U	10 U	10 U
bis(2-Ethylhexyl)phthalate	UG/L	5 J	10 U	10 U	10 U	4 J
di-n-Octylphthalate	UG/L	10 U	1 J	10 U	10 U	10 U
Benzo[b]fluoranthene	UG/L	10 U	10 U	10 U	10 U	10 U
Benzo[k]fluoranthene	UG/L	10 UJ	10 UJ	10 UJ	10 UJ	10 UJ
Benzo[a]pyrene	UG/L	10 U	10 U	10 U	10 U	10 U
Indeno[1,2,3-cd]pyrene	UG/L	10 U	10 U	10 U	10 U	10 U
Dibenz[a,h]anthracene	UG/L	10 U	10 U	10 U	10 U	10 U
Benzo[g,h,i]perylene	UG/L	10 U	10 U	10 U	10 U	10 U

FREQUENCY OF DETECTION SUMMARY
 OPERABLE UNIT No. 11
 SITE 80 - GROUNDWATER
 REMEDIAL INVESTIGATION CTO-0274
 MCB CAMP LEJEUNE, NORTH CAROLINA
 TCL ORGANICS

Client Sample ID:	80-MW01-01	80-MW02-01	80-MW03-01	80-MW031W-01	80-MW04-01	80-MW05-01
Laboratory Sample ID:	AD0580	AD0586	AD0577	AD2080	AD0600	AD0574
Date Sampled:	11/20/94	11/21/94	11/20/94	12/03/94	11/19/94	11/20/94

	UNITS						
<u>PESTICIDES/PCBs</u>							
alpha-BHC	UG/L	0.05 U	0.05 UJ	0.05 UJ	0.05 U	0.05 UJ	0.05 U
beta-BHC	UG/L	0.05 U	0.05 UJ	0.05 UJ	0.05 U	0.05 UJ	0.05 U
delta-BHC	UG/L	0.05 U	0.05 UJ	0.05 UJ	0.05 U	0.05 UJ	0.05 U
Lindane (gamma-BHC)	UG/L	0.05 U	0.05 UJ	0.05 UJ	0.05 U	0.05 UJ	0.05 U
Heptachlor	UG/L	0.05 U	0.05 UJ	0.05 UJ	0.05 U	0.05 UJ	0.05 U
Aldrin	UG/L	0.05 U	0.05 UJ	0.05 UJ	0.05 U	0.05 UJ	0.05 U
Heptachlor epoxide	UG/L	0.05 U	0.05 UJ	0.05 UJ	0.05 U	0.05 UJ	0.05 U
Endosulfan I	UG/L	0.05 U	0.05 UJ	0.05 UJ	0.05 U	0.05 UJ	0.05 U
Dieldrin	UG/L	0.1 U	0.1 UJ	0.1 UJ	0.1 U	0.1 UJ	0.1 U
4,4'-DDE	UG/L	0.1 U	0.1 UJ	0.1 UJ	0.1 U	0.1 UJ	0.1 U
Endrin	UG/L	0.1 U	0.1 UJ	0.1 UJ	0.1 U	0.1 UJ	0.1 U
Endosulfan II	UG/L	0.1 U	0.1 UJ	0.1 UJ	0.1 U	0.1 UJ	0.1 U
4,4'-DDD	UG/L	0.1 U	0.1 UJ	0.1 UJ	0.1 U	2.2 J	0.1 U
Endosulfan sulfate	UG/L	0.1 U	0.1 UJ	0.1 UJ	0.1 U	0.1 UJ	0.1 U
4,4'-DDT	UG/L	0.1 U	0.1 UJ	0.1 UJ	0.1 U	0.58 J	0.1 U
Methoxychlor	UG/L	0.5 U	0.5 UJ	0.5 UJ	0.5 U	0.5 UJ	0.5 U
Endrin ketone	UG/L	0.1 U	0.1 UJ	0.1 UJ	0.1 U	0.1 UJ	0.1 U
Endrin aldehyde	UG/L	0.1 U	0.1 UJ	0.1 UJ	0.1 U	0.1 UJ	0.1 U
alpha-Chlordane	UG/L	0.05 U	0.05 UJ	0.05 UJ	0.05 U	0.05 UJ	0.05 U
gamma-Chlordane	UG/L	0.05 U	0.05 UJ	0.05 UJ	0.05 U	0.05 UJ	0.05 U
Toxaphene	UG/L	5 U	5 UJ	5 UJ	5 U	5 UJ	5 U
Aroclor 1016	UG/L	1 U	1 UJ	1 UJ	1 U	1 UJ	1 U
Aroclor 1221	UG/L	2 U	2 UJ	2 UJ	2 U	2 UJ	2 U
Aroclor 1232	UG/L	1 U	1 UJ	1 UJ	1 U	1 UJ	1 U
Aroclor 1242	UG/L	1 U	1 UJ	1 UJ	1 U	1 UJ	1 U
Aroclor 1248	UG/L	1 U	1 UJ	1 UJ	1 U	1 UJ	1 U
Aroclor 1254	UG/L	1 U	1 UJ	1 UJ	1 U	1 UJ	1 U
Aroclor 1260	UG/L	1 U	1 UJ	1 UJ	1 U	1 UJ	1 U

FREQUENCY OF DETECTION SUMMARY
 OPERABLE UNIT No. 11
 SITE 80 - GROUNDWATER
 REMEDIAL INVESTIGATION CTO-0274
 MCB CAMP LEJEUNE, NORTH CAROLINA
 TCL ORGANICS

Client Sample ID:	80-MW06-01	80-MW07-01	80-MW08-01
Laboratory Sample ID:	AD0566	AD0603	AG0350
Date Sampled:	11/20/94	11/19/94	07/14/95

	<u>UNITS</u>			
<u>VOLATILES</u>				
Chloromethane	UG/L	10 U	10 U	NA
Bromomethane	UG/L	10 U	10 U	NA
Vinyl chloride	UG/L	10 U	10 U	NA
Chloroethane	UG/L	10 U	10 U	NA
Methylene chloride	UG/L	10 U	10 U	NA
Acetone	UG/L	10 U	10 U	NA
Carbon Disulfide	UG/L	10 U	10 U	NA
1,1-Dichloroethene	UG/L	10 U	10 U	NA
1,1-Dichloroethane	UG/L	10 U	10 U	NA
1,2-Dichloroethene(total)	UG/L	10 U	10 U	NA
Chloroform	UG/L	10 U	10 U	NA
1,2-Dichloroethane	UG/L	10 U	10 U	NA
2-Butanone	UG/L	10 U	10 U	NA
1,1,1-Trichloroethane	UG/L	10 U	10 U	NA
Carbon tetrachloride	UG/L	10 U	10 U	NA
Bromodichloromethane	UG/L	10 U	10 U	NA
1,2-Dichloropropane	UG/L	10 U	10 U	NA
cis-1,3-Dichloropropene	UG/L	10 U	10 U	NA
Trichloroethene	UG/L	10 U	10 U	NA
Dibromochloromethane	UG/L	10 U	10 U	NA
1,1,2-Trichloroethane	UG/L	10 U	10 U	NA
Benzene	UG/L	10 U	10 U	NA
trans-1,3-Dichloropropene	UG/L	10 U	10 U	NA
Bromoform	UG/L	10 U	10 U	NA
4-Methyl-2-pentanone	UG/L	10 U	10 U	NA
2-Hexanone	UG/L	10 U	10 U	NA
Tetrachloroethene	UG/L	10 U	10 U	NA
1,1,2,2-Tetrachloroethane	UG/L	10 U	10 U	NA
Toluene	UG/L	10 U	10 U	NA
Chlorobenzene	UG/L	10 U	10 U	NA
Ethylbenzene	UG/L	10 U	10 U	NA
Styrene	UG/L	10 U	10 U	NA
Xylenes (total)	UG/L	10 U	10 U	NA

FREQUENCY OF DETECTION SUMMARY
 OPERABLE UNIT No. 11
 SITE 80 - GROUNDWATER
 REMEDIAL INVESTIGATION CTO-0274
 MCB CAMP LEJEUNE, NORTH CAROLINA
 TCL ORGANICS

Client Sample ID:	80-MW06-01	80-MW07-01	80-MW08-01
Laboratory Sample ID:	AD0566	AD0603	AG0350
Date Sampled:	11/20/94	11/19/94	07/14/95

	UNITS			
<u>SEMIVOLATILES</u>				
Phenol	UG/L	10 U	10 U	NA
bis(2-Chloroethyl) ether	UG/L	10 U	10 U	NA
2-Chlorophenol	UG/L	10 U	10 U	NA
1,3-Dichlorobenzene	UG/L	10 U	10 U	NA
1,4-Dichlorobenzene	UG/L	10 U	10 U	NA
1,2-Dichlorobenzene	UG/L	10 U	10 U	NA
2-Methylphenol	UG/L	10 U	10 U	NA
2,2'-oxybis-(1-chloropropane)	UG/L	10 U	10 U	NA
4-Methylphenol	UG/L	10 U	10 U	NA
N-Nitroso-di-n-propylamine	UG/L	10 U	10 U	NA
Hexachloroethane	UG/L	10 U	10 U	NA
Nitrobenzene	UG/L	10 U	10 U	NA
Isophorone	UG/L	10 U	10 U	NA
2-Nitrophenol	UG/L	10 U	10 U	NA
2,4-Dimethylphenol	UG/L	10 U	10 U	NA
bis(2-Chloroethoxy) methane	UG/L	10 U	10 U	NA
2,4-Dichlorophenol	UG/L	10 U	10 U	NA
1,2,4-Trichlorobenzene	UG/L	10 U	10 U	NA
Naphthalene	UG/L	10 U	10 U	NA
4-Chloroaniline	UG/L	10 U	10 U	NA
Hexachlorobutadiene	UG/L	10 U	10 U	NA
4-Chloro-3-methylphenol	UG/L	10 U	10 U	NA
2-Methylnaphthalene	UG/L	10 U	10 U	NA
Hexachlorocyclopentadiene	UG/L	10 U	10 U	NA
2,4,6-Trichlorophenol	UG/L	10 U	10 U	NA
2,4,5-Trichlorophenol	UG/L	25 U	25 U	NA
2-Chloronaphthalene	UG/L	10 U	10 U	NA
2-Nitroaniline	UG/L	25 U	25 U	NA
Dimethyl phthalate	UG/L	10 U	10 U	NA
Acenaphthylene	UG/L	10 U	10 U	NA
2,6-Dinitrotoluene	UG/L	10 U	10 U	NA
3-Nitroaniline	UG/L	25 U	25 U	NA
Acenaphthene	UG/L	10 U	10 U	NA

FREQUENCY OF DETECTION SUMMARY
 OPERABLE UNIT No. 11
 SITE 80 - GROUNDWATER
 REMEDIAL INVESTIGATION CTO-0274
 MCB CAMP LEJEUNE, NORTH CAROLINA
 TCL ORGANICS

Client Sample ID:	80-MW06-01	80-MW07-01	80-MW08-01
Laboratory Sample ID:	AD0566	AD0603	AG0350
Date Sampled:	11/20/94	11/19/94	07/14/95

	<u>UNITS</u>			
<u>SEMIVOLATILES Cont.</u>				
2,4-Dinitrophenol	UG/L	25 U	25 U	NA
4-Nitrophenol	UG/L	25 U	25 U	NA
Dibenzofuran	UG/L	10 U	10 U	NA
2,4-Dinitrotoluene	UG/L	10 U	10 U	NA
Diethylphthalate	UG/L	10 U	10 U	NA
4-Chlorophenyl phenyl ether	UG/L	10 U	10 U	NA
Fluorene	UG/L	10 U	10 U	NA
4-Nitroaniline	UG/L	25 U	25 U	NA
4,6-Dinitro-2-methylphenol	UG/L	25 U	25 U	NA
N-nitrosodiphenylamine	UG/L	10 U	10 U	NA
4-Bromophenyl-phenylether	UG/L	10 U	10 U	NA
Hexachlorobenzene	UG/L	10 U	10 U	NA
Pentachlorophenol	UG/L	25 U	25 U	NA
Phenanthrene	UG/L	10 U	10 U	NA
Anthracene	UG/L	10 U	10 U	NA
Carbazole	UG/L	10 U	10 U	NA
di-n-Butylphthalate	UG/L	10 U	10 U	NA
Fluoranthene	UG/L	10 U	10 U	NA
Pyrene	UG/L	10 U	10 U	NA
Butyl benzyl phthalate	UG/L	10 U	10 U	NA
3,3'-Dichlorobenzidine	UG/L	10 U	10 U	NA
Benzo[a]anthracene	UG/L	10 U	10 U	NA
Chrysene	UG/L	10 U	10 U	NA
bis(2-Ethylhexyl)phthalate	UG/L	2 J	4 J	NA
di-n-Octylphthalate	UG/L	10 U	10 U	NA
Benzo[b]fluoranthene	UG/L	10 U	10 U	NA
Benzo[k]fluoranthene	UG/L	10 UJ	10 U	NA
Benzo[a]pyrene	UG/L	10 U	10 U	NA
Indeno[1,2,3-cd]pyrene	UG/L	10 U	10 U	NA
Dibenzo[a,h]anthracene	UG/L	10 U	10 U	NA
Benzo[g,h,i]perylene	UG/L	10 U	10 U	NA

FREQUENCY OF DETECTION SUMMARY
 OPERABLE UNIT No. 11
 SITE 80 - GROUNDWATER
 REMEDIAL INVESTIGATION CTO-0274
 MCB CAMP LEJEUNE, NORTH CAROLINA
 TCL ORGANICS

Client Sample ID:	80-MW06-01	80-MW07-01	80-MW08-01
Laboratory Sample ID:	AD0566	AD0603	AG0350
Date Sampled:	11/20/94	11/19/94	07/14/95

	UNITS			
<u>PESTICIDES/PCBs</u>				
alpha-BHC	UG/L	0.05 U	0.05 U	0.056 UJ
beta-BHC	UG/L	0.05 U	0.05 U	0.056 U
delta-BHC	UG/L	0.05 U	0.05 U	0.056 U
Lindane (gamma-BHC)	UG/L	0.05 U	0.05 U	0.056 U
Heptachlor	UG/L	0.05 U	0.05 U	0.056 U
Aldrin	UG/L	0.05 U	0.05 U	0.056 U
Heptachlor epoxide	UG/L	0.05 U	0.05 U	0.056 U
Endosulfan I	UG/L	0.05 U	0.05 U	0.056 U
Dieldrin	UG/L	0.1 U	0.1 U	0.11 U
4,4'-DDE	UG/L	0.1 U	0.1 U	0.11 U
Endrin	UG/L	0.1 U	0.1 U	0.11 U
Endosulfan II	UG/L	0.1 U	0.1 U	0.11 U
4,4'-DDD	UG/L	0.1 U	0.1 U	0.11 U
Endosulfan sulfate	UG/L	0.1 U	0.1 U	0.11 U
4,4'-DDT	UG/L	0.1 U	0.1 U	0.11 U
Methoxychlor	UG/L	0.5 U	0.5 U	0.56 U
Endrin ketone	UG/L	0.1 U	0.1 U	0.11 U
Endrin aldehyde	UG/L	0.1 U	0.1 U	0.11 U
alpha-Chlordane	UG/L	0.05 U	0.05 U	0.056 U
gamma-Chlordane	UG/L	0.05 U	0.05 U	0.056 U
Toxaphene	UG/L	5 U	5 U	5.6 U
Aroclor 1016	UG/L	1 U	1 U	1.1 U
Aroclor 1221	UG/L	2 U	2 U	2.2 U
Aroclor 1232	UG/L	1 U	1 U	1.1 U
Aroclor 1242	UG/L	1 U	1 U	1.1 U
Aroclor 1248	UG/L	1 U	1 U	1.1 U
Aroclor 1254	UG/L	1 U	1 U	1.1 U
Aroclor 1260	UG/L	1 U	1 U	1.1 U

FREQUENCY OF DETECTION SUMMARY
 OPERABLE UNIT No. 11
 SITE 80 - GROUNDWATER
 REMEDIAL INVESTIGATION CTO-0274
 MCB CAMP LEJEUNE, NORTH CAROLINA
 TCL ORGANICS

Client Sample ID: Laboratory Sample ID: Date Sampled:		MINIMUM NONDETECTED	MAXIMUM NONDETECTED	MINIMUM DETECTED	MAXIMUM DETECTED	LOCATION OF MAXIMUM DETECTED	FREQUENCY OF DETECTION
	<u>UNITS</u>						
	<u>VOLATILES</u>						
	Chloromethane	10 U	10 U	ND	ND		0/8
	Bromomethane	10 U	10 U	ND	ND		0/8
	Vinyl chloride	10 U	10 U	ND	ND		0/8
	Chloroethane	10 U	10 U	ND	ND		0/8
	Methylene chloride	10 U	10 U	ND	ND		0/8
	Acetone	10 U	10 U	ND	ND		0/8
	Carbon Disulfide	10 U	10 U	1 J	1 J	80-MW03-01	1/8
	1,1-Dichloroethene	10 U	10 U	ND	ND		0/8
	1,1-Dichloroethane	10 U	10 U	ND	ND		0/8
	1,2-Dichloroethene(total)	10 U	10 U	ND	ND		0/8
	Chloroform	10 U	10 U	ND	ND		0/8
	1,2-Dichloroethane	10 U	10 U	ND	ND		0/8
	2-Butanone	10 U	10 U	ND	ND		0/8
	1,1,1-Trichloroethane	10 U	10 U	ND	ND		0/8
	Carbon tetrachloride	10 U	10 U	ND	ND		0/8
	Bromodichloromethane	10 U	10 U	ND	ND		0/8
	1,2-Dichloropropane	10 U	10 U	ND	ND		0/8
	cis-1,3-Dichloropropene	10 U	10 U	ND	ND		0/8
	Trichloroethene	10 U	10 U	ND	ND		0/8
	Dibromochloromethane	10 U	10 U	ND	ND		0/8
	1,1,2-Trichloroethane	10 U	10 U	ND	ND		0/8
	Benzene	10 U	10 U	ND	ND		0/8
	trans-1,3-Dichloropropene	10 U	10 U	ND	ND		0/8
	Bromoform	10 U	10 U	ND	ND		0/8
	4-Methyl-2-pentanone	10 U	10 U	ND	ND		0/8
	2-Hexanone	10 U	10 U	ND	ND		0/8
	Tetrachloroethene	10 U	10 U	ND	ND		0/8
	1,1,2,2-Tetrachloroethane	10 U	10 U	ND	ND		0/8
	Toluene	10 U	10 U	ND	ND		0/8
	Chlorobenzene	10 U	10 U	ND	ND		0/8
	Ethylbenzene	10 U	10 U	ND	ND		0/8
	Styrene	10 U	10 U	ND	ND		0/8
	Xylenes (total)	10 U	10 U	ND	ND		0/8

FREQUENCY OF DETECTION SUMMARY
 OPERABLE UNIT No. 11
 SITE 80 - GROUNDWATER
 REMEDIAL INVESTIGATION CTO-0274
 MCB CAMP LEJEUNE, NORTH CAROLINA
 TCL ORGANICS

Client Sample ID: Laboratory Sample ID: Date Sampled:	MINIMUM NONDETECTED	MAXIMUM NONDETECTED	MINIMUM DETECTED	MAXIMUM DETECTED	LOCATION OF MAXIMUM DETECTED	FREQUENCY OF DETECTION
	<u>UNITS</u>					
	<u>SEMIVOLATILES</u>					
Phenol	UG/L	10 U	10 U	ND	ND	0/8
bis(2-Chloroethyl) ether	UG/L	10 U	10 U	ND	ND	0/8
2-Chlorophenol	UG/L	10 U	10 U	ND	ND	0/8
1,3-Dichlorobenzene	UG/L	10 U	10 U	ND	ND	0/8
1,4-Dichlorobenzene	UG/L	10 U	10 U	ND	ND	0/8
1,2-Dichlorobenzene	UG/L	10 U	10 U	ND	ND	0/8
2-Methylphenol	UG/L	10 U	10 U	ND	ND	0/8
2,2'-oxybis-(1-chloropropane)	UG/L	10 U	10 U	ND	ND	0/8
4-Methylphenol	UG/L	10 U	10 U	ND	ND	0/8
N-Nitroso-di-n-propylamine	UG/L	10 U	10 U	ND	ND	0/8
Hexachloroethane	UG/L	10 U	10 U	ND	ND	0/8
Nitrobenzene	UG/L	10 U	10 U	ND	ND	0/8
Isophorone	UG/L	10 U	10 U	ND	ND	0/8
2-Nitrophenol	UG/L	10 U	10 U	ND	ND	0/8
2,4-Dimethylphenol	UG/L	10 U	10 U	ND	ND	0/8
bis(2-Chloroethoxy) methane	UG/L	10 U	10 U	ND	ND	0/8
2,4-Dichlorophenol	UG/L	10 U	10 U	ND	ND	0/8
1,2,4-Trichlorobenzene	UG/L	10 U	10 U	ND	ND	0/8
Naphthalene	UG/L	10 U	10 U	ND	ND	0/8
4-Chloroaniline	UG/L	10 U	10 U	ND	ND	0/8
Hexachlorobutadiene	UG/L	10 U	10 U	ND	ND	0/8
4-Chloro-3-methylphenol	UG/L	10 U	10 U	ND	ND	0/8
2-Methylnaphthalene	UG/L	10 U	10 U	ND	ND	0/8
Hexachlorocyclopentadiene	UG/L	10 U	10 U	ND	ND	0/8
2,4,6-Trichlorophenol	UG/L	10 U	10 U	ND	ND	0/8
2,4,5-Trichlorophenol	UG/L	25 U	25 U	ND	ND	0/8
2-Chloronaphthalene	UG/L	10 U	10 U	ND	ND	0/8
2-Nitroaniline	UG/L	25 U	25 U	ND	ND	0/8
Dimethyl phthalate	UG/L	10 U	10 U	ND	ND	0/8
Acenaphthylene	UG/L	10 U	10 U	ND	ND	0/8
2,6-Dinitrotoluene	UG/L	10 U	10 U	ND	ND	0/8
3-Nitroaniline	UG/L	25 U	25 U	ND	ND	0/8
Acenaphthene	UG/L	10 U	10 U	4 J	4 J	80-MW03-01 1/8

FREQUENCY OF DETECTION SUMMARY
 OPERABLE UNIT No. 11
 SITE 80 - GROUNDWATER
 REMEDIAL INVESTIGATION CTO-0274
 MCB CAMP LEJEUNE, NORTH CAROLINA
 TCL ORGANICS

Client Sample ID: Laboratory Sample ID: Date Sampled:	MINIMUM NONDETECTED	MAXIMUM NONDETECTED	MINIMUM DETECTED	MAXIMUM DETECTED	LOCATION OF MAXIMUM DETECTED	FREQUENCY OF DETECTION
<u>UNITS</u>						
<u>SEMIVOLATILES Cont.</u>						
2,4-Dinitrophenol	UG/L	25 U	25 U	ND		0/8
4-Nitrophenol	UG/L	25 U	25 U	ND		0/8
Dibenzofuran	UG/L	10 U	10 U	2 J	80-MW03-01	1/8
2,4-Dinitrotoluene	UG/L	10 U	10 U	ND		0/8
Diethylphthalate	UG/L	10 U	10 U	ND		0/8
4-Chlorophenyl phenyl ether	UG/L	10 U	10 U	ND		0/8
Fluorene	UG/L	10 U	10 U	3 J	80-MW03-01	1/8
4-Nitroaniline	UG/L	25 U	25 U	ND		0/8
4,6-Dinitro-2-methylphenol	UG/L	25 U	25 U	ND		0/8
N-nitrosodiphenylamine	UG/L	10 U	10 U	ND		0/8
4-Bromophenyl-phenylether	UG/L	10 U	10 U	ND		0/8
Hexachlorobenzene	UG/L	10 U	10 U	ND		0/8
Pentachlorophenol	UG/L	25 U	25 U	ND		0/8
Phenanthrene	UG/L	10 U	10 U	ND		0/8
Anthracene	UG/L	10 U	10 U	ND		0/8
Carbazole	UG/L	10 U	10 U	3 J	80-MW03-01	1/8
di-n-Butylphthalate	UG/L	10 U	10 U	ND		0/8
Fluoranthene	UG/L	10 U	10 U	ND		0/8
Pyrene	UG/L	10 U	10 U	1 J	80-MW03-01	1/8
Butyl benzyl phthalate	UG/L	10 U	10 U	ND		0/8
3,3'-Dichlorobenzidine	UG/L	10 U	10 U	ND		0/8
Benzo[a]anthracene	UG/L	10 U	10 U	ND		0/8
Chrysene	UG/L	10 U	10 U	ND		0/8
bis(2-Ethylhexyl)phthalate	UG/L	10 U	10 U	2 J	80-MW01-01	4/8
di-n-Octylphthalate	UG/L	10 U	10 U	1 J	80-MW02-01	1/8
Benzo[b]fluoranthene	UG/L	10 U	10 U	ND		0/8
Benzo[k]fluoranthene	UG/L	10 U	10 U	ND		0/8
Benzo[a]pyrene	UG/L	10 U	10 U	ND		0/8
Indeno[1,2,3-cd]pyrene	UG/L	10 U	10 U	ND		0/8
Dibenz[a,h]anthracene	UG/L	10 U	10 U	ND		0/8
Benzo[g,h,i]perylene	UG/L	10 U	10 U	ND		0/8

FREQUENCY OF DETECTION SUMMARY
 OPERABLE UNIT No. 11
 SITE 80 - GROUNDWATER
 REMEDIAL INVESTIGATION CTO-0274
 MCB CAMP LEJEUNE, NORTH CAROLINA
 TCL ORGANICS

Client Sample ID: Laboratory Sample ID: Date Sampled:	MINIMUM NONDETECTED	MAXIMUM NONDETECTED	MINIMUM DETECTED	MAXIMUM DETECTED	LOCATION OF MAXIMUM DETECTED	FREQUENCY OF DETECTION
<u>UNITS</u>						
<u>PESTICIDES/PCBs</u>						
alpha-BHC	UG/L	0.05 U	0.056 UJ	ND	ND	0/9
beta-BHC	UG/L	0.05 U	0.056 U	ND	ND	0/9
delta-BHC	UG/L	0.05 U	0.056 U	ND	ND	0/9
Lindane (gamma-BHC)	UG/L	0.05 U	0.056 U	ND	ND	0/9
Heptachlor	UG/L	0.05 U	0.056 U	ND	ND	0/9
Aldrin	UG/L	0.05 U	0.056 U	ND	ND	0/9
Heptachlor epoxide	UG/L	0.05 U	0.056 U	ND	ND	0/9
Endosulfan I	UG/L	0.05 U	0.056 U	ND	ND	0/9
Dieldrin	UG/L	0.1 U	0.11 U	ND	ND	0/9
4,4'-DDE	UG/L	0.1 U	0.11 U	ND	ND	0/9
Endrin	UG/L	0.1 U	0.11 U	ND	ND	0/9
Endosulfan II	UG/L	0.1 U	0.11 U	ND	ND	0/9
4,4'-DDD	UG/L	0.1 U	0.11 U	2.2 J	2.2 J	80-MW04-01 1/9
Endosulfan sulfate	UG/L	0.1 U	0.11 U	ND	ND	0/9
4,4'-DDT	UG/L	0.1 U	0.11 U	0.58 J	0.58 J	80-MW04-01 1/9
Methoxychlor	UG/L	0.5 U	0.56 U	ND	ND	0/9
Endrin ketone	UG/L	0.1 U	0.11 U	ND	ND	0/9
Endrin aldehyde	UG/L	0.1 U	0.11 U	ND	ND	0/9
alpha-Chlordane	UG/L	0.05 U	0.056 U	ND	ND	0/9
gamma-Chlordane	UG/L	0.05 U	0.056 U	ND	ND	0/9
Toxaphene	UG/L	5 U	5.6 U	ND	ND	0/9
Aroclor 1016	UG/L	1 U	1.1 U	ND	ND	0/9
Aroclor 1221	UG/L	2 U	2.2 U	ND	ND	0/9
Aroclor 1232	UG/L	1 U	1.1 U	ND	ND	0/9
Aroclor 1242	UG/L	1 U	1.1 U	ND	ND	0/9
Aroclor 1248	UG/L	1 U	1.1 U	ND	ND	0/9
Aroclor 1254	UG/L	1 U	1.1 U	ND	ND	0/9
Aroclor 1260	UG/L	1 U	1.1 U	ND	ND	0/9

APPENDIX H.6
GROUNDWATER TOTAL METALS

FREQUENCY OF DETECTION SUMMARY
 OPERABLE UNIT No. 11
 SITE 80 - GROUNDWATER
 REMEDIAL INVESTIGATION CTO-0274
 MCB CAMP LEJEUNE, NORTH CAROLINA
 TAL INORGANICS

Client Sample ID:	80-MW01-01	80-MW02-01	80-MW03-01	80-MW03IW-01	80-MW04-01	80-MW05-01
Laboratory Sample ID:	AD0581	AD0587	AD0578	AD2081	AD0601	AD0575
Date Sampled:	11/20/94	11/21/94	11/20/94	12/03/94	11/19/94	11/20/94

	<u>UNITS</u>						
Aluminum	UG/L	743	43000	757	40 UJ	26900	274
Antimony	UG/L	50 U	50 U	50 U	50 UJ	50 U	50 U
Arsenic	UG/L	10 U	13.6	102	10 UJ	10 U	10 U
Barium	UG/L	49.5	229	19.6 J	2 UJ	252	67.1
Beryllium	UG/L	1 U	1.5	1 U	1 UJ	1.2	1 U
Cadmium	UG/L	5 U	5 U	5 U	5 UJ	5 U	5 U
Calcium	UG/L	2360	21700	64900	47.3 UJ	6810	9190
Chromium	UG/L	10 U	65	10 U	10 UJ	53.3	10 U
Cobalt	UG/L	10 U	10 U	10 U	10 UJ	10 U	10 U
Copper	UG/L	10 U	14.5	10 U	10 UJ	13.5	10 U
Iron	UG/L	39.8 U	21500	9460	10 UJ	23800	45.6 U
Lead	UG/L	3 U	30 J	3 U	3 UJ	28.2 J	3 U
Magnesium	UG/L	3330	21000	3590	50 UJ	7280	5820
Manganese	UG/L	2 U	103	369	2 UJ	43.9	47.7
Mercury	UG/L	0.2 U	0.42	0.2 U	0.2 UJ	0.2 U	0.2 U
Nickel	UG/L	20 U	20 U	20 U	20 UJ	24	20 U
Potassium	UG/L	1000 U	13800	14600	1000 UJ	4320	2170
Selenium	UG/L	5 U	5 U	5 U	5 UJ	5 U	5 U
Silver	UG/L	5 U	5 U	5 U	5 UJ	5 U	5 U
Sodium	UG/L	7470	8040	6910	100 UJ	6260	23100
Thallium	UG/L	10 U	10 U	10 U	10 UJ	10 U	10 U
Vanadium	UG/L	10 U	44.9	10 U	10 UJ	40.7	10 U
Zinc	UG/L	22.6 UJ	76.5 J	52.3 UJ	40.7 UJ	63 UJ	52.8 UJ

FREQUENCY OF DETECTION SUMMARY
 OPERABLE UNIT No. 11
 SITE 80 - GROUNDWATER
 REMEDIAL INVESTIGATION CTO-0274
 MCB CAMP LEJEUNE, NORTH CAROLINA
 TAL INORGANICS

Client Sample ID:	80-MW06-01	80-MW07-01
Laboratory Sample ID:	AD0567	AD0604
Date Sampled:	11/20/94	11/19/94

	<u>UNITS</u>		
Aluminum	UG/L	840	663
Antimony	UG/L	50 U	50 U
Arsenic	UG/L	10 U	10 U
Barium	UG/L	80.1	70.2
Beryllium	UG/L	1 U	1 U
Cadmium	UG/L	5 U	5 U
Calcium	UG/L	15700	6460
Chromium	UG/L	10 U	10 U
Cobalt	UG/L	10 U	10 U
Copper	UG/L	10 U	10 U
Iron	UG/L	121 U	52.1 U
Lead	UG/L	5.7 J	3 U
Magnesium	UG/L	11400	3770
Manganese	UG/L	81.7	28.1 UJ
Mercury	UG/L	0.2 U	0.2 U
Nickel	UG/L	20 U	20 U
Potassium	UG/L	8720	1680
Selenium	UG/L	5 U	5 U
Silver	UG/L	5 U	5 U
Sodium	UG/L	8980	20300
Thallium	UG/L	10 U	10 U
Vanadium	UG/L	10 U	10 U
Zinc	UG/L	106	37.9 UJ

FREQUENCY OF DETECTION SUMMARY
 OPERABLE UNIT No. 11
 SITE 80 - GROUNDWATER
 REMEDIAL INVESTIGATION CTO-0274
 MCB CAMP LEJEUNE, NORTH CAROLINA
 TAL INORGANICS

Client Sample ID: Laboratory Sample ID: Date Sampled:		MINIMUM NONDETECTED	MAXIMUM NONDETECTED	MINIMUM DETECTED	MAXIMUM DETECTED	LOCATION OF MAXIMUM DETECTED	FREQUENCY OF DETECTION
	<u>UNITS</u>						
	Aluminum	40 UJ	40 UJ	274	43000	80-MW02-01	7/8
	Antimony	50 U	50 U	ND	ND		0/8
	Arsenic	10 U	10 U	13.6	102	80-MW03-01	2/8
	Barium	2 UJ	2 UJ	19.6 J	252	80-MW04-01	7/8
	Beryllium	1 U	1 U	1.2	1.5	80-MW02-01	2/8
	Cadmium	5 U	5 U	ND	ND		0/8
	Calcium	47.3 UJ	47.3 UJ	2360	64900	80-MW03-01	7/8
	Chromium	10 U	10 U	53.3	65	80-MW02-01	2/8
	Cobalt	10 U	10 U	ND	ND		0/8
	Copper	10 U	10 U	13.5	14.5	80-MW02-01	2/8
	Iron	10 UJ	121 U	9460	23800	80-MW04-01	3/8
	Lead	3 U	3 U	5.7 J	30 J	80-MW02-01	3/8
	Magnesium	50 UJ	50 UJ	3330	21000	80-MW02-01	7/8
	Manganese	2 U	28.1 UJ	43.9	369	80-MW03-01	5/8
	Mercury	0.2 U	0.2 U	0.42	0.42	80-MW02-01	1/8
	Nickel	20 U	20 U	24	24	80-MW04-01	1/8
	Potassium	1000 U	1000 U	1680	14600	80-MW03-01	6/8
	Selenium	5 U	5 U	ND	ND		0/8
	Silver	5 U	5 U	ND	ND		0/8
	Sodium	100 UJ	100 UJ	6260	23100	80-MW05-01	7/8
	Thallium	10 U	10 U	ND	ND		0/8
	Vanadium	10 U	10 U	40.7	44.9	80-MW02-01	2/8
	Zinc	22.6 UJ	63 UJ	76.5 J	106	80-MW06-01	2/8

APPENDIX H.6.1
ROUND TWO GROUNDWATER TOTAL METALS

FREQUENCY OF DETECTION SUMMARY
OPERABLE UNIT No. 11
SITE 80 - ROUND 2 - GROUNDWATER
REMEDIAL INVESTIGATION CTO-0274
MCB CAMP LEJEUNE, NORTH CAROLINA
TAL INORGANICS

Client Sample ID:	80-MW01-02	80-MW02-02	80-MW03-2	80-MW03IW-02	80-MW04-02	80-MW05-02
Laboratory Sample ID:	AH3924	AH3921	9511G321-001	AH3887	AH3922	AH3926
Date Sampled:	12/17/95	12/15/95	11/15/95	12/14/95	12/17/95	12/15/95
TOTAL ANALYTES (ug/L)						
Aluminum	672	4370	37.5	34.2 U	696	17100
Antimony	20.5 U	20.5 U	12.3 U	20.5 U	20.5 U	20.5 U
Arsenic	2.4 U	2.4 U	42	2.4 U	2.4 U	2.4 U
Barium	55.6	135	12.1	11.7	181	405
Beryllium	0.3 U	0.69 U	0.3 U	0.3 U	0.3 U	0.37 U
Cadmium	3.5 U	3.5 U	4.2 U	3.5 U	3.5 U	3.5 U
Calcium	1630	13100	29100	78700	6780	53800
Chromium	3.5 U	6.5 U	4.6 U	3.5 U	3.9 U	5.9 U
Cobalt	10.1 UJ	8.6 U	2.2 U	13.9 UJ	10.3 UJ	22.2 UJ
Copper	5.5 UJ	6.8 UJ	2.4	1.7 U	4.8 UJ	7.3 UJ
Iron	8.7 U	64.3 U	13900	251	25.2 U	16.8 U
Lead	4.6	2.4	0.8 U	2.3 U	2.3 U	2.3 U
Magnesium	3680	11300	3580	2580	7860	39000
Manganese	1.3 UJ	51.4	202	67	21.3	44.5
Mercury	0.2 U	0.2 U	0.1 U	0.2 U	0.2 U	0.54
Nickel	8.1 U	8.1 U	3.7 U	8.1 UJ	8.1 U	8.1 U
Potassium	1130	14300	18300	1140	3430	10200
Selenium	4 U	4 U	1.5 U	4 U	4 U	4 U
Silver	3.8 U	3.8 U	3.2 U	3.8 U	3.8 U	3.8
Sodium	10100	8210	6250	9590	6760	26100
Thallium	4.5 U	13.4	1.3 U	12 U	5.1	4.5 U
Vanadium	12.9 UJ	19.5 UJ	3.3	20.4 U	13.4 UJ	28.9 UJ
Zinc	12.4 UJ	23.7 U	45.1	21.5	13.8 UJ	21.6 U

FREQUENCY OF DETECTION SUMMARY
OPERABLE UNIT No. 11
SITE 80 - ROUND 2 - GROUNDWATER
REMEDIAL INVESTIGATION CTO-0274
MCB CAMP LEJEUNE, NORTH CAROLINA
TAL INORGANICS

Client Sample ID:	80-MW06-02	80-MW07-02	80-MW08-02
Laboratory Sample ID:	AH3925	AH3888	AH3923
Date Sampled:	12/15/95	12/14/95	12/16/95
TOTAL ANALYTES (ug/L)			
Aluminum	898	1310	491
Antimony	20.5 U	20.5 U	20.5 U
Arsenic	2.4 U	2.4 U	2.4 U
Barium	94.9	80.9	63.1
Beryllium	0.52 U	0.3 U	0.3 U
Cadmium	3.5 U	3.5 U	3.5 U
Calcium	17500	4730	18700
Chromium	3.5 U	3.5 U	5.3 U
Cobalt	14.1 UJ	23.5 UJ	12 UJ
Copper	5.8 UJ	1.7 U	5 UJ
Iron	8.7 U	23.4 U	266
Lead	12.8	2.3 U	2.3 U
Magnesium	12800	3470	8220
Manganese	90.8	17.9 J	20.8
Mercury	0.2 U	0.2 U	0.2 U
Nickel	10.1	8.1 UJ	8.1 U
Potassium	11200	1460	3290
Selenium	4 U	4 U	4 U
Silver	3.8 U	3.8 U	3.8 U
Sodium	8950	14700	12100
Thallium	4.5 U	6.5 U	4.5 U
Vanadium	19.9 UJ	10.2 UJ	14.2 UJ
Zinc	42.2 U	26.4	11.8 UJ

FREQUENCY OF DETECTION SUMMARY
OPERABLE UNIT No. 11
SITE 80 - ROUND 2 - GROUNDWATER
REMEDIAL INVESTIGATION CTO-0274
MCB CAMP LEJEUNE, NORTH CAROLINA
TAL INORGANICS

Client Sample ID:
 Laboratory Sample ID:
 Date Sampled:

	MINIMUM NONDETECTED	MAXIMUM NONDETECTED	MINIMUM DETECTED	MAXIMUM DETECTED	LOCATION OF MAXIMUM DETECTED	FREQUENCY OF DETECTION
TOTAL ANALYTES (ug/L)						
Aluminum	34.2 U	34.2 U	37.5	17100	80-MW05-02	8/9
Antimony	12.3 U	20.5 U	ND	ND		0/9
Arsenic	2.4 U	2.4 U	42	42	80-MW03-2	1/9
Barium	NA	NA	11.7	405	80-MW05-02	9/9
Beryllium	0.3 U	0.69 U	ND	ND		0/9
Cadmium	3.5 U	4.2 U	ND	ND		0/9
Calcium	NA	NA	1630	78700	80-MW03IW-02	9/9
Chromium	3.5 U	6.5 U	ND	ND		0/9
Cobalt	2.2 U	23.5 UJ	ND	ND		0/9
Copper	1.7 U	7.3 UJ	2.4	2.4	80-MW03-2	1/9
Iron	8.7 U	64.3 U	251	13900	80-MW03-2	3/9
Lead	0.8 U	2.3 U	2.4	12.8	80-MW06-02	3/9
Magnesium	NA	NA	2580	39000	80-MW05-02	9/9
Manganese	1.3 UJ	1.3 UJ	17.9 J	202	80-MW03-2	8/9
Mercury	0.1 U	0.2 U	0.54	0.54	80-MW05-02	1/9
Nickel	3.7 U	8.1 U	10.1	10.1	80-MW06-02	1/9
Potassium	NA	NA	1130	18300	80-MW03-2	9/9
Selenium	1.5 U	4 U	ND	ND		0/9
Silver	3.2 U	3.8 U	3.8	3.8	80-MW05-02	1/9
Sodium	NA	NA	6250	26100	80-MW05-02	9/9
Thallium	1.3 U	12 U	5.1	13.4	80-MW02-02	2/9
Vanadium	10.2 UJ	28.9 UJ	3.3	3.3	80-MW03-2	1/9
Zinc	11.8 UJ	42.2 U	21.5	45.1	80-MW03-2	3/9

APPENDIX H.7
GROUNDWATER DISSOLVED METALS

FREQUENCY OF DETECTION SUMMARY
 OPERABLE UNIT No. 11
 SITE 80 - GROUNDWATER
 REMEDIAL INVESTIGATION CTO-0274
 MCB CAMP LEJEUNE, NORTH CAROLINA
 TAL DISSOLVED INORGANICS

Client Sample ID:	80-MW01D-01	80-MW02D-01	80-MW03D-01	80-MW03IWD-01	80-MW04D-01	80-MW05D-01
Laboratory Sample ID:	AD0613	AD0615	AD0611	AD2090	AD0617	AD0609
Date Sampled:	11/21/94	11/21/94	11/20/94	12/01/94	11/19/94	11/20/94

	UNITS	80-MW01D-01	80-MW02D-01	80-MW03D-01	80-MW03IWD-01	80-MW04D-01	80-MW05D-01
Aluminum	UG/L	751	13400	40 U	40 U	231	177 U
Antimony	UG/L	50 U	51.1	50 U	50 U	50 U	50 U
Arsenic	UG/L	10 U	10 U	79.8	10 U	10 U	10 U
Barium	UG/L	50.4	122	11.8 J	22.5 J	127	58.4
Beryllium	UG/L	1 U	1.3	1 U	1 UJ	1 U	1 U
Cadmium	UG/L	5 U	5 U	5 U	5 U	5 U	5 U
Calcium	UG/L	2610	26300	73600	72800	7420	8680
Chromium	UG/L	10 U	10 U	10 U	10 U	10 U	10 U
Cobalt	UG/L	10 U	12.7	10 U	10 U	10 U	10 U
Copper	UG/L	10 U	10 U	10 U	10 U	12.4	17.4
Iron	UG/L	97.8 U	219 U	6780	66.6 U	36.8 U	76.8 U
Lead	UG/L	4.6 J	3 U	3 U	3 U	4.1 J	3 U
Magnesium	UG/L	3490	24800	4080	3120	6310	5410
Manganese	UG/L	5.9 UJ	121	414	51.3	33.9 UJ	45.3
Mercury	UG/L	0.2 U	0.2 U	0.2 U	0.2 U	0.2 U	0.2 U
Nickel	UG/L	20 U	20 U	20 U	20 U	20 U	20 U
Potassium	UG/L	1000 U	16000	17000	1030	2910	2140
Selenium	UG/L	5 U	5 U	5 U	5 U	5 U	5 U
Silver	UG/L	5 U	5 U	5 U	5 U	5 U	5 U
Sodium	UG/L	7940	9690	7990	20300	7930	21400
Thallium	UG/L	10 U	10 U	10 U	10 U	10 U	10 U
Vanadium	UG/L	10 U	10 U	10 U	10 U	10 U	10 U
Zinc	UG/L	21.3 UJ	52.6 UJ	24.8 UJ	40.4 UJ	48.3 UJ	93.7 J

FREQUENCY OF DETECTION SUMMARY
 OPERABLE UNIT No. 11
 SITE 80 - GROUNDWATER
 REMEDIAL INVESTIGATION CTO-0274
 MCB CAMP LEJEUNE, NORTH CAROLINA
 TAL DISSOLVED INORGANICS

Client Sample ID:	80-MW06D-01	80-MW07D-01
Laboratory Sample ID:	AD0607	AD0618
Date Sampled:	11/20/94	11/19/94

	<u>UNITS</u>		
Aluminum	UG/L	753	491
Antimony	UG/L	50 U	50 U
Arsenic	UG/L	10 U	10 U
Barium	UG/L	81.9	67.8
Beryllium	UG/L	1 U	1 U
Cadmium	UG/L	5 U	5 U
Calcium	UG/L	16500	6500
Chromium	UG/L	10 U	10 U
Cobalt	UG/L	10 U	10 U
Copper	UG/L	17.2	14.5
Iron	UG/L	90.9 U	46.8 U
Lead	UG/L	3 U	3 U
Magnesium	UG/L	11800	3760
Manganese	UG/L	85.5	28.1 UJ
Mercury	UG/L	0.2 U	0.2 U
Nickel	UG/L	20 U	20 U
Potassium	UG/L	8580	2320
Selenium	UG/L	5 U	5 U
Silver	UG/L	5 U	5 U
Sodium	UG/L	9260	20300
Thallium	UG/L	10 U	10 U
Vanadium	UG/L	10 U	10 U
Zinc		53.1 UJ	44.8 UJ

FREQUENCY OF DETECTION SUMMARY
 OPERABLE UNIT No. 11
 SITE 80 - GROUNDWATER
 REMEDIAL INVESTIGATION CTO-0274
 MCB CAMP LEJEUNE, NORTH CAROLINA
 TAL DISSOLVED INORGANICS

Client Sample ID: Laboratory Sample ID: Date Sampled:	MINIMUM NONDETECTED	MAXIMUM NONDETECTED	MINIMUM DETECTED	MAXIMUM DETECTED	LOCATION OF MAXIMUM DETECTED	FREQUENCY OF DETECTION
	<u>UNITS</u>					
Aluminum	UG/L	40 U	177 U	231	13400	80-MW02D-01 5/8
Antimony	UG/L	50 U	50 U	51.1	51.1	80-MW02D-01 1/8
Arsenic	UG/L	10 U	10 U	79.8	79.8	80-MW03D-01 1/8
Barium	UG/L	NA	NA	11.8 J	127	80-MW04D-01 8/8
Beryllium	UG/L	1 U	1 U	1.3	1.3	80-MW02D-01 1/8
Cadmium	UG/L	5 U	5 U	ND	ND	0/8
Calcium	UG/L	NA	NA	2610	73600	80-MW03D-01 8/8
Chromium	UG/L	10 U	10 U	ND	ND	0/8
Cobalt	UG/L	10 U	10 U	12.7	12.7	80-MW02D-01 1/8
Copper	UG/L	10 U	10 U	12.4	17.4	80-MW05D-01 4/8
Iron	UG/L	36.8 U	219 U	6780	6780	80-MW03D-01 1/8
Lead	UG/L	3 U	3 U	4.1 J	4.6 J	80-MW01D-01 2/8
Magnesium	UG/L	NA	NA	3120	24800	80-MW02D-01 8/8
Manganese	UG/L	5.9 UJ	33.9 UJ	45.3	414	80-MW03D-01 5/8
Mercury	UG/L	0.2 U	0.2 U	ND	ND	0/8
Nickel	UG/L	20 U	20 U	ND	ND	0/8
Potassium	UG/L	1000 U	1000 U	1030	17000	80-MW03D-01 7/8
Selenium	UG/L	5 U	5 U	ND	ND	0/8
Silver	UG/L	5 U	5 U	ND	ND	0/8
Sodium	UG/L	NA	NA	7930	21400	80-MW05D-01 8/8
Thallium	UG/L	10 U	10 U	ND	ND	0/8
Vanadium	UG/L	10 U	10 U	ND	ND	0/8
Zinc		21.3 UJ	53.1 UJ	93.7 J	93.7 J	80-MW05D-01 1/8

APPENDIX I
FIELD DUPLICATE SUMMARIES

APPENDIX I.1
SOIL ORGANICS

FIELD DUPLICATE SUMMARY
 OPERABLE UNIT No. 11
 SITE 80 - FIELD DUPLICATES - SOIL
 REMEDIAL INVESTIGATION CTO-0274
 MCB CAMP LEJEUNE, NORTH CAROLINA
 TCL ORGANICS

Client Sample ID:	80-LA-SB04-00	80-LA-SB04-00D	80-LA-SB04-06	80-LA-SB04-06D	80-MA-SB01-00	80-MA-SB01-00D
Laboratory Sample ID:	AC6885	AC6889	AC6922	AC6928	AC6904	AC6918
Date Sampled:	11/02/94	11/02/94	11/02/94	11/02/94	11/02/94	11/02/94

	UNITS						
<u>VOLATILES</u>							
Chloromethane	UG/KG	12 U	11 U	12 U	12 U	11 U	11 U
Bromomethane	UG/KG	12 UJ	11 UJ	12 U	12 U	11 UJ	11 UJ
Vinyl chloride	UG/KG	12 UJ	11 UJ	12 U	12 U	11 U	11 U
Chloroethane	UG/KG	12 U	11 U	12 U	12 U	11 U	11 U
Methylene chloride	UG/KG	12 U	11 U	12 U	12 U	11 U	11 U
Acetone	UG/KG	12 U	18 U	830 U	240 U	11 U	11 U
Carbon Disulfide	UG/KG	12 U	11 U	12 U	12 U	11 U	11 U
1,1-Dichloroethene	UG/KG	12 U	11 U	12 U	12 U	11 U	11 U
1,1-Dichloroethane	UG/KG	12 U	11 U	12 U	12 U	11 U	11 U
1,2-Dichloroethene(total)	UG/KG	12 U	11 U	12 U	12 U	11 U	11 U
Chloroform	UG/KG	12 U	11 U	12 U	12 U	11 U	11 U
1,2-Dichloroethane	UG/KG	12 U	11 U	12 U	12 U	11 U	11 U
2-Butanone	UG/KG	14 U	15 U	19 U	21 U	14 U	12 U
1,1,1-Trichloroethane	UG/KG	12 U	11 U	12 U	12 U	11 U	11 U
Carbon tetrachloride	UG/KG	12 U	11 U	12 U	12 U	11 U	11 U
Bromodichloromethane	UG/KG	12 U	11 U	12 U	12 U	11 U	11 U
1,2-Dichloropropane	UG/KG	12 U	11 U	12 U	12 U	11 U	11 U
cis-1,3-Dichloropropene	UG/KG	12 U	11 U	12 U	12 U	11 U	11 U
Trichloroethene	UG/KG	12 U	11 U	12 U	12 U	11 U	11 U
Dibromochloromethane	UG/KG	12 U	11 U	12 U	12 U	11 U	11 U
1,1,2-Trichloroethane	UG/KG	12 U	11 U	12 U	12 U	11 U	11 U
Benzene	UG/KG	12 U	11 U	12 U	12 U	11 U	11 U
trans-1,3-Dichloropropene	UG/KG	12 U	11 U	12 U	12 U	11 U	11 U
Bromoform	UG/KG	12 U	11 U	12 U	12 U	11 U	11 U
4-Methyl-2-pentanone	UG/KG	12 U	11 U	12 U	12 U	11 U	11 U
2-Hexanone	UG/KG	12 U	11 U	12 U	12 U	11 U	11 U
Tetrachloroethene	UG/KG	12 U	11 U	12 U	12 U	11 U	11 U
1,1,2,2-Tetrachloroethane	UG/KG	12 U	11 U	12 U	12 U	11 U	11 U
Toluene	UG/KG	12 U	11 U	12 U	12 U	11 U	11 U
Chlorobenzene	UG/KG	12 U	11 U	12 U	12 U	11 U	11 U
Ethylbenzene	UG/KG	12 U	11 U	12 U	12 U	11 U	11 U
Styrene	UG/KG	12 U	11 U	12 U	12 U	11 U	11 U
Xylenes (total)	UG/KG	12 U	11 U	12 U	12 U	11 U	11 U

FIELD DUPLICATE SUMMARY
 OPERABLE UNIT No. 11
 SITE 80 - FIELD DUPLICATES - SOIL
 REMEDIAL INVESTIGATION CTO-0274
 MCB CAMP LEJEUNE, NORTH CAROLINA
 TCL ORGANICS

Client Sample ID:	80-LA-SB04-00	80-LA-SB04-00D	80-LA-SB04-06	80-LA-SB04-06D	80-MA-SB01-00	80-MA-SB01-00D
Laboratory Sample ID:	AC6885	AC6889	AC6922	AC6928	AC6904	AC6918
Date Sampled:	11/02/94	11/02/94	11/02/94	11/02/94	11/02/94	11/02/94

	UNITS						
<u>SEMIVOLATILES</u>							
Phenol	UG/KG	370 U	370 U	390 U	390 U	340 U	350 U
bis(2-Chloroethyl) ether	UG/KG	370 U	370 U	390 U	390 U	340 U	350 U
2-Chlorophenol	UG/KG	370 U	370 U	390 U	390 U	340 U	350 U
1,3-Dichlorobenzene	UG/KG	370 U	370 U	390 U	390 U	340 U	350 U
1,4-Dichlorobenzene	UG/KG	370 U	370 U	390 U	390 U	340 U	350 U
1,2-Dichlorobenzene	UG/KG	370 U	370 U	390 U	390 U	340 U	350 U
2-Methylphenol	UG/KG	370 U	370 U	390 U	390 U	340 U	350 U
2,2'-oxybis-(1-chloropropane)	UG/KG	370 U	370 U	390 U	390 U	340 U	350 U
4-Methylphenol	UG/KG	370 U	370 U	390 U	390 U	340 U	350 U
N-Nitroso-di-n-propylamine	UG/KG	370 U	370 U	390 U	390 U	340 U	350 U
Hexachloroethane	UG/KG	370 U	370 U	390 U	390 U	340 U	350 U
Nitrobenzene	UG/KG	370 U	370 U	390 U	390 U	340 U	350 U
Isophorone	UG/KG	370 U	370 U	390 U	390 U	340 U	350 U
2-Nitrophenol	UG/KG	370 U	370 U	390 U	390 U	340 U	350 U
2,4-Dimethylphenol	UG/KG	370 U	370 U	390 U	390 U	340 U	350 U
bis(2-Chloroethoxy) methane	UG/KG	370 U	370 U	390 U	390 U	340 U	350 U
2,4-Dichlorophenol	UG/KG	370 U	370 U	390 U	390 U	340 U	350 U
1,2,4-Trichlorobenzene	UG/KG	370 U	370 U	390 U	390 U	340 U	350 U
Naphthalene	UG/KG	370 U	370 U	390 U	390 U	340 U	350 U
4-Chloroaniline	UG/KG	370 U	370 U	390 U	390 U	340 U	350 U
Hexachlorobutadiene	UG/KG	370 U	370 U	390 U	390 U	340 U	350 U
4-Chloro-3-methylphenol	UG/KG	370 U	370 U	390 U	390 U	340 U	350 U
2-Methylnaphthalene	UG/KG	370 U	370 U	390 U	390 U	340 U	350 U
Hexachlorocyclopentadiene	UG/KG	370 U	370 U	390 U	390 U	340 U	350 U
2,4,6-Trichlorophenol	UG/KG	370 U	370 U	390 U	390 U	340 U	350 U
2,4,5-Trichlorophenol	UG/KG	900 U	900 U	950 U	950 U	830 U	840 U
2-Chloronaphthalene	UG/KG	370 U	370 U	390 U	390 U	340 U	350 U
2-Nitroaniline	UG/KG	900 U	900 U	950 U	950 U	830 U	840 U
Dimethyl phthalate	UG/KG	370 U	370 U	390 U	390 U	340 U	350 U
Acenaphthylene	UG/KG	370 U	370 U	390 U	390 U	340 U	350 U
2,6-Dinitrotoluene	UG/KG	370 U	370 U	390 U	390 U	340 U	350 U
3-Nitroaniline	UG/KG	900 U	900 U	950 U	950 U	830 U	840 U
Acenaphthene	UG/KG	370 U	370 U	390 U	390 U	340 U	350 U

FIELD DUPLICATE SUMMARY
 OPERABLE UNIT No. 11
 SITE 80 - FIELD DUPLICATES - SOIL
 REMEDIAL INVESTIGATION CTO-0274
 MCB CAMP LEJEUNE, NORTH CAROLINA
 TCL ORGANICS

Client Sample ID:	80-LA-SB04-00	80-LA-SB04-00D	80-LA-SB04-06	80-LA-SB04-06D	80-MA-SB01-00	80-MA-SB01-00D
Laboratory Sample ID:	AC6885	AC6889	AC6922	AC6928	AC6904	AC6918
Date Sampled:	11/02/94	11/02/94	11/02/94	11/02/94	11/02/94	11/02/94

	UNITS						
<u>SEMIVOLATILES Cont.</u>							
2,4-Dinitrophenol	UG/KG	900 U	900 U	950 U	950 U	830 U	840 U
4-Nitrophenol	UG/KG	900 UJ	900 UJ	950 UJ	950 UJ	830 UJ	840 UJ
Dibenzofuran	UG/KG	370 U	370 U	390 U	390 U	340 U	350 U
2,4-Dinitrotoluene	UG/KG	370 U	370 U	390 U	390 U	340 U	350 U
Diethylphthalate	UG/KG	370 U	370 U	390 U	390 U	340 U	350 U
4-Chlorophenyl phenyl ether	UG/KG	370 U	370 UJ	390 UJ	390 UJ	340 UJ	350 UJ
Fluorene	UG/KG	370 U	370 U	390 U	390 U	340 U	350 U
4-Nitroaniline	UG/KG	900 U	900 UJ	950 UJ	950 UJ	830 UJ	840 UJ
4,6-Dinitro-2-methylphenol	UG/KG	900 U	900 U	950 U	950 U	830 U	840 U
N-nitrosodiphenylamine	UG/KG	370 U	370 U	390 U	390 U	340 U	350 U
4-Bromophenyl-phenylether	UG/KG	370 U	370 U	390 U	390 U	340 U	350 U
Hexachlorobenzene	UG/KG	370 U	41 J	390 U	390 U	340 U	350 U
Pentachlorophenol	UG/KG	900 UJ	900 U	950 U	950 U	830 U	840 U
Phenanthrene	UG/KG	370 U	370 U	390 U	390 U	340 U	350 U
Anthracene	UG/KG	370 U	370 U	390 U	390 U	340 U	350 U
Carbazole	UG/KG	370 U	370 U	390 U	390 U	340 U	350 U
di-n-Butylphthalate	UG/KG	370 U	370 U	390 U	390 U	340 U	350 U
Fluoranthene	UG/KG	370 U	370 U	390 U	390 U	340 U	350 U
Pyrene	UG/KG	370 U	370 U	390 U	390 U	340 U	350 U
Butyl benzyl phthalate	UG/KG	370 U	370 U	390 U	390 U	340 U	350 U
3,3'-Dichlorobenzidine	UG/KG	370 U	370 U	390 U	390 U	340 U	350 U
Benzo[a]anthracene	UG/KG	370 U	370 U	390 U	390 U	340 U	350 U
Chrysene	UG/KG	370 U	370 U	390 U	390 U	340 U	350 U
bis(2-Ethylhexyl)phthalate	UG/KG	370 U	370 U	390 U	390 U	340 U	350 U
di-n-Octylphthalate	UG/KG	370 U	370 U	390 U	390 U	340 U	350 U
Benzo[b]fluoranthene	UG/KG	370 U	370 U	390 U	390 U	340 U	350 U
Benzo[k]fluoranthene	UG/KG	370 UJ	370 U	390 U	390 U	340 U	350 U
Benzo[a]pyrene	UG/KG	370 U	370 U	390 U	390 U	340 U	350 U
Indeno[1,2,3-cd]pyrene	UG/KG	370 U	370 U	390 U	390 U	340 U	350 U
Dibenz[a,h]anthracene	UG/KG	370 U	370 U	390 U	390 U	340 U	350 U
Benzo[g,h,i]perylene	UG/KG	370 U	370 U	390 U	390 U	340 U	350 U

FIELD DUPLICATE SUMMARY
 OPERABLE UNIT No. 11
 SITE 80 - FIELD DUPLICATES - SOIL
 REMEDIAL INVESTIGATION CTO-0274
 MCB CAMP LEJEUNE, NORTH CAROLINA
 TCL ORGANICS

Client Sample ID:	80-LA-SB04-00	80-LA-SB04-00D	80-LA-SB04-06	80-LA-SB04-06D	80-MA-SB01-00	80-MA-SB01-00D
Laboratory Sample ID:	AC6885	AC6889	AC6922	AC6928	AC6904	AC6918
Date Sampled:	11/02/94	11/02/94	11/02/94	11/02/94	11/02/94	11/02/94

	UNITS						
<u>PESTICIDES/PCBs</u>							
alpha-BHC	UG/KG	3.9 U	3.8 U	2 U	2 U	1.8 U	1.8 U
beta-BHC	UG/KG	3.9 UJ	3.8 UJ	2 UJ	2 UJ	1.8 UJ	1.8 UJ
delta-BHC	UG/KG	3.9 U	3.8 U	2 U	2 U	1.8 U	1.8 U
Lindane (gamma-BHC)	UG/KG	3.9 U	3.8 U	2 U	2 U	1.8 U	1.8 U
Heptachlor	UG/KG	3.9 U	3.8 U	2 U	2 U	1.8 U	1.8 U
Aldrin	UG/KG	11	11	2.6	2.8	1.8 U	1.8 U
Heptachlor epoxide	UG/KG	3.9 U	3.8 U	2 U	2 U	1.8 U	1.8 U
Endosulfan I	UG/KG	3.9 U	3.8 U	2 U	2 U	1.8 U	1.8 U
Dieldrin	UG/KG	630 J	580	3.8 U	3.9 U	3.4 U	3.6 U
4,4'-DDE	UG/KG	130	130	3.8 U	3.9 U	89	110
Endrin	UG/KG	7.5 U	7.4 U	3.8 U	3.9 U	3.4 U	3.6 U
Endosulfan II	UG/KG	7.5 U	7.4 U	3.8 U	3.9 U	3.4 U	3.6 U
4,4'-DDD	UG/KG	24	28 J	3.8 U	3.9 U	3.4 U	3.6 U
Endosulfan sulfate	UG/KG	7.5 U	7.4 U	3.8 U	3.9 U	3.4 U	3.6 U
4,4'-DDT	UG/KG	29	29	3.8 U	3.9 U	68	81
Methoxychlor	UG/KG	39 U	38 U	20 U	20 U	18 U	18 U
Endrin ketone	UG/KG	7.5 U	7.4 U	3.8 U	3.9 U	3.4 U	3.6 U
Endrin aldehyde	UG/KG	7.5 U	7.4 U	3.8 U	3.9 U	3.4 U	3.6 U
alpha-Chlordane	UG/KG	92 J	84 J	2 U	2 U	1.8 U	1.8 U
gamma-Chlordane	UG/KG	91 J	86 J	2 U	2 U	1.8 U	1.8 U
Toxaphene	UG/KG	390 U	380 U	200 U	200 U	180 U	180 U
Aroclor 1016	UG/KG	75 U	74 U	38 U	39 U	34 U	36 U
Aroclor 1221	UG/KG	150 U	150 U	78 U	80 U	69 U	73 U
Aroclor 1232	UG/KG	75 U	74 U	38 U	39 U	34 U	36 U
Aroclor 1242	UG/KG	75 U	74 U	38 U	39 U	34 U	36 U
Aroclor 1248	UG/KG	75 U	74 U	38 U	39 U	34 U	36 U
Aroclor 1254	UG/KG	75 U	74 U	38 U	39 U	34 U	36 U
Aroclor 1260	UG/KG	75 U	74 U	38 U	39 U	34 U	36 U

FIELD DUPLICATE SUMMARY
 OPERABLE UNIT No. 11
 SITE 80 - FIELD DUPLICATES - SOIL
 REMEDIAL INVESTIGATION CTO-0274
 MCB CAMP LEJEUNE, NORTH CAROLINA
 TCL ORGANICS

Client Sample ID:	80-MA-SB01-06	80-MA-SB01-06D	80-MW031W-03	80-MW031W-03D	80-OA-SB01-00	80-OA-SB01-00D
Laboratory Sample ID:	AC6910	AC6920	Q41118708	Q41118711	Q41118112	Q41118115
Date Sampled:	11/02/94	11/02/94	11/05/94	11/05/94	11/03/94	11/03/94

	UNITS						
<u>VOLATILES</u>							
Chloromethane	UG/KG	13 U	12 U	12 U	12 U	12 U	11 U
Bromomethane	UG/KG	13 UJ	12 UJ	12 U	12 U	12 U	11 UJ
Vinyl chloride	UG/KG	13 U	12 U	12 UJ	12 U	12 U	11 UJ
Chloroethane	UG/KG	13 U	12 U	12 U	12 U	12 U	11 U
Methylene chloride	UG/KG	13 U	12 U	12 U	12 U	12 U	11 U
Acetone	UG/KG	25 U	38 U	110 J	25 J	12 U	11 UJ
Carbon Disulfide	UG/KG	13 U	12 U	12 U	12 U	12 U	11 U
1,1-Dichloroethene	UG/KG	13 U	12 U	12 U	12 U	12 U	11 U
1,1-Dichloroethane	UG/KG	13 U	12 U	12 U	12 U	12 U	11 U
1,2-Dichloroethene(total)	UG/KG	13 U	12 U	12 U	12 U	12 U	11 U
Chloroform	UG/KG	13 U	12 U	12 U	12 U	12 U	11 U
1,2-Dichloroethane	UG/KG	13 U	12 U	12 U	12 U	12 U	11 U
2-Butanone	UG/KG	11 U	10 U	12 U	12 U	12 U	11 U
1,1,1-Trichloroethane	UG/KG	13 U	12 U	12 U	12 U	12 U	11 U
Carbon tetrachloride	UG/KG	13 U	12 U	12 U	12 U	12 U	11 U
Bromodichloromethane	UG/KG	13 U	12 U	12 U	12 U	12 U	11 U
1,2-Dichloropropane	UG/KG	13 U	12 U	12 U	12 U	12 U	11 U
cis-1,3-Dichloropropene	UG/KG	13 U	12 U	12 U	12 U	12 U	11 U
Trichloroethene	UG/KG	13 U	12 U	12 U	12 U	12 U	11 U
Dibromochloromethane	UG/KG	13 U	12 U	12 U	12 U	12 U	11 U
1,1,2-Trichloroethane	UG/KG	13 U	12 U	12 U	12 U	12 UJ	11 U
Benzene	UG/KG	13 U	12 U	12 U	12 U	12 U	11 U
trans-1,3-Dichloropropene	UG/KG	13 U	12 U	12 U	12 U	12 U	11 U
Bromoform	UG/KG	13 U	12 U	12 U	12 U	12 UJ	11 U
4-Methyl-2-pentanone	UG/KG	13 U	12 U	12 U	12 U	12 UJ	11 U
2-Hexanone	UG/KG	13 U	12 U	12 U	12 U	12 UJ	11 U
Tetrachloroethene	UG/KG	13 U	12 U	12 U	12 U	12 U	11 U
1,1,2,2-Tetrachloroethane	UG/KG	13 U	12 U	12 U	12 U	12 UJ	11 U
Toluene	UG/KG	13 U	12 U	12 U	12 U	12 U	11 U
Chlorobenzene	UG/KG	13 U	12 U	12 U	12 U	12 U	11 U
Ethylbenzene	UG/KG	13 U	12 U	12 U	12 U	12 U	11 U
Styrene	UG/KG	13 U	12 U	12 U	12 U	12 U	11 U
Xylenes (total)	UG/KG	13 U	12 U	12 U	12 U	12 U	11 U

FIELD DUPLICATE SUMMARY
 OPERABLE UNIT No. 11
 SITE 80 - FIELD DUPLICATES - SOIL
 REMEDIAL INVESTIGATION CTO-0274
 MCB CAMP LEJEUNE, NORTH CAROLINA
 TCL ORGANICS

Client Sample ID:	80-MA-SB01-06	80-MA-SB01-06D	80-MW031W-03	80-MW031W-03D	80-OA-SB01-00	80-OA-SB01-00D
Laboratory Sample ID:	AC6910	AC6920	Q41118708	Q41118711	Q41118112	Q41118115
Date Sampled:	11/02/94	11/02/94	11/05/94	11/05/94	11/03/94	11/03/94

	UNITS						
SEMIVOLATILES							
Phenol	UG/KG	430 U	410 U	400 U	400 U	380 U	390 U
bis(2-Chloroethyl) ether	UG/KG	430 U	410 U	400 U	400 U	380 U	390 U
2-Chlorophenol	UG/KG	430 U	410 U	400 U	400 U	380 U	390 U
1,3-Dichlorobenzene	UG/KG	430 U	410 U	400 U	400 U	380 U	390 U
1,4-Dichlorobenzene	UG/KG	430 U	410 U	400 U	400 U	380 U	390 U
1,2-Dichlorobenzene	UG/KG	430 U	410 U	400 U	400 U	380 U	390 UJ
2-Methylphenol	UG/KG	430 U	410 U	400 U	400 U	380 U	390 U
2,2'-oxybis-(1-chloropropane)	UG/KG	430 U	410 U	400 U	400 U	380 U	390 U
4-Methylphenol	UG/KG	430 U	410 U	400 U	400 U	380 U	390 U
N-Nitroso-di-n-propylamine	UG/KG	430 U	410 U	400 U	400 U	380 U	390 U
Hexachloroethane	UG/KG	430 U	410 U	400 U	400 U	380 U	390 U
Nitrobenzene	UG/KG	430 U	410 U	400 U	400 U	380 U	390 U
Isophorone	UG/KG	430 U	410 U	400 U	400 U	380 U	390 U
2-Nitrophenol	UG/KG	430 U	410 U	400 U	400 U	380 U	390 U
2,4-Dimethylphenol	UG/KG	430 U	410 U	400 U	400 U	380 U	390 UJ
bis(2-Chloroethoxy) methane	UG/KG	430 U	410 U	400 U	400 U	380 U	390 U
2,4-Dichlorophenol	UG/KG	430 U	410 U	400 U	400 U	380 U	390 U
1,2,4-Trichlorobenzene	UG/KG	430 U	410 U	400 U	400 U	380 U	390 U
Naphthalene	UG/KG	430 U	410 U	400 U	400 U	380 U	390 U
4-Chloroaniline	UG/KG	430 U	410 U	400 UJ	400 UJ	380 UJ	390 UJ
Hexachlorobutadiene	UG/KG	430 U	410 U	400 U	400 U	380 U	390 U
4-Chloro-3-methylphenol	UG/KG	430 U	410 U	400 U	400 U	380 U	390 U
2-Methylnaphthalene	UG/KG	430 U	410 U	400 U	400 U	380 U	390 U
Hexachlorocyclopentadiene	UG/KG	430 U	410 U	400 U	400 U	380 U	390 U
2,4,6-Trichlorophenol	UG/KG	430 U	410 U	400 U	400 U	380 U	390 U
2,4,5-Trichlorophenol	UG/KG	1000 U	980 U	960 U	980 U	930 U	940 UJ
2-Chloronaphthalene	UG/KG	430 U	410 U	400 U	400 U	380 U	390 U
2-Nitroaniline	UG/KG	1000 U	980 U	960 U	980 U	930 U	940 U
Dimethyl phthalate	UG/KG	430 U	410 U	400 U	400 U	380 U	390 U
Acenaphthylene	UG/KG	430 U	410 U	400 U	400 U	380 U	390 U
2,6-Dinitrotoluene	UG/KG	430 U	410 U	400 U	400 U	380 U	390 U
3-Nitroaniline	UG/KG	1000 U	980 U	960 U	980 U	930 U	940 U
Acenaphthene	UG/KG	430 U	410 U	400 U	400 U	380 U	390 U

FIELD DUPLICATE SUMMARY
 OPERABLE UNIT No. 11
 SITE 80 - FIELD DUPLICATES - SOIL
 REMEDIAL INVESTIGATION CTO-0274
 MCB CAMP LEJEUNE, NORTH CAROLINA
 TCL ORGANICS

Client Sample ID:	80-MA-SB01-06	80-MA-SB01-06D	80-MW031W-03	80-MW031W-03D	80-OA-SB01-00	80-OA-SB01-00D
Laboratory Sample ID:	AC6910	AC6920	Q41118708	Q41118711	Q41118112	Q41118115
Date Sampled:	11/02/94	11/02/94	11/05/94	11/05/94	11/03/94	11/03/94

	<u>UNITS</u>						
<u>SEMIVOLATILES Cont.</u>							
2,4-Dinitrophenol	UG/KG	1000 U	980 UJ	960 U	980 U	930 UJ	940 U
4-Nitrophenol	UG/KG	1000 UJ	980 UJ	960 U	980 U	930 U	940 U
Dibenzofuran	UG/KG	430 U	410 U	400 U	400 U	380 U	390 U
2,4-Dinitrotoluene	UG/KG	430 U	410 U	400 U	400 U	380 U	390 U
Diethylphthalate	UG/KG	430 U	410 U	400 U	400 U	380 U	390 U
4-Chlorophenyl phenyl ether	UG/KG	430 U	410 U	400 U	400 U	380 U	390 U
Fluorene	UG/KG	430 U	410 U	400 U	400 U	380 U	390 U
4-Nitroaniline	UG/KG	1000 UJ	980 U	960 U	980 U	930 U	940 U
4,6-Dinitro-2-methylphenol	UG/KG	1000 U	980 U	960 U	980 U	930 U	940 U
N-nitrosodiphenylamine	UG/KG	430 U	410 U	400 U	400 U	380 U	390 U
4-Bromophenyl-phenylether	UG/KG	430 U	410 U	400 U	400 U	380 U	390 U
Hexachlorobenzene	UG/KG	430 U	410 U	400 U	400 U	380 U	390 U
Pentachlorophenol	UG/KG	1000 U	980 UJ	960 U	980 U	930 UJ	940 U
Phenanthrene	UG/KG	430 U	410 U	53 J	400 U	380 U	390 U
Anthracene	UG/KG	430 U	410 U	400 U	400 U	380 U	390 U
Carbazole	UG/KG	430 U	410 U	400 U	400 U	380 U	390 U
di-n-Butylphthalate	UG/KG	430 U	410 U	3100	2200	130 J	120 J
Fluoranthene	UG/KG	430 U	410 U	400 U	400 U	380 U	390 U
Pyrene	UG/KG	430 U	410 U	400 U	400 U	380 U	390 U
Butyl benzyl phthalate	UG/KG	430 U	410 U	46 J	400 U	380 U	390 U
3,3'-Dichlorobenzidine	UG/KG	430 U	410 U	400 U	400 U	380 U	390 U
Benzo[a]anthracene	UG/KG	430 U	410 U	400 U	400 U	380 U	390 U
Chrysene	UG/KG	430 U	410 U	400 U	400 U	380 U	390 U
bis(2-Ethylhexyl)phthalate	UG/KG	430 U	410 U	400 U	400 U	380 U	390 U
di-n-Octylphthalate	UG/KG	430 U	410 U	400 U	400 U	380 U	390 U
Benzo[b]fluoranthene	UG/KG	430 U	410 U	400 U	400 U	380 U	390 U
Benzo[k]fluoranthene	UG/KG	430 U	410 UJ	400 UJ	400 UJ	380 U	390 U
Benzo[a]pyrene	UG/KG	430 U	410 U	400 U	400 U	380 U	390 U
Indeno[1,2,3-cd]pyrene	UG/KG	430 U	410 U	400 U	400 U	380 U	390 U
Dibenz[a,h]anthracene	UG/KG	430 U	410 U	400 U	400 U	380 U	390 U
Benzo[g,h,i]perylene	UG/KG	430 U	410 U	400 U	400 U	380 U	390 UJ

FIELD DUPLICATE SUMMARY
 OPERABLE UNIT No. 11
 SITE 80 - FIELD DUPLICATES - SOIL
 REMEDIAL INVESTIGATION CTO-0274
 MCB CAMP LEJEUNE, NORTH CAROLINA
 TCL ORGANICS

Client Sample ID:	80-MA-SB01-06	80-MA-SB01-06D	80-MW031W-03	80-MW031W-03D	80-OA-SB01-00	80-OA-SB01-00D
Laboratory Sample ID:	AC6910	AC6920	Q41118708	Q41118711	Q41118112	Q41118115
Date Sampled:	11/02/94	11/02/94	11/05/94	11/05/94	11/03/94	11/03/94

	UNITS						
<u>PESTICIDES/PCBs</u>							
alpha-BHC	UG/KG	2.2 U	2.1 U	2 U	2.1 U	2 U	2 U
beta-BHC	UG/KG	2.2 UJ	2.1 UJ	2 U	2.1 U	2 U	2 U
delta-BHC	UG/KG	2.2 U	2.1 U	2 U	2.1 U	2 U	2 U
Lindane (gamma-BHC)	UG/KG	2.2 U	2.1 U	2 U	2.1 U	2 U	2 U
Heptachlor	UG/KG	2.2 U	2.1 U	2 U	2.1 U	2 U	2 U
Aldrin	UG/KG	2.2 U	2.1 U	2 U	2.1 U	2 U	2 U
Heptachlor epoxide	UG/KG	2.2 U	2.1 U	2 U	2.1 U	2 U	2 U
Endosulfan I	UG/KG	2.2 U	2.1 U	2 U	2.1 U	2 U	2 U
Dieldrin	UG/KG	4.2 U	4 U	4 U	4 U	6.3	6
4,4'-DDE	UG/KG	4.2 U	4 U	4 U	4 U	26	24
Endrin	UG/KG	4.2 U	4 U	4 U	4 U	3.8 U	3.9 U
Endosulfan II	UG/KG	4.2 U	4 U	4 U	4 U	3.8 U	3.9 U
4,4'-DDD	UG/KG	4.2 U	4 U	2.5 J	4 U	6.4	5.9
Endosulfan sulfate	UG/KG	4.2 U	4 U	4 U	4 U	3.8 U	3.9 U
4,4'-DDT	UG/KG	4.2 U	4 U	4 U	4 U	2.1 J	1.8 J
Methoxychlor	UG/KG	22 U	21 U	20 U	21 U	20 U	20 U
Endrin ketone	UG/KG	4.2 U	4 U	4 U	4 U	3.8 U	3.9 U
Endrin aldehyde	UG/KG	4.2 U	4 U	4 U	4 U	3.8 U	3.9 U
alpha-Chlordane	UG/KG	2.2 U	2.1 U	2 U	2.1 U	2.1	2.1
gamma-Chlordane	UG/KG	2.2 U	2.1 U	2 U	2.1 U	2 U	2 U
Toxaphene	UG/KG	220 U	210 U	200 U	210 U	200 U	200 U
Aroclor 1016	UG/KG	42 U	40 U	40 U	40 U	38 U	39 U
Aroclor 1221	UG/KG	85 U	82 U	81 U	82 U	78 U	79 U
Aroclor 1232	UG/KG	42 U	40 U	40 U	40 U	38 U	39 U
Aroclor 1242	UG/KG	42 U	40 U	40 U	40 U	38 U	39 U
Aroclor 1248	UG/KG	42 U	40 U	40 U	40 U	38 U	39 U
Aroclor 1254	UG/KG	42 U	40 U	40 U	40 U	38 U	39 U
Aroclor 1260	UG/KG	42 U	40 U	40 U	40 U	38 U	39 U

FIELD DUPLICATE SUMMARY
 OPERABLE UNIT No. 11
 SITE 80 - FIELD DUPLICATES - SOIL
 REMEDIAL INVESTIGATION CTO-0274
 MCB CAMP LEJEUNE, NORTH CAROLINA
 TCL ORGANICS

Client Sample ID:	80-OA-SB01-07	80-OA-SB01-07D	80-SM-SB03-00	80-SM-SB03-00D	80-DPA-SB09-00	80-DPA-SB09-00D
Laboratory Sample ID:	Q41118116	Q41118117	AC6897	AC6901	AF7022	AF7024
Date Sampled:	11/03/94	11/03/94	11/02/94	11/02/94	06/14/95	06/14/95

	UNITS						
<u>VOLATILES</u>							
Chloromethane	UG/KG	11 U	11 U	11 U	11 U	NA	NA
Bromomethane	UG/KG	11 U	11 UJ	11 UJ	11 UJ	NA	NA
Vinyl chloride	UG/KG	11 U	11 UJ	11 UJ	11 U	NA	NA
Chloroethane	UG/KG	11 U	11 U	11 U	11 U	NA	NA
Methylene chloride	UG/KG	11 U	11 U	11 U	11 U	NA	NA
Acetone	UG/KG	45 U	11 UJ	26 U	11 U	NA	NA
Carbon Disulfide	UG/KG	11 U	11 U	11 U	11 U	NA	NA
1,1-Dichloroethene	UG/KG	11 U	11 U	11 U	11 U	NA	NA
1,1-Dichloroethane	UG/KG	11 U	11 U	11 U	11 U	NA	NA
1,2-Dichloroethene(total)	UG/KG	11 U	11 U	11 U	11 U	NA	NA
Chloroform	UG/KG	11 U	11 U	11 U	11 U	NA	NA
1,2-Dichloroethane	UG/KG	11 U	11 U	11 U	11 U	NA	NA
2-Butanone	UG/KG	11 U	11 U	11 U	11 U	NA	NA
1,1,1-Trichloroethane	UG/KG	11 U	11 U	11 U	11 U	NA	NA
Carbon tetrachloride	UG/KG	11 U	11 U	11 U	11 U	NA	NA
Bromodichloromethane	UG/KG	11 U	11 U	11 U	11 U	NA	NA
1,2-Dichloropropane	UG/KG	11 U	11 U	11 U	11 U	NA	NA
cis-1,3-Dichloropropene	UG/KG	11 U	11 U	11 U	11 U	NA	NA
Trichloroethene	UG/KG	11 U	11 U	11 U	11 U	NA	NA
Dibromochloromethane	UG/KG	11 U	11 U	11 U	11 U	NA	NA
1,1,2-Trichloroethane	UG/KG	11 UJ	11 U	11 U	11 U	NA	NA
Benzene	UG/KG	11 U	11 U	11 U	11 U	NA	NA
trans-1,3-Dichloropropene	UG/KG	11 U	11 U	11 U	11 U	NA	NA
Bromoform	UG/KG	11 UJ	11 U	11 U	11 U	NA	NA
4-Methyl-2-pentanone	UG/KG	11 UJ	11 U	11 U	11 U	NA	NA
2-Hexanone	UG/KG	11 UJ	11 U	11 U	11 U	NA	NA
Tetrachloroethene	UG/KG	11 U	11 U	11 U	11 U	NA	NA
1,1,2,2-Tetrachloroethane	UG/KG	11 UJ	11 U	11 U	11 U	NA	NA
Toluene	UG/KG	11 U	11 U	11 U	11 U	NA	NA
Chlorobenzene	UG/KG	11 U	11 U	11 U	11 U	NA	NA
Ethylbenzene	UG/KG	11 U	11 U	11 U	1 J	NA	NA
Styrene	UG/KG	11 U	11 U	11 U	11 U	NA	NA
Xylenes (total)	UG/KG	11 U	11 U	11 U	11 U	NA	NA

FIELD DUPLICATE SUMMARY
 OPERABLE UNIT No. 11
 SITE 80 - FIELD DUPLICATES - SOIL
 REMEDIAL INVESTIGATION CTO-0274
 MCB CAMP LEJEUNE, NORTH CAROLINA
 TCL ORGANICS

Client Sample ID:	80-OA-SB01-07	80-OA-SB01-07D	80-SM-SB03-00	80-SM-SB03-00D	80-DPA-SB09-00	80-DPA-SB09-00D
Laboratory Sample ID:	Q41118116	Q41118117	AC6897	AC6901	AF7022	AF7024
Date Sampled:	11/03/94	11/03/94	11/02/94	11/02/94	06/14/95	06/14/95

	UNITS						
<u>SEMIVOLATILES</u>							
Phenol	UG/KG	350 U	350 U	340 U	340 U	NA	NA
bis(2-Chloroethyl) ether	UG/KG	350 U	350 U	340 U	340 U	NA	NA
2-Chlorophenol	UG/KG	350 U	350 U	340 U	340 U	NA	NA
1,3-Dichlorobenzene	UG/KG	350 U	350 U	340 U	340 U	NA	NA
1,4-Dichlorobenzene	UG/KG	350 U	350 U	340 U	340 U	NA	NA
1,2-Dichlorobenzene	UG/KG	350 U	350 U	340 U	340 U	NA	NA
2-Methylphenol	UG/KG	350 U	350 U	340 U	340 U	NA	NA
2,2'-oxybis-(1-chloropropane)	UG/KG	350 U	350 U	340 U	340 U	NA	NA
4-Methylphenol	UG/KG	350 U	350 U	340 U	340 U	NA	NA
N-Nitroso-di-n-propylamine	UG/KG	350 U	350 U	340 U	340 U	NA	NA
Hexachloroethane	UG/KG	350 U	350 U	340 U	340 U	NA	NA
Nitrobenzene	UG/KG	350 U	350 U	340 U	340 U	NA	NA
Isophorone	UG/KG	350 U	350 U	340 U	340 U	NA	NA
2-Nitrophenol	UG/KG	350 U	350 U	340 U	340 U	NA	NA
2,4-Dimethylphenol	UG/KG	350 U	350 U	340 U	340 U	NA	NA
bis(2-Chloroethoxy) methane	UG/KG	350 U	350 U	340 U	340 U	NA	NA
2,4-Dichlorophenol	UG/KG	350 U	350 U	340 U	340 U	NA	NA
1,2,4-Trichlorobenzene	UG/KG	350 U	350 U	340 U	340 U	NA	NA
Naphthalene	UG/KG	350 U	350 U	340 U	340 U	NA	NA
4-Chloroaniline	UG/KG	350 U	350 U	340 U	340 U	NA	NA
Hexachlorobutadiene	UG/KG	350 U	350 U	340 U	340 U	NA	NA
4-Chloro-3-methylphenol	UG/KG	350 U	350 U	340 U	340 U	NA	NA
2-Methylnaphthalene	UG/KG	350 U	350 U	340 U	340 U	NA	NA
Hexachlorocyclopentadiene	UG/KG	350 U	350 U	340 U	340 U	NA	NA
2,4,6-Trichlorophenol	UG/KG	350 U	350 U	340 U	340 U	NA	NA
2,4,5-Trichlorophenol	UG/KG	860 U	850 U	830 U	830 U	NA	NA
2-Chloronaphthalene	UG/KG	350 U	350 U	340 U	340 U	NA	NA
2-Nitroaniline	UG/KG	860 U	850 U	830 U	830 U	NA	NA
Dimethyl phthalate	UG/KG	350 U	350 U	340 U	340 U	NA	NA
Acenaphthylene	UG/KG	350 U	350 U	340 U	340 U	NA	NA
2,6-Dinitrotoluene	UG/KG	350 U	350 U	340 U	340 U	NA	NA
3-Nitroaniline	UG/KG	860 U	850 U	830 U	830 U	NA	NA
Acenaphthene	UG/KG	350 U	350 U	340 U	340 U	NA	NA

FIELD DUPLICATE SUMMARY
 OPERABLE UNIT No. 11
 SITE 80 - FIELD DUPLICATES - SOIL
 REMEDIAL INVESTIGATION CTO-0274
 MCB CAMP LEJEUNE, NORTH CAROLINA
 TCL ORGANICS

Client Sample ID:	80-OA-SB01-07	80-OA-SB01-07D	80-SM-SB03-00	80-SM-SB03-00D	80-DPA-SB09-00	80-DPA-SB09-00D
Laboratory Sample ID:	Q41118116	Q41118117	AC6897	AC6901	AF7022	AF7024
Date Sampled:	11/03/94	11/03/94	11/02/94	11/02/94	06/14/95	06/14/95

	UNITS						
<u>SEMIVOLATILES Cont.</u>							
2,4-Dinitrophenol	UG/KG	860 U	850 UJ	830 U	830 U	NA	NA
4-Nitrophenol	UG/KG	860 U	850 U	830 UJ	830 UJ	NA	NA
Dibenzofuran	UG/KG	350 U	350 U	340 U	340 U	NA	NA
2,4-Dinitrotoluene	UG/KG	350 U	350 U	340 U	340 U	NA	NA
Diethylphthalate	UG/KG	350 U	350 U	340 U	340 U	NA	NA
4-Chlorophenyl phenyl ether	UG/KG	350 U	350 U	340 UJ	340 UJ	NA	NA
Fluorene	UG/KG	350 U	350 U	340 U	340 U	NA	NA
4-Nitroaniline	UG/KG	860 U	850 U	830 UJ	830 UJ	NA	NA
4,6-Dinitro-2-methylphenol	UG/KG	860 U	850 U	830 U	830 U	NA	NA
N-nitrosodiphenylamine	UG/KG	350 U	350 U	340 U	340 U	NA	NA
4-Bromophenyl-phenylether	UG/KG	350 U	350 U	340 U	340 U	NA	NA
Hexachlorobenzene	UG/KG	350 U	350 U	340 U	340 U	NA	NA
Pentachlorophenol	UG/KG	860 U	850 UJ	830 U	830 U	NA	NA
Phenanthrene	UG/KG	350 U	350 U	340 U	340 U	NA	NA
Anthracene	UG/KG	350 U	350 U	340 U	340 U	NA	NA
Carbazole	UG/KG	350 U	350 U	340 U	340 U	NA	NA
di-n-Butylphthalate	UG/KG	70 J	68 J	340 U	370	NA	NA
Fluoranthene	UG/KG	350 U	350 U	340 U	340 U	NA	NA
Pyrene	UG/KG	350 U	350 U	340 U	340 U	NA	NA
Butyl benzyl phthalate	UG/KG	350 U	350 U	340 U	340 U	NA	NA
3,3'-Dichlorobenzidine	UG/KG	350 U	350 U	340 U	340 U	NA	NA
Benzo[a]anthracene	UG/KG	350 U	350 U	340 U	340 U	NA	NA
Chrysene	UG/KG	350 U	350 U	340 U	340 U	NA	NA
bis(2-Ethylhexyl)phthalate	UG/KG	350 U	350 U	340 U	340 U	NA	NA
di-n-Octylphthalate	UG/KG	350 U	350 U	340 U	340 U	NA	NA
Benzo[b]fluoranthene	UG/KG	350 U	350 U	340 U	340 U	NA	NA
Benzo[k]fluoranthene	UG/KG	350 U	350 U	340 U	340 U	NA	NA
Benzo[a]pyrene	UG/KG	350 U	350 U	340 U	340 U	NA	NA
Indeno[1,2,3-cd]pyrene	UG/KG	350 U	350 U	340 U	340 U	NA	NA
Dibenz[a,h]anthracene	UG/KG	350 U	350 U	340 U	340 U	NA	NA
Benzo[g,h,i]perylene	UG/KG	350 U	350 U	340 U	340 U	NA	NA

FIELD DUPLICATE SUMMARY
 OPERABLE UNIT No. 11
 SITE 80 - FIELD DUPLICATES - SOIL
 REMEDIAL INVESTIGATION CTO-0274
 MCB CAMP LEJEUNE, NORTH CAROLINA
 TCL ORGANICS

Client Sample ID:	80-OA-SB01-07	80-OA-SB01-07D	80-SM-SB03-00	80-SM-SB03-00D	80-DPA-SB09-00	80-DPA-SB09-00D
Laboratory Sample ID:	Q41118116	Q41118117	AC6897	AC6901	AF7022	AF7024
Date Sampled:	11/03/94	11/03/94	11/02/94	11/02/94	06/14/95	06/14/95

	UNITS						
<u>PESTICIDES/PCBs</u>							
alpha-BHC	UG/KG	1.8 U	1.8 U	1.8 U	1.8 U	9.9 U	10 U
beta-BHC	UG/KG	1.8 U	1.8 U	1.8 UJ	1.8 UJ	9.9 U	10 U
delta-BHC	UG/KG	1.8 U	1.8 U	1.8 U	1.8 U	9.9 U	10 U
Lindane (gamma-BHC)	UG/KG	1.8 U	1.8 U	1.8 U	1.8 U	9.9 U	10 U
Heptachlor	UG/KG	1.8 U	1.8 U	1.8 U	1.8 U	9.9 U	10 U
Aldrin	UG/KG	1.8 U	1.8 U	1.8 U	1.8 U	21	14 J
Heptachlor epoxide	UG/KG	1.8 U	1.8 U	1.8 U	1.8 U	9.9 U	10 U
Endosulfan I	UG/KG	1.8 U	1.8 U	1.8 U	1.8 U	9.9 U	10 U
Dieldrin	UG/KG	1 J	2 J	3.4 U	3.4 U	1000	1200
4,4'-DDE	UG/KG	1.4 J	2.1 J	3.4 U	3.4 U	200	230
Endrin	UG/KG	3.5 U	3.5 U	3.4 U	3.4 U	19 U	20 U
Endosulfan II	UG/KG	3.5 U	3.5 U	3.4 U	4.9 J	19 U	20 U
4,4'-DDD	UG/KG	1.1 J	1.8 J	3.4 U	3.4 U	160 J	120 J
Endosulfan sulfate	UG/KG	3.5 U	3.5 U	3.4 U	3.4 U	19 U	20 U
4,4'-DDT	UG/KG	3.5 U	3.5 U	3.4 U	5.8 J	130	130
Methoxychlor	UG/KG	18 U	18 U	18 U	18 U	99 U	100 U
Endrin ketone	UG/KG	3.5 U	3.5 U	3.4 U	3.4 U	19 U	20 U
Endrin aldehyde	UG/KG	3.5 U	3.5 U	3.4 U	3.4 U	19 U	20 U
alpha-Chlordane	UG/KG	1.8 U	1.8 U	1.8 U	1.8 U	300 J	340 J
gamma-Chlordane	UG/KG	1.8 U	1.8 U	1.8 U	1.8 U	240	300 J
Toxaphene	UG/KG	180 U	180 U	180 U	180 U	990 U	1000 U
Aroclor 1016	UG/KG	35 U	35 U	34 U	34 U	NA	NA
Aroclor 1221	UG/KG	72 U	71 U	70 U	70 U	NA	NA
Aroclor 1232	UG/KG	35 U	35 U	34 U	34 U	NA	NA
Aroclor 1242	UG/KG	35 U	35 U	34 U	34 U	NA	NA
Aroclor 1248	UG/KG	35 U	35 U	34 U	34 U	NA	NA
Aroclor 1254	UG/KG	35 U	35 U	34 U	34 U	NA	NA
Aroclor 1260	UG/KG	35 U	35 U	34 U	34 U	NA	NA

FIELD DUPLICATE SUMMARY
 OPERABLE UNIT No. 11
 SITE 80 - FIELD DUPLICATES - SOIL
 REMEDIAL INVESTIGATION CTO-0274
 MCB CAMP LEJEUNE, NORTH CAROLINA
 TCL ORGANICS

Client Sample ID:	80-DPA-SB09-04	80-DPA-SB09-04D
Laboratory Sample ID:	AF7023	AF7025
Date Sampled:	06/14/95	06/14/95

	<u>UNITS</u>		
<u>VOLATILES</u>			
Chloromethane	UG/KG	NA	NA
Bromomethane	UG/KG	NA	NA
Vinyl chloride	UG/KG	NA	NA
Chloroethane	UG/KG	NA	NA
Methylene chloride	UG/KG	NA	NA
Acetone	UG/KG	NA	NA
Carbon Disulfide	UG/KG	NA	NA
1,1-Dichloroethene	UG/KG	NA	NA
1,1-Dichloroethane	UG/KG	NA	NA
1,2-Dichloroethene(total)	UG/KG	NA	NA
Chloroform	UG/KG	NA	NA
1,2-Dichloroethane	UG/KG	NA	NA
2-Butanone	UG/KG	NA	NA
1,1,1-Trichloroethane	UG/KG	NA	NA
Carbon tetrachloride	UG/KG	NA	NA
Bromodichloromethane	UG/KG	NA	NA
1,2-Dichloropropane	UG/KG	NA	NA
cis-1,3-Dichloropropene	UG/KG	NA	NA
Trichloroethene	UG/KG	NA	NA
Dibromochloromethane	UG/KG	NA	NA
1,1,2-Trichloroethane	UG/KG	NA	NA
Benzene	UG/KG	NA	NA
trans-1,3-Dichloropropene	UG/KG	NA	NA
Bromoform	UG/KG	NA	NA
4-Methyl-2-pentanone	UG/KG	NA	NA
2-Hexanone	UG/KG	NA	NA
Tetrachloroethene	UG/KG	NA	NA
1,1,2,2-Tetrachloroethane	UG/KG	NA	NA
Toluene	UG/KG	NA	NA
Chlorobenzene	UG/KG	NA	NA
Ethylbenzene	UG/KG	NA	NA
Styrene	UG/KG	NA	NA
Xylenes (total)	UG/KG	NA	NA

FIELD DUPLICATE SUMMARY
 OPERABLE UNIT No. 11
 SITE 80 - FIELD DUPLICATES - SOIL
 REMEDIAL INVESTIGATION CTO-0274
 MCB CAMP LEJEUNE, NORTH CAROLINA
 TCL ORGANICS

Client Sample ID:	80-DPA-SB09-04	80-DPA-SB09-04D
Laboratory Sample ID:	AF7023	AF7025
Date Sampled:	06/14/95	06/14/95

	<u>UNITS</u>		
<u>SEMIVOLATILES</u>			
Phenol	UG/KG	NA	NA
bis(2-Chloroethyl) ether	UG/KG	NA	NA
2-Chlorophenol	UG/KG	NA	NA
1,3-Dichlorobenzene	UG/KG	NA	NA
1,4-Dichlorobenzene	UG/KG	NA	NA
1,2-Dichlorobenzene	UG/KG	NA	NA
2-Methylphenol	UG/KG	NA	NA
2,2'-oxybis-(1-chloropropane)	UG/KG	NA	NA
4-Methylphenol	UG/KG	NA	NA
N-Nitroso-di-n-propylamine	UG/KG	NA	NA
Hexachloroethane	UG/KG	NA	NA
Nitrobenzene	UG/KG	NA	NA
Isophorone	UG/KG	NA	NA
2-Nitrophenol	UG/KG	NA	NA
2,4-Dimethylphenol	UG/KG	NA	NA
bis(2-Chloroethoxy) methane	UG/KG	NA	NA
2,4-Dichlorophenol	UG/KG	NA	NA
1,2,4-Trichlorobenzene	UG/KG	NA	NA
Naphthalene	UG/KG	NA	NA
4-Chloroaniline	UG/KG	NA	NA
Hexachlorobutadiene	UG/KG	NA	NA
4-Chloro-3-methylphenol	UG/KG	NA	NA
2-Methylnaphthalene	UG/KG	NA	NA
Hexachlorocyclopentadiene	UG/KG	NA	NA
2,4,6-Trichlorophenol	UG/KG	NA	NA
2,4,5-Trichlorophenol	UG/KG	NA	NA
2-Chloronaphthalene	UG/KG	NA	NA
2-Nitroaniline	UG/KG	NA	NA
Dimethyl phthalate	UG/KG	NA	NA
Acenaphthylene	UG/KG	NA	NA
2,6-Dinitrotoluene	UG/KG	NA	NA
3-Nitroaniline	UG/KG	NA	NA
Acenaphthene	UG/KG	NA	NA

FIELD DUPLICATE SUMMARY
 OPERABLE UNIT No. 11
 SITE 80 - FIELD DUPLICATES - SOIL
 REMEDIAL INVESTIGATION CTO-0274
 MCB CAMP LEJEUNE, NORTH CAROLINA
 TCL ORGANICS

Client Sample ID:	80-DPA-SB09-04	80-DPA-SB09-04D
Laboratory Sample ID:	AF7023	AF7025
Date Sampled:	06/14/95	06/14/95

	<u>UNITS</u>		
<u>SEMIVOLATILES Cont.</u>			
2,4-Dinitrophenol	UG/KG	NA	NA
4-Nitrophenol	UG/KG	NA	NA
Dibenzofuran	UG/KG	NA	NA
2,4-Dinitrotoluene	UG/KG	NA	NA
Diethylphthalate	UG/KG	NA	NA
4-Chlorophenyl phenyl ether	UG/KG	NA	NA
Fluorene	UG/KG	NA	NA
4-Nitroaniline	UG/KG	NA	NA
4,6-Dinitro-2-methylphenol	UG/KG	NA	NA
N-nitrosodiphenylamine	UG/KG	NA	NA
4-Bromophenyl-phenylether	UG/KG	NA	NA
Hexachlorobenzene	UG/KG	NA	NA
Pentachlorophenol	UG/KG	NA	NA
Phenanthrene	UG/KG	NA	NA
Anthracene	UG/KG	NA	NA
Carbazole	UG/KG	NA	NA
di-n-Butylphthalate	UG/KG	NA	NA
Fluoranthene	UG/KG	NA	NA
Pyrene	UG/KG	NA	NA
Butyl benzyl phthalate	UG/KG	NA	NA
3,3'-Dichlorobenzidine	UG/KG	NA	NA
Benzo[a]anthracene	UG/KG	NA	NA
Chrysene	UG/KG	NA	NA
bis(2-Ethylhexyl)phthalate	UG/KG	NA	NA
di-n-Octylphthalate	UG/KG	NA	NA
Benzo[b]fluoranthene	UG/KG	NA	NA
Benzo[k]fluoranthene	UG/KG	NA	NA
Benzo[a]pyrene	UG/KG	NA	NA
Indeno[1,2,3-cd]pyrene	UG/KG	NA	NA
Dibenz[a,h]anthracene	UG/KG	NA	NA
Benzo[g,h,i]perylene	UG/KG	NA	NA

FIELD DUPLICATE SUMMARY
 OPERABLE UNIT No. 11
 SITE 80 - FIELD DUPLICATES - SOIL
 REMEDIAL INVESTIGATION CTO-0274
 MCB CAMP LEJEUNE, NORTH CAROLINA
 TCL ORGANICS

Client Sample ID:	80-DPA-SB09-04	80-DPA-SB09-04D
Laboratory Sample ID:	AF7023	AF7025
Date Sampled:	06/14/95	06/14/95

	UNITS		
<u>PESTICIDES/PCBs</u>			
alpha-BHC	UG/KG	2 U	2 U
beta-BHC	UG/KG	2 U	2 U
delta-BHC	UG/KG	2 U	2 U
Lindane (gamma-BHC)	UG/KG	2 U	2 U
Heptachlor	UG/KG	2 U	2 U
Aldrin	UG/KG	2 U	2 U
Heptachlor epoxide	UG/KG	2 U	2 U
Endosulfan I	UG/KG	2 U	2 U
Dieldrin	UG/KG	4 U	3.9 U
4,4'-DDE	UG/KG	4 U	3.9 U
Endrin	UG/KG	4 U	3.9 U
Endosulfan II	UG/KG	4 U	3.9 U
4,4'-DDD	UG/KG	4 U	3.9 U
Endosulfan sulfate	UG/KG	4 U	3.9 U
4,4'-DDT	UG/KG	4 U	3.9 U
Methoxychlor	UG/KG	20 U	20 U
Endrin ketone	UG/KG	4 U	3.9 U
Endrin aldehyde	UG/KG	4 U	3.9 U
alpha-Chlordane	UG/KG	2 U	2 U
gamma-Chlordane	UG/KG	2 U	2 U
Toxaphene	UG/KG	200 U	200 U
Aroclor 1016	UG/KG	NA	NA
Aroclor 1221	UG/KG	NA	NA
Aroclor 1232	UG/KG	NA	NA
Aroclor 1242	UG/KG	NA	NA
Aroclor 1248	UG/KG	NA	NA
Aroclor 1254	UG/KG	NA	NA
Aroclor 1260	UG/KG	NA	NA

APPENDIX I.2
SOIL METALS

FIELD DUPLICATE SUMMARY
 OPERABLE UNIT No. 11
 SITE 80 - FIELD DUPLICATES - SOIL
 REMEDIAL INVESTIGATION CTO-0274
 MCB CAMP LEJEUNE, NORTH CAROLINA
 TAL INORGANICS

Client Sample ID:	80-LA-SB04-00	80-LA-SB04-00D	80-LA-SB04-06	80-LA-SB04-06D	80-MA-SB01-00	80-MA-SB01-00D
Laboratory Sample ID:	AC6885	AC6889	AC6922	AC6928	AC6904	AC6918
Date Sampled:	11/02/94	11/02/94	11/02/94	11/02/94	11/02/94	11/02/94

	UNITS						
Aluminum	MG/KG	12000 J	6250 J	1530 J	1610 J	3390 J	4040 J
Antimony	MG/KG	11.5 UJ	11 UJ	11.7 UJ	11.8 UJ	10.5 UJ	10.7 UJ
Arsenic	MG/KG	37.7 J	34.8 J	2.3 UJ	2.4 J	2.1 UJ	2.1 UJ
Barium	MG/KG	29.1	20.1	2.6	3.4	13.2	13.1
Beryllium	MG/KG	0.23 U	0.26	0.23 U	0.24 U	0.23	0.24
Cadmium	MG/KG	1.1 U	1.1 U	1.2 U	1.2 U	1.1 U	1.1 U
Calcium	MG/KG	6310 J	18700 J	191 J	266 J	23800 J	16900 J
Chromium	MG/KG	19.8 J	13.8 J	4.6 J	5 J	5 J	4 J
Cobalt	MG/KG	2.3 U	2.2 U	2.3 U	2.4 U	2.1 U	2.1 U
Copper	MG/KG	6.7	6	2.3 U	2.4	3.2	2.7
Iron	MG/KG	5320 J	4060 J	33000 J	25100 J	1360 J	1410 J
Lead	MG/KG	63 J	60 J	3.2 J	3.2 J	6.9 J	7.1 J
Magnesium	MG/KG	785	646	11.7 U	11.8 U	528	416
Manganese	MG/KG	89.7 J	62.1 J	2.2 J	3 J	31.4 J	23.7 J
Mercury	MG/KG	1.8	1.8	0.12 U	0.12 U	0.11 U	0.11 U
Nickel	MG/KG	4.6 U	4.6	4.7 U	4.7 U	4.2 U	4.3 U
Potassium	MG/KG	561 J	224 J	234 U	236 U	211 U	214 U
Selenium	MG/KG	1.1 U	1.1 U	2	1.8	1.1 U	1.1 U
Silver	MG/KG	1.1 U	1.1 U	1.2 U	1.2 U	1.1 U	1.1 U
Sodium	MG/KG	33 J	48.6 J	39.4	40	51.1	46
Thallium	MG/KG	2.3 U	2.2 U	2.3 U	2.4 U	2.1 U	2.1 U
Vanadium	MG/KG	14.9 J	9.5 J	7.7	7.4	5.5	4.9
Zinc	MG/KG	44.4 J	52.8 J	11.5 UJ	11.1 UJ	18.9 J	19 J
Moisture	%	13.58	13.16	16.13	16.13	6.02	7.62

FIELD DUPLICATE SUMMARY
 OPERABLE UNIT No. 11
 SITE 80 - FIELD DUPLICATES - SOIL
 REMEDIAL INVESTIGATION CTO-0274
 MCB CAMP LEJEUNE, NORTH CAROLINA
 TAL INORGANICS

Client Sample ID:	80-MA-SB01-06	80-MA-SB01-06D	80-MW031W-03	80-MW031W-03D	80-OA-SB01-00	80-OA-SB01-00D
Laboratory Sample ID:	AC6910	AC6920	Q41118708	Q41118711	Q41118112A	Q41118115A
Date Sampled:	11/02/94	11/02/94	11/05/94	11/05/94	11/03/94	11/03/94

	UNITS						
Aluminum	MG/KG	6430 J	5850 J	5650	6550	3150 J	2770 J
Antimony	MG/KG	12.4 UJ	12.3 UJ	2.9 UJ	2.9 UJ	2.7 UJ	2.8 UJ
Arsenic	MG/KG	5.5 J	3.1 J	11.2	22.5	1.4	1.7
Barium	MG/KG	11.3	9	5.3	5.8	7.6	7.8
Beryllium	MG/KG	0.26	0.27	0.05	0.08	0.04	0.05
Cadmium	MG/KG	1.2 U	1.2 U	0.35 U	0.35 U	0.33 U	0.34 U
Calcium	MG/KG	264 J	226 J	821 J	908 J	1260	1430
Chromium	MG/KG	25.4 J	13.4 J	11	31.1	4.1 J	3.7 J
Cobalt	MG/KG	2.5 U	2.5 U	0.82 J	1.3	0.55 J	0.52 J
Copper	MG/KG	3.4	3.1	2.2	3.3	1.3	1.4
Iron	MG/KG	14400 J	9060 J	7330	16900	1900 J	1920 J
Lead	MG/KG	8.9 J	7.6 J	5.6	6.3	7.4 J	7.1 J
Magnesium	MG/KG	342	281	220	237	431	404
Manganese	MG/KG	5.3 J	4.2 J	9.1	11.8	12.6	11.8
Mercury	MG/KG	0.13 U	0.12 U	0.11 U	0.1 U	0.12 U	0.12 U
Nickel	MG/KG	5 U	4.9 U	1 U	1.3	0.95 U	0.97 U
Potassium	MG/KG	399 J	340	472	513	132 J	102 J
Selenium	MG/KG	1.3	1.2 U	0.61 U	0.99	0.58 U	0.59 U
Silver	MG/KG	1.2 U	1.2 U	0.47 U	0.47 U	0.44 U	0.45 U
Sodium	MG/KG	34	41.8	28.5	30.8	21.2 UJ	70 J
Thallium	MG/KG	2.5 U	2.5 U	0.94 U	0.94	0.89 U	0.9 U
Vanadium	MG/KG	15.8	14.6	15.1	43.9	5.7	5.2
Zinc	MG/KG	9.7 UJ	9.5 UJ	3.6	5.2	13.9 J	30.5 J
Moisture	%	22.57	19.75	N/A	N/A	N/A	N/A

FIELD DUPLICATE SUMMARY
 OPERABLE UNIT No. 11
 SITE 80 - FIELD DUPLICATES - SOIL
 REMEDIAL INVESTIGATION CTO-0274
 MCB CAMP LEJEUNE, NORTH CAROLINA
 TAL INORGANICS

Client Sample ID:	80-OA-SB01-07	80-OA-SB01-07D	80-SM-SB03-00	80-SM-SB03-00D
Laboratory Sample ID:	Q41118116A	Q41118117A	AC6897	AC6901
Date Sampled:	11/03/94	11/03/94	11/02/94	11/02/94

	UNITS				
Aluminum	MG/KG	1270 J	974 J	2250 J	2530 J
Antimony	MG/KG	2.6 UJ	2.5 UJ	10.5 UJ	10.4 UJ
Arsenic	MG/KG	0.49 U	0.47 U	2.1 UJ	2.2 J
Barium	MG/KG	4.9	4.3	6.4	7.8
Beryllium	MG/KG	0.02 U	0.02 U	0.21 U	0.21 U
Cadmium	MG/KG	0.32 U	0.31 U	1.1 U	1 U
Calcium	MG/KG	67.3 J	101 J	45 J	60.4 J
Chromium	MG/KG	4.2 J	3.3 J	4.2 J	5.2 J
Cobalt	MG/KG	0.4 U	0.39 U	2.1 U	2.1 U
Copper	MG/KG	0.43 J	0.38	2.1 U	2.1 U
Iron	MG/KG	786 J	538 J	1700 J	2190 J
Lead	MG/KG	3.8 J	3.3 J	4.7 J	5.5 J
Magnesium	MG/KG	58.1	41.9	75.9	74
Manganese	MG/KG	6.5	5.9	3.3 J	3.4 J
Mercury	MG/KG	0.11 U	0.11 U	0.11 U	0.11 U
Nickel	MG/KG	0.92 U	0.88 U	4.2 U	4.1 U
Potassium	MG/KG	82.4 J	78.4 U	211 U	250 J
Selenium	MG/KG	0.55 U	0.53 U	1.1 U	1 U
Silver	MG/KG	0.43 U	0.41 U	1.1 U	1 U
Sodium	MG/KG	19 U	15.8 U	35.2 J	57.5 J
Thallium	MG/KG	0.85 U	0.82 U	2.1 U	2.1 U
Vanadium	MG/KG	2.9	2.4	6.1	7.3
Zinc	MG/KG	8.7 J	9.4 J	11.4 J	12.3 UJ
Moisture	%	N/A	N/A	5.22	5.44

APPENDIX I.3
GROUNDWATER ORGANICS

FIELD DUPLICATE SUMMARY
 OPERABLE UNIT No. 11
 SITE 80 - FIELD DUPLICATES - GROUNDWATER
 REMEDIAL INVESTIGATION CTO-0274
 MCB CAMP LEJEUNE, NORTH CAROLINA
 TCL ORGANICS

Client Sample ID:	80-MW031W-01	80-MW031W-01D	80-MW06-01	80-MW06-01D
Laboratory Sample ID:	AD2080	AD2083	AD0566	AD0569
Date Sampled:	12/03/94	12/03/94	11/20/94	11/20/94

	<u>UNITS</u>				
<u>VOLATILES</u>					
Chloromethane	UG/L	10 U	10 U	10 U	10 U
Bromomethane	UG/L	10 U	10 U	10 U	10 U
Vinyl chloride	UG/L	10 U	10 U	10 U	10 U
Chloroethane	UG/L	10 UJ	10 UJ	10 U	10 U
Methylene chloride	UG/L	10 U	10 U	10 U	10 U
Acetone	UG/L	10 U	10 U	10 U	10 U
Carbon Disulfide	UG/L	10 U	10 U	10 U	10 U
1,1-Dichloroethene	UG/L	10 U	10 U	10 U	10 U
1,1-Dichloroethane	UG/L	10 U	10 U	10 U	10 U
1,2-Dichloroethene(total)	UG/L	10 U	10 U	10 U	10 U
Chloroform	UG/L	10 U	10 U	10 U	10 U
1,2-Dichloroethane	UG/L	10 U	10 U	10 U	10 U
2-Butanone	UG/L	10 U	12 U	10 U	10 U
1,1,1-Trichloroethane	UG/L	10 U	10 U	10 U	10 U
Carbon tetrachloride	UG/L	10 U	10 U	10 U	10 U
Bromodichloromethane	UG/L	10 U	10 U	10 U	10 U
1,2-Dichloropropane	UG/L	10 U	10 U	10 U	10 U
cis-1,3-Dichloropropene	UG/L	10 U	10 U	10 U	10 U
Trichloroethene	UG/L	10 U	10 U	10 U	10 U
Dibromochloromethane	UG/L	10 U	10 U	10 U	10 U
1,1,2-Trichloroethane	UG/L	10 U	10 U	10 U	10 U
Benzene	UG/L	10 U	10 U	10 U	10 U
trans-1,3-Dichloropropene	UG/L	10 U	10 U	10 U	10 U
Bromoform	UG/L	10 U	10 U	10 U	10 U
4-Methyl-2-pentanone	UG/L	10 U	10 U	10 U	10 U
2-Hexanone	UG/L	10 U	10 U	10 U	10 U
Tetrachloroethene	UG/L	10 U	10 U	10 U	10 U
1,1,2,2-Tetrachloroethane	UG/L	10 U	10 U	10 U	10 U
Toluene	UG/L	10 U	10 U	10 U	10 U
Chlorobenzene	UG/L	10 U	10 U	10 U	10 U
Ethylbenzene	UG/L	10 U	10 U	10 U	10 U
Styrene	UG/L	10 U	10 U	10 U	10 U
Xylenes (total)	UG/L	10 U	10 U	10 U	10 U

FIELD DUPLICATE SUMMARY
 OPERABLE UNIT No. 11
 SITE 80 - FIELD DUPLICATES - GROUNDWATER
 REMEDIAL INVESTIGATION CTO-0274
 MCB CAMP LEJEUNE, NORTH CAROLINA
 TCL ORGANICS

Client Sample ID:	80-MW03IW-01	80-MW03IW-01D	80-MW06-01	80-MW06-01D
Laboratory Sample ID:	AD2080	AD2083	AD0566	AD0569
Date Sampled:	12/03/94	12/03/94	11/20/94	11/20/94

	<u>UNITS</u>				
<u>SEMIVOLATILES</u>					
Phenol	UG/L	10 U	10 U	10 U	10 U
bis(2-Chloroethyl) ether	UG/L	10 U	10 U	10 U	10 U
2-Chlorophenol	UG/L	10 U	10 U	10 U	10 U
1,3-Dichlorobenzene	UG/L	10 U	10 U	10 U	10 U
1,4-Dichlorobenzene	UG/L	10 U	10 U	10 U	10 U
1,2-Dichlorobenzene	UG/L	10 U	10 U	10 U	10 U
2-Methylphenol	UG/L	10 U	10 U	10 U	10 U
2,2'-oxybis-(1-chloropropane)	UG/L	10 U	10 U	10 U	10 U
4-Methylphenol	UG/L	10 U	10 U	10 U	10 U
N-Nitroso-di-n-propylamine	UG/L	10 U	10 U	10 U	10 U
Hexachloroethane	UG/L	10 U	10 U	10 U	10 U
Nitrobenzene	UG/L	10 U	10 U	10 U	10 U
Isophorone	UG/L	10 U	10 U	10 U	10 U
2-Nitrophenol	UG/L	10 U	10 U	10 U	10 U
2,4-Dimethylphenol	UG/L	10 U	10 U	10 U	10 U
bis(2-Chloroethoxy) methane	UG/L	10 U	10 U	10 U	10 U
2,4-Dichlorophenol	UG/L	10 U	10 U	10 U	10 U
1,2,4-Trichlorobenzene	UG/L	10 U	10 U	10 U	10 U
Naphthalene	UG/L	10 U	10 U	10 U	10 U
4-Chloroaniline	UG/L	10 U	10 U	10 U	10 U
Hexachlorobutadiene	UG/L	10 U	10 U	10 U	10 U
4-Chloro-3-methylphenol	UG/L	10 U	10 U	10 U	10 U
2-Methylnaphthalene	UG/L	10 U	10 U	10 U	10 U
Hexachlorocyclopentadiene	UG/L	10 U	10 U	10 U	10 U
2,4,6-Trichlorophenol	UG/L	10 U	10 U	10 U	10 U
2,4,5-Trichlorophenol	UG/L	25 U	25 U	25 U	25 U
2-Chloronaphthalene	UG/L	10 U	10 U	10 U	10 U
2-Nitroaniline	UG/L	25 U	25 U	25 U	25 U
Dimethyl phthalate	UG/L	10 U	10 U	10 U	10 U
Acenaphthylene	UG/L	10 U	10 U	10 U	10 U
2,6-Dinitrotoluene	UG/L	10 U	10 U	10 U	10 U
3-Nitroaniline	UG/L	25 U	25 U	25 U	25 U
Acenaphthene	UG/L	10 U	10 U	10 U	10 U

FIELD DUPLICATE SUMMARY
 OPERABLE UNIT No. 11
 SITE 80 - FIELD DUPLICATES - GROUNDWATER
 REMEDIAL INVESTIGATION CTO-0274
 MCB CAMP LEJEUNE, NORTH CAROLINA
 TCL ORGANICS

Client Sample ID:	80-MW03IW-01	80-MW03IW-01D	80-MW06-01	80-MW06-01D
Laboratory Sample ID:	AD2080	AD2083	AD0566	AD0569
Date Sampled:	12/03/94	12/03/94	11/20/94	11/20/94

	<u>UNITS</u>				
<u>SEMIVOLATILES Cont.</u>					
2,4-Dinitrophenol	UG/L	25 U	25 U	25 U	25 U
4-Nitrophenol	UG/L	25 U	25 U	25 U	25 U
Dibenzofuran	UG/L	10 U	10 U	10 U	10 U
2,4-Dinitrotoluene	UG/L	10 U	10 U	10 U	10 U
Diethylphthalate	UG/L	10 U	10 U	10 U	10 U
4-Chlorophenyl phenyl ether	UG/L	10 UJ	10 UJ	10 U	10 U
Fluorene	UG/L	10 U	10 U	10 U	10 U
4-Nitroaniline	UG/L	25 U	25 U	25 U	25 U
4,6-Dinitro-2-methylphenol	UG/L	25 U	25 U	25 U	25 U
N-nitrosodiphenylamine	UG/L	10 U	10 U	10 U	10 U
4-Bromophenyl-phenylether	UG/L	10 U	10 U	10 U	10 U
Hexachlorobenzene	UG/L	10 U	10 U	10 U	10 U
Pentachlorophenol	UG/L	25 U	25 U	25 U	25 U
Phenanthrene	UG/L	10 U	10 U	10 U	10 U
Anthracene	UG/L	10 U	10 U	10 U	10 U
Carbazole	UG/L	10 U	10 U	10 U	10 U
di-n-Butylphthalate	UG/L	10 U	10 U	10 U	10 U
Fluoranthene	UG/L	10 U	10 U	10 U	10 U
Pyrene	UG/L	10 U	10 U	10 U	10 U
Butyl benzyl phthalate	UG/L	10 U	10 U	10 U	10 U
3,3'-Dichlorobenzidine	UG/L	10 U	10 U	10 U	10 U
Benzo[a]anthracene	UG/L	10 U	10 U	10 U	10 U
Chrysene	UG/L	10 U	10 U	10 U	10 U
bis(2-Ethylhexyl)phthalate	UG/L	10 U	10 U	2 J	6 J
di-n-Octylphthalate	UG/L	10 U	10 U	10 U	10 U
Benzo[b]fluoranthene	UG/L	10 U	10 U	10 U	10 U
Benzo[k]fluoranthene	UG/L	10 UJ	10 UJ	10 UJ	10 UJ
Benzo[a]pyrene	UG/L	10 U	10 U	10 U	10 U
Indeno[1,2,3-cd]pyrene	UG/L	10 U	10 U	10 U	10 U
Dibenz[a,h]anthracene	UG/L	10 U	10 U	10 U	10 U
Benzo[g,h,i]perylene	UG/L	10 U	10 U	10 U	10 U

FIELD DUPLICATE SUMMARY
 OPERABLE UNIT No. 11
 SITE 80 - FIELD DUPLICATES - GROUNDWATER
 REMEDIAL INVESTIGATION CTO-0274
 MCB CAMP LEJEUNE, NORTH CAROLINA
 TCL ORGANICS

Client Sample ID:	80-MW03IW-01	80-MW03IW-01D	80-MW06-01	80-MW06-01D
Laboratory Sample ID:	AD2080	AD2083	AD0566	AD0569
Date Sampled:	12/03/94	12/03/94	11/20/94	11/20/94

	<u>UNITS</u>				
<u>PESTICIDES/PCBs</u>					
alpha-BHC	UG/L	0.05 U	0.05 U	0.05 U	0.05 U
beta-BHC	UG/L	0.05 U	0.05 U	0.05 U	0.05 U
delta-BHC	UG/L	0.05 U	0.05 U	0.05 U	0.05 U
Lindane (gamma-BHC)	UG/L	0.05 U	0.05 U	0.05 U	0.05 U
Heptachlor	UG/L	0.05 U	0.05 U	0.05 U	0.05 U
Aldrin	UG/L	0.05 U	0.05 U	0.05 U	0.05 U
Heptachlor epoxide	UG/L	0.05 U	0.05 U	0.05 U	0.05 U
Endosulfan I	UG/L	0.05 U	0.05 U	0.05 U	0.05 U
Dieldrin	UG/L	0.1 U	0.1 U	0.1 U	0.1 U
4,4'-DDE	UG/L	0.1 U	0.1 U	0.1 U	0.1 U
Endrin	UG/L	0.1 U	0.1 U	0.1 U	0.1 U
Endosulfan II	UG/L	0.1 U	0.1 U	0.1 U	0.1 U
4,4'-DDD	UG/L	0.1 U	0.1 U	0.1 U	0.1 U
Endosulfan sulfate	UG/L	0.1 U	0.1 U	0.1 U	0.1 U
4,4'-DDT	UG/L	0.1 U	0.1 U	0.1 U	0.1 U
Methoxychlor	UG/L	0.5 U	0.5 U	0.5 U	0.5 U
Endrin ketone	UG/L	0.1 U	0.1 U	0.1 U	0.1 U
Endrin aldehyde	UG/L	0.1 U	0.1 U	0.1 U	0.1 U
alpha-Chlordane	UG/L	0.05 U	0.05 U	0.05 U	0.05 U
gamma-Chlordane	UG/L	0.05 U	0.05 U	0.05 U	0.05 U
Toxaphene	UG/L	5 U	5 U	5 U	5 U
Aroclor 1016	UG/L	1 U	1 U	1 U	1 U
Aroclor 1221	UG/L	2 U	2 U	2 U	2 U
Aroclor 1232	UG/L	1 U	1 U	1 U	1 U
Aroclor 1242	UG/L	1 U	1 U	1 U	1 U
Aroclor 1248	UG/L	1 U	1 U	1 U	1 U
Aroclor 1254	UG/L	1 U	1 U	1 U	1 U
Aroclor 1260	UG/L	1 U	1 U	1 U	1 U

APPENDIX I.4
GROUNDWATER TOTAL AND DISSOLVED METALS

FIELD DUPLICATE SUMMARY
 OPERABLE UNIT No. 11
 SITE 80 - FIELD DUPLICATES - GROUNDWATER
 REMEDIAL INVESTIGATION CTO-0274
 MCB CAMP LEJEUNE, NORTH CAROLINA
 TAL TOTAL & DISSOLVED INORGANICS

Client Sample ID:	80-MW03IW-01	80-MW03IW-01D	80-MW03IWD-01	80-MW03IWD-01D	80-MW06-01	80-MW06-01D
Laboratory Sample ID:	AD2081	AD2084	AD2090	AD2091	AD0567	AD0570
Date Sampled:	12/03/94	12/03/94	12/01/94	12/01/94	11/20/94	11/20/94

	UNITS						
Aluminum	UG/L	40 UJ	40 UJ	40 U	40 U	840	948
Antimony	UG/L	50 UJ	50 UJ	50 U	50 U	50 U	50 U
Arsenic	UG/L	10 UJ	10 UJ	10 U	10 U	10 U	10 U
Barium	UG/L	2 UJ	19.4 J	22.5 J	19.4 J	80.1	93
Beryllium	UG/L	1 UJ	1 UJ	1 UJ	1 UJ	1 U	1 U
Cadmium	UG/L	5 UJ	5 UJ	5 U	5 U	5 U	5 U
Calcium	UG/L	47.3 UJ	63500 J	72800	66000	15700	18300
Chromium	UG/L	10 UJ	10 UJ	10 U	10 U	10 U	10 U
Cobalt	UG/L	10 UJ	10 UJ	10 U	10 U	10 U	10 U
Copper	UG/L	10 UJ	10 UJ	10 U	10 U	10 U	10 U
Iron	UG/L	10 UJ	38.1 UJ	66.6 U	70.5 U	121 U	117 U
Lead	UG/L	3 UJ	3 UJ	3 U	3 U	5.7 J	3 U
Magnesium	UG/L	50 UJ	2690 J	3120	2770	11400	13300
Manganese	UG/L	2 UJ	44.7 J	51.3	46.6	81.7	95
Mercury	UG/L	0.2 UJ	0.2 UJ	0.2 U	0.2 U	0.2 U	0.2 U
Nickel	UG/L	20 UJ	20 UJ	20 U	20 U	20 U	20 U
Potassium	UG/L	1000 UJ	1210 J	1030	1020	8720	9750
Selenium	UG/L	5 UJ	5 UJ	5 U	5 U	5 U	5 U
Silver	UG/L	5 UJ	5 UJ	5 U	5 U	5 U	5 U
Sodium	UG/L	100 UJ	17600 J	20300	18800	8980	10300
Thallium	UG/L	10 UJ	10 UJ	10 U	10 U	10 U	10 U
Vanadium	UG/L	10 UJ	10 UJ	10 U	10 U	10 U	10 U
Zinc	UG/L	40.7 UJ	11.2 UJ	40.4 UJ	32.4 UJ	106	115 J

FIELD DUPLICATE SUMMARY
 OPERABLE UNIT No. 11
 SITE 80 - FIELD DUPLICATES - GROUNDWATER
 REMEDIAL INVESTIGATION CTO-0274
 MCB CAMP LEJEUNE, NORTH CAROLINA
 TAL TOTAL & DISSOLVED INORGANICS

Client Sample ID:	80-MW06D-01	80-MW06D-01D
Laboratory Sample ID:	AD0607	AD0608
Date Sampled:	11/20/94	11/20/94

	<u>UNITS</u>		
Aluminum	UG/L	753	852
Antimony	UG/L	50 U	50 U
Arsenic	UG/L	10 U	10 U
Barium	UG/L	81.9	90.2
Beryllium	UG/L	1 U	1 U
Cadmium	UG/L	5 U	5 U
Calcium	UG/L	16500	18500
Chromium	UG/L	10 U	10 U
Cobalt	UG/L	10 U	10 U
Copper	UG/L	17.2	16.1
Iron	UG/L	90.9 U	83.2 U
Lead	UG/L	3 U	3 U
Magnesium	UG/L	11800	13100
Manganese	UG/L	85.5	95 U
Mercury	UG/L	0.2 U	0.2 U
Nickel	UG/L	20 U	20 U
Potassium	UG/L	8580	9640
Selenium	UG/L	5 U	5 U
Silver	UG/L	5 U	5 U
Sodium	UG/L	9260	10200
Thallium	UG/L	10 U	10 U
Vanadium	UG/L	10 U	10 U
Zinc	UG/L	53.1 UJ	49.7 UJ

APPENDIX J
QA/QC SUMMARIES

APPENDIX J.1
SOIL ORGANICS

FREQUENCY OF DETECTION SUMMARY
 OPERABLE UNIT No. 11
 SITE 80 - QA/QC - SOIL
 REMEDIAL INVESTIGATION CTO-0274
 MCB CAMP LEJEUNE, NORTH CAROLINA
 TCL ORGANICS

Client Sample ID:	80-RS-01	80-RS-03	80-RS-05	80-TB-01	80-TB-02	80-TB-03
Laboratory Sample ID:	AC6658	Q41118801	Q41119001	AC6656	AC6933	Q41118802
Date Sampled:	11/01/94	11/03/94	11/05/94	11/01/94	11/02/94	11/03/94

UNITS

VOLATILES

Chloromethane	UG/L	10 U	10 U	10 U	10 U	10 U	10 U
Bromomethane	UG/L	10 UJ	10 U	10 U	10 UJ	10 U	10 U
Vinyl chloride	UG/L	10 U	10 U	10 U	10 U	10 U	10 U
Chloroethane	UG/L	10 U	10 U	10 U	10 U	10 U	10 U
Methylene chloride	UG/L	3 J	10 U	1 J	6 J	14	10 U
Acetone	UG/L	5 J	5 J	10 U	7 J	13	10 U
Carbon Disulfide	UG/L	10 U	10 U	10 U	10 U	10 U	10 U
1,1-Dichloroethene	UG/L	10 U	10 U	10 U	10 U	10 U	10 U
1,1-Dichloroethane	UG/L	10 U	10 U	10 U	10 U	10 U	10 U
1,2-Dichloroethene(total)	UG/L	10 U	10 U	10 U	10 U	10 U	10 U
Chloroform	UG/L	10 U	10 U	10 U	10 U	10 U	10 U
1,2-Dichloroethane	UG/L	2 J	1 J	1 J	2 J	2 J	10 U
2-Butanone	UG/L	10	10 U	3 J	10 U	7 J	10 U
1,1,1-Trichloroethane	UG/L	10 U	10 U	10 U	10 U	10 U	10 U
Carbon tetrachloride	UG/L	10 U	10 U	10 U	10 U	10 U	10 U
Bromodichloromethane	UG/L	10 U	10 U	10 U	10 U	10 U	10 U
1,2-Dichloropropane	UG/L	10 U	10 U	10 U	10 U	10 U	10 U
cis-1,3-Dichloropropene	UG/L	10 U	10 U	10 U	10 U	10 U	10 U
Trichloroethene	UG/L	10 U	10 U	10 U	10 U	10 U	10 U
Dibromochloromethane	UG/L	10 U	10 U	10 U	10 U	10 U	10 U
1,1,2-Trichloroethane	UG/L	10 U	10 U	10 U	10 U	10 U	10 U
Benzene	UG/L	10 U	10 U	10 U	10 U	10 U	10 U
trans-1,3-Dichloropropene	UG/L	10 U	10 U	10 U	10 U	10 U	10 U
Bromoform	UG/L	10 U	10 U	10 U	10 U	10 U	10 U
4-Methyl-2-pentanone	UG/L	10 U	10 U	10 U	10 U	10 U	10 U
2-Hexanone	UG/L	10 U	10 U	10 U	10 U	10 U	10 U
Tetrachloroethene	UG/L	10 U	10 U	10 U	10 U	10 U	10 U
1,1,2,2-Tetrachloroethane	UG/L	10 U	10 U	10 U	10 U	10 U	10 U
Toluene	UG/L	10 U	10 U	10 U	10 U	10 U	10 U
Chlorobenzene	UG/L	10 U	10 U	10 U	10 U	10 U	10 U
Ethylbenzene	UG/L	10 U	10 U	10 U	10 U	10 U	10 U
Styrene	UG/L	10 U	10 U	10 U	10 U	10 U	10 U
Xylenes (total)	UG/L	10 U	10 U	10 U	10 U	10 U	10 U

FREQUENCY OF DETECTION SUMMARY
 OPERABLE UNIT No. 11
 SITE 80 - QA/QC - SOIL
 REMEDIAL INVESTIGATION CTO-0274
 MCB CAMP LEJEUNE, NORTH CAROLINA
 TCL ORGANICS

Client Sample ID:	80-RS-01	80-RS-03	80-RS-05	80-TB-01	80-TB-02	80-TB-03
Laboratory Sample ID:	AC6658	Q41118801	Q41119001	AC6656	AC6933	Q41118802
Date Sampled:	11/01/94	11/03/94	11/05/94	11/01/94	11/02/94	11/03/94

		<u>UNITS</u>					
<u>SEMIVOLATILES</u>							
Phenol	UG/L	10 U	N/A	10 U	N/A	N/A	N/A
bis(2-Chloroethyl) ether	UG/L	10 U	N/A	10 U	N/A	N/A	N/A
2-Chlorophenol	UG/L	10 U	N/A	10 U	N/A	N/A	N/A
1,3-Dichlorobenzene	UG/L	10 U	N/A	10 U	N/A	N/A	N/A
1,4-Dichlorobenzene	UG/L	10 U	N/A	10 U	N/A	N/A	N/A
1,2-Dichlorobenzene	UG/L	10 U	N/A	10 U	N/A	N/A	N/A
2-Methylphenol	UG/L	10 U	N/A	10 U	N/A	N/A	N/A
2,2'-oxybis-(1-chloropropane)	UG/L	10 U	N/A	10 U	N/A	N/A	N/A
4-Methylphenol	UG/L	10 U	N/A	10 U	N/A	N/A	N/A
N-Nitroso-di-n-propylamine	UG/L	10 U	N/A	10 U	N/A	N/A	N/A
Hexachloroethane	UG/L	10 U	N/A	10 U	N/A	N/A	N/A
Nitrobenzene	UG/L	10 U	N/A	10 U	N/A	N/A	N/A
Isophorone	UG/L	10 U	N/A	10 U	N/A	N/A	N/A
2-Nitrophenol	UG/L	10 U	N/A	10 U	N/A	N/A	N/A
2,4-Dimethylphenol	UG/L	10 U	N/A	10 U	N/A	N/A	N/A
bis(2-Chloroethoxy) methane	UG/L	10 U	N/A	10 U	N/A	N/A	N/A
2,4-Dichlorophenol	UG/L	10 U	N/A	10 U	N/A	N/A	N/A
1,2,4-Trichlorobenzene	UG/L	10 U	N/A	10 U	N/A	N/A	N/A
Naphthalene	UG/L	10 U	N/A	10 U	N/A	N/A	N/A
4-Chloroaniline	UG/L	10 U	N/A	10 U	N/A	N/A	N/A
Hexachlorobutadiene	UG/L	10 U	N/A	10 U	N/A	N/A	N/A
4-Chloro-3-methylphenol	UG/L	10 U	N/A	10 U	N/A	N/A	N/A
2-Methylnaphthalene	UG/L	10 U	N/A	10 U	N/A	N/A	N/A
Hexachlorocyclopentadiene	UG/L	10 U	N/A	10 U	N/A	N/A	N/A
2,4,6-Trichlorophenol	UG/L	10 U	N/A	10 U	N/A	N/A	N/A
2,4,5-Trichlorophenol	UG/L	25 U	N/A	25 U	N/A	N/A	N/A
2-Chloronaphthalene	UG/L	10 U	N/A	10 U	N/A	N/A	N/A
2-Nitroaniline	UG/L	25 U	N/A	25 U	N/A	N/A	N/A
Dimethyl phthalate	UG/L	10 U	N/A	10 U	N/A	N/A	N/A
Acenaphthylene	UG/L	10 U	N/A	10 U	N/A	N/A	N/A
2,6-Dinitrotoluene	UG/L	10 U	N/A	10 U	N/A	N/A	N/A
3-Nitroaniline	UG/L	25 U	N/A	25 U	N/A	N/A	N/A
Acenaphthene	UG/L	10 U	N/A	10 U	N/A	N/A	N/A

FREQUENCY OF DETECTION SUMMARY
 OPERABLE UNIT No. 11
 SITE 80 - QA/QC - SOIL
 REMEDIAL INVESTIGATION CTO-0274
 MCB CAMP LEJEUNE, NORTH CAROLINA
 TCL ORGANICS

Client Sample ID:	80-RS-01	80-RS-03	80-RS-05	80-TB-01	80-TB-02	80-TB-03
Laboratory Sample ID:	AC6658	Q41118801	Q41119001	AC6656	AC6933	Q41118802
Date Sampled:	11/01/94	11/03/94	11/05/94	11/01/94	11/02/94	11/03/94

UNITS

SEMI-VOLATILES Cont.

Compound	Unit	80-RS-01	80-RS-03	80-RS-05	80-TB-01	80-TB-02	80-TB-03
2,4-Dinitrophenol	UG/L	25 U	N/A	25 U	N/A	N/A	N/A
4-Nitrophenol	UG/L	25 U	N/A	25 U	N/A	N/A	N/A
Dibenzofuran	UG/L	10 U	N/A	10 U	N/A	N/A	N/A
2,4-Dinitrotoluene	UG/L	10 U	N/A	10 U	N/A	N/A	N/A
Diethylphthalate	UG/L	10 U	N/A	10 U	N/A	N/A	N/A
4-Chlorophenyl phenyl ether	UG/L	10 U	N/A	10 U	N/A	N/A	N/A
Fluorene	UG/L	10 U	N/A	10 U	N/A	N/A	N/A
4-Nitroaniline	UG/L	25 U	N/A	25 U	N/A	N/A	N/A
4,6-Dinitro-2-methylphenol	UG/L	25 U	N/A	25 U	N/A	N/A	N/A
N-nitrosodiphenylamine	UG/L	10 U	N/A	10 U	N/A	N/A	N/A
4-Bromophenyl-phenylether	UG/L	10 U	N/A	10 U	N/A	N/A	N/A
Hexachlorobenzene	UG/L	10 U	N/A	10 U	N/A	N/A	N/A
Pentachlorophenol	UG/L	25 U	N/A	25 U	N/A	N/A	N/A
Phenanthrene	UG/L	10 U	N/A	10 U	N/A	N/A	N/A
Anthracene	UG/L	10 U	N/A	10 U	N/A	N/A	N/A
Carbazole	UG/L	10 U	N/A	10 U	N/A	N/A	N/A
di-n-Butylphthalate	UG/L	10 U	N/A	10 U	N/A	N/A	N/A
Fluoranthene	UG/L	10 U	N/A	10 U	N/A	N/A	N/A
Pyrene	UG/L	10 U	N/A	10 U	N/A	N/A	N/A
Butyl benzyl phthalate	UG/L	10 U	N/A	10 U	N/A	N/A	N/A
3,3'-Dichlorobenzidine	UG/L	10 U	N/A	10 U	N/A	N/A	N/A
Benzo[a]anthracene	UG/L	10 U	N/A	10 U	N/A	N/A	N/A
Chrysene	UG/L	10 U	N/A	10 U	N/A	N/A	N/A
bis(2-Ethylhexyl)phthalate	UG/L	10 U	N/A	10 U	N/A	N/A	N/A
di-n-Octylphthalate	UG/L	10 U	N/A	10 U	N/A	N/A	N/A
Benzo[b]fluoranthene	UG/L	10 U	N/A	10 U	N/A	N/A	N/A
Benzo[k]fluoranthene	UG/L	10 U	N/A	10 U	N/A	N/A	N/A
Benzo[a]pyrene	UG/L	10 U	N/A	10 U	N/A	N/A	N/A
Indeno[1,2,3-cd]pyrene	UG/L	10 U	N/A	10 U	N/A	N/A	N/A
Dibenz[a,h]anthracene	UG/L	10 U	N/A	10 U	N/A	N/A	N/A
Benzo[g,h,i]perylene	UG/L	10 U	N/A	10 U	N/A	N/A	N/A

FREQUENCY OF DETECTION SUMMARY
 OPERABLE UNIT No. 11
 SITE 80 - QA/QC - SOIL
 REMEDIAL INVESTIGATION CTO-0274
 MCB CAMP LEJEUNE, NORTH CAROLINA
 TCL ORGANICS

Client Sample ID:	80-RS-01	80-RS-03	80-RS-05	80-TB-01	80-TB-02	80-TB-03
Laboratory Sample ID:	AC6658	Q41118801	Q41119001	AC6656	AC6933	Q41118802
Date Sampled:	11/01/94	11/03/94	11/05/94	11/01/94	11/02/94	11/03/94

		<u>UNITS</u>					
<u>PESTICIDES/PCBs</u>							
alpha-BHC	UG/L	0.05 U	N/A	0.05 U	N/A	N/A	N/A
beta-BHC	UG/L	0.05 U	N/A	0.05 U	N/A	N/A	N/A
delta-BHC	UG/L	0.05 U	N/A	0.05 U	N/A	N/A	N/A
Lindane (gamma-BHC)	UG/L	0.05 U	N/A	0.05 U	N/A	N/A	N/A
Heptachlor	UG/L	0.05 U	N/A	0.05 U	N/A	N/A	N/A
Aldrin	UG/L	0.05 U	N/A	0.05 U	N/A	N/A	N/A
Heptachlor epoxide	UG/L	0.05 U	N/A	0.05 U	N/A	N/A	N/A
Endosulfan I	UG/L	0.05 U	N/A	0.05 U	N/A	N/A	N/A
Dieldrin	UG/L	0.1 U	N/A	0.1 U	N/A	N/A	N/A
4,4'-DDE	UG/L	0.1 U	N/A	0.1 U	N/A	N/A	N/A
Endrin	UG/L	0.1 U	N/A	0.1 U	N/A	N/A	N/A
Endosulfan II	UG/L	0.1 U	N/A	0.1 U	N/A	N/A	N/A
4,4'-DDD	UG/L	0.1 U	N/A	0.1 U	N/A	N/A	N/A
Endosulfan sulfate	UG/L	0.1 U	N/A	0.1 U	N/A	N/A	N/A
4,4'-DDT	UG/L	0.1 U	N/A	0.1 U	N/A	N/A	N/A
Methoxychlor	UG/L	0.5 U	N/A	0.5 U	N/A	N/A	N/A
Endrin ketone	UG/L	0.1 U	N/A	0.1 U	N/A	N/A	N/A
Endrin aldehyde	UG/L	0.1 U	N/A	0.1 U	N/A	N/A	N/A
alpha-Chlordane	UG/L	0.05 U	N/A	0.05 U	N/A	N/A	N/A
gamma-Chlordane	UG/L	0.05 U	N/A	0.05 U	N/A	N/A	N/A
Toxaphene	UG/L	5 U	N/A	5 U	N/A	N/A	N/A
Aroclor 1016	UG/L	1 U	N/A	1 U	N/A	N/A	N/A
Aroclor 1221	UG/L	2 U	N/A	2 U	N/A	N/A	N/A
Aroclor 1232	UG/L	1 U	N/A	1 U	N/A	N/A	N/A
Aroclor 1242	UG/L	1 U	N/A	1 U	N/A	N/A	N/A
Aroclor 1248	UG/L	1 U	N/A	1 U	N/A	N/A	N/A
Aroclor 1254	UG/L	1 U	N/A	1 U	N/A	N/A	N/A
Aroclor 1260	UG/L	1 U	N/A	1 U	N/A	N/A	N/A

FREQUENCY OF DETECTION SUMMARY
 OPERABLE UNIT No. 11
 SITE 80 - QA/QC - SOIL
 REMEDIAL INVESTIGATION CTO-0274
 MCB CAMP LEJEUNE, NORTH CAROLINA
 TCL ORGANICS

Client Sample ID:	80-TB-04	80-TB-05	80-TB-06	80-TK-01	80-RB13
Laboratory Sample ID:	Q41118901	Q41119002	AC7818	AD2152	AF7037
Date Sampled:	11/04/94	11/05/94	11/06/94	12/03/94	06/14/95

		UNITS					
<u>VOLATILES</u>							
Chloromethane	UG/L	10 U	10 U	10 U	10 U	10 U	N/A
Bromomethane	UG/L	10 U	10 U	10 UJ	10 U	10 U	N/A
Vinyl chloride	UG/L	10 U	10 U	10 UJ	10 U	10 UJ	N/A
Chloroethane	UG/L	10 U	10 U	10 U	10 U	10 U	N/A
Methylene chloride	UG/L	10 U	10 U	3 J	10 U	10 U	N/A
Acetone	UG/L	10 U	10 U	10 U	780 J	10 U	N/A
Carbon Disulfide	UG/L	10 U	10 U	10 U	10 U	10 U	N/A
1,1-Dichloroethene	UG/L	10 U	10 U	10 U	10 U	10 U	N/A
1,1-Dichloroethane	UG/L	10 U	10 U	10 U	10 U	10 U	N/A
1,2-Dichloroethene(total)	UG/L	10 U	10 U	10 U	10 U	10 U	N/A
Chloroform	UG/L	10 U	10 U	10 U	10 U	10 U	N/A
1,2-Dichloroethane	UG/L	2 J	2 J	10 U	10 U	10 U	N/A
2-Butanone	UG/L	10 U	10 U	10	10 U	10 U	N/A
1,1,1-Trichloroethane	UG/L	10 U	10 U	10 U	10 U	10 U	N/A
Carbon tetrachloride	UG/L	10 U	10 U	10 U	10 U	10 U	N/A
Bromodichloromethane	UG/L	10 U	10 U	10 U	10 U	10 U	N/A
1,2-Dichloropropane	UG/L	10 U	10 U	10 U	10 U	10 U	N/A
cis-1,3-Dichloropropene	UG/L	10 U	10 U	10 U	10 U	10 U	N/A
Trichloroethene	UG/L	10 U	10 U	10 U	10 U	10 U	N/A
Dibromochloromethane	UG/L	10 U	10 U	10 U	10 U	10 U	N/A
1,1,2-Trichloroethane	UG/L	10 U	10 U	10 U	10 U	10 U	N/A
Benzene	UG/L	10 U	10 U	10 U	10 U	10 U	N/A
trans-1,3-Dichloropropene	UG/L	10 U	10 U	10 U	10 U	10 U	N/A
Bromoform	UG/L	10 U	10 U	10 U	10 U	10 U	N/A
4-Methyl-2-pentanone	UG/L	10 U	10 U	10 U	10 U	10 U	N/A
2-Hexanone	UG/L	10 U	10 U	10 U	10 U	10 U	N/A
Tetrachloroethene	UG/L	10 U	10 U	3 J	10 U	10 U	N/A
1,1,2,2-Tetrachloroethane	UG/L	10 U	10 U	10 U	10 U	10 U	N/A
Toluene	UG/L	10 U	10 U	10 U	10 U	10 U	N/A
Chlorobenzene	UG/L	10 U	10 U	10 U	10 U	10 U	N/A
Ethylbenzene	UG/L	10 U	10 U	10 U	10 U	10 U	N/A
Styrene	UG/L	10 U	10 U	10 U	10 U	10 U	N/A
Xylenes (total)	UG/L	10 U	10 U	10 U	10 U	10 U	N/A

FREQUENCY OF DETECTION SUMMARY
 OPERABLE UNIT No. 11
 SITE 80 - QA/QC - SOIL
 REMEDIAL INVESTIGATION CTO-0274
 MCB CAMP LEJEUNE, NORTH CAROLINA
 TCL ORGANICS

Client Sample ID:	80-TB-04	80-TB-05	80-TB-06	80-TK-01	80-RB13
Laboratory Sample ID:	Q41118901	Q41119002	AC7818	AD2152	AF7037
Date Sampled:	11/04/94	11/05/94	11/06/94	12/03/94	06/14/95

	<u>UNITS</u>					
<u>SEMIVOLATILES</u>						
Phenol	UG/L	N/A	N/A	N/A	10 U	N/A
bis(2-Chloroethyl) ether	UG/L	N/A	N/A	N/A	10 U	N/A
2-Chlorophenol	UG/L	N/A	N/A	N/A	10 U	N/A
1,3-Dichlorobenzene	UG/L	N/A	N/A	N/A	10 U	N/A
1,4-Dichlorobenzene	UG/L	N/A	N/A	N/A	10 U	N/A
1,2-Dichlorobenzene	UG/L	N/A	N/A	N/A	10 U	N/A
2-Methylphenol	UG/L	N/A	N/A	N/A	10 U	N/A
2,2'-oxybis-(1-chloropropane)	UG/L	N/A	N/A	N/A	10 U	N/A
4-Methylphenol	UG/L	N/A	N/A	N/A	10 U	N/A
N-Nitroso-di-n-propylamine	UG/L	N/A	N/A	N/A	10 U	N/A
Hexachloroethane	UG/L	N/A	N/A	N/A	10 U	N/A
Nitrobenzene	UG/L	N/A	N/A	N/A	10 U	N/A
Isophorone	UG/L	N/A	N/A	N/A	10 U	N/A
2-Nitrophenol	UG/L	N/A	N/A	N/A	10 U	N/A
2,4-Dimethylphenol	UG/L	N/A	N/A	N/A	10 U	N/A
bis(2-Chloroethoxy) methane	UG/L	N/A	N/A	N/A	10 U	N/A
2,4-Dichlorophenol	UG/L	N/A	N/A	N/A	10 U	N/A
1,2,4-Trichlorobenzene	UG/L	N/A	N/A	N/A	10 U	N/A
Naphthalene	UG/L	N/A	N/A	N/A	10 U	N/A
4-Chloroaniline	UG/L	N/A	N/A	N/A	10 U	N/A
Hexachlorobutadiene	UG/L	N/A	N/A	N/A	10 U	N/A
4-Chloro-3-methylphenol	UG/L	N/A	N/A	N/A	10 U	N/A
2-Methylnaphthalene	UG/L	N/A	N/A	N/A	10 U	N/A
Hexachlorocyclopentadiene	UG/L	N/A	N/A	N/A	10 U	N/A
2,4,6-Trichlorophenol	UG/L	N/A	N/A	N/A	10 U	N/A
2,4,5-Trichlorophenol	UG/L	N/A	N/A	N/A	25 U	N/A
2-Chloronaphthalene	UG/L	N/A	N/A	N/A	10 U	N/A
2-Nitroaniline	UG/L	N/A	N/A	N/A	25 U	N/A
Dimethyl phthalate	UG/L	N/A	N/A	N/A	10 U	N/A
Acenaphthylene	UG/L	N/A	N/A	N/A	10 U	N/A
2,6-Dinitrotoluene	UG/L	N/A	N/A	N/A	10 U	N/A
3-Nitroaniline	UG/L	N/A	N/A	N/A	25 U	N/A
Acenaphthene	UG/L	N/A	N/A	N/A	10 U	N/A

FREQUENCY OF DETECTION SUMMARY
 OPERABLE UNIT No. 11
 SITE 80 - QA/QC - SOIL
 REMEDIAL INVESTIGATION CTO-0274
 MCB CAMP LEJEUNE, NORTH CAROLINA
 TCL ORGANICS

Client Sample ID:	80-TB-04	80-TB-05	80-TB-06	80-TK-01	80-RB13
Laboratory Sample ID:	Q41118901	Q41119002	AC7818	AD2152	AF7037
Date Sampled:	11/04/94	11/05/94	11/06/94	12/03/94	06/14/95

UNITS

SEMIVOLATILES Cont.

2,4-Dinitrophenol	UG/L	N/A	N/A	N/A	25 U	N/A
4-Nitrophenol	UG/L	N/A	N/A	N/A	25 U	N/A
Dibenzofuran	UG/L	N/A	N/A	N/A	10 U	N/A
2,4-Dinitrotoluene	UG/L	N/A	N/A	N/A	10 U	N/A
Diethylphthalate	UG/L	N/A	N/A	N/A	10 U	N/A
4-Chlorophenyl phenyl ether	UG/L	N/A	N/A	N/A	10 UJ	N/A
Fluorene	UG/L	N/A	N/A	N/A	10 U	N/A
4-Nitroaniline	UG/L	N/A	N/A	N/A	25 U	N/A
4,6-Dinitro-2-methylphenol	UG/L	N/A	N/A	N/A	25 U	N/A
N-nitrosodiphenylamine	UG/L	N/A	N/A	N/A	10 U	N/A
4-Bromophenyl-phenylether	UG/L	N/A	N/A	N/A	10 U	N/A
Hexachlorobenzene	UG/L	N/A	N/A	N/A	10 U	N/A
Pentachlorophenol	UG/L	N/A	N/A	N/A	25 U	N/A
Phenanthrene	UG/L	N/A	N/A	N/A	10 U	N/A
Anthracene	UG/L	N/A	N/A	N/A	10 U	N/A
Carbazole	UG/L	N/A	N/A	N/A	10 U	N/A
di-n-Butylphthalate	UG/L	N/A	N/A	N/A	10 U	N/A
Fluoranthene	UG/L	N/A	N/A	N/A	10 U	N/A
Pyrene	UG/L	N/A	N/A	N/A	10 U	N/A
Butyl benzyl phthalate	UG/L	N/A	N/A	N/A	10 U	N/A
3,3'-Dichlorobenzidine	UG/L	N/A	N/A	N/A	10 U	N/A
Benzo[a]anthracene	UG/L	N/A	N/A	N/A	10 U	N/A
Chrysene	UG/L	N/A	N/A	N/A	10 U	N/A
bis(2-Ethylhexyl)phthalate	UG/L	N/A	N/A	N/A	10 U	N/A
di-n-Octylphthalate	UG/L	N/A	N/A	N/A	10 U	N/A
Benzo[b]fluoranthene	UG/L	N/A	N/A	N/A	10 U	N/A
Benzo[k]fluoranthene	UG/L	N/A	N/A	N/A	10 UJ	N/A
Benzo[a]pyrene	UG/L	N/A	N/A	N/A	10 U	N/A
Indeno[1,2,3-cd]pyrene	UG/L	N/A	N/A	N/A	10 U	N/A
Dibenz[a,h]anthracene	UG/L	N/A	N/A	N/A	10 U	N/A
Benzo[g,h,i]perylene	UG/L	N/A	N/A	N/A	10 U	N/A

FREQUENCY OF DETECTION SUMMARY
 OPERABLE UNIT No. 11
 SITE 80 - QA/QC - SOIL
 REMEDIAL INVESTIGATION CTO-0274
 MCB CAMP LEJEUNE, NORTH CAROLINA
 TCL ORGANICS

Client Sample ID:	80-TB-04	80-TB-05	80-TB-06	80-TK-01	80-RB13
Laboratory Sample ID:	Q41118901	Q41119002	AC7818	AD2152	AF7037
Date Sampled:	11/04/94	11/05/94	11/06/94	12/03/94	06/14/95

		<u>UNITS</u>				
<u>PESTICIDES/PCBs</u>						
alpha-BHC	UG/L	N/A	N/A	N/A	0.05 UJ	0.05 U
beta-BHC	UG/L	N/A	N/A	N/A	0.05 UJ	0.05 U
delta-BHC	UG/L	N/A	N/A	N/A	0.05 UJ	0.05 U
Lindane (gamma-BHC)	UG/L	N/A	N/A	N/A	0.05 UJ	0.05 U
Heptachlor	UG/L	N/A	N/A	N/A	0.05 UJ	0.05 U
Aldrin	UG/L	N/A	N/A	N/A	0.05 UJ	0.05 U
Heptachlor epoxide	UG/L	N/A	N/A	N/A	0.05 UJ	0.05 U
Endosulfan I	UG/L	N/A	N/A	N/A	0.05 UJ	0.05 U
Dieldrin	UG/L	N/A	N/A	N/A	0.1 UJ	0.1 U
4,4'-DDE	UG/L	N/A	N/A	N/A	0.1 UJ	0.1 U
Endrin	UG/L	N/A	N/A	N/A	0.1 UJ	0.1 U
Endosulfan II	UG/L	N/A	N/A	N/A	0.1 UJ	0.1 U
4,4'-DDD	UG/L	N/A	N/A	N/A	0.1 UJ	0.1 U
Endosulfan sulfate	UG/L	N/A	N/A	N/A	0.1 UJ	0.1 U
4,4'-DDT	UG/L	N/A	N/A	N/A	0.1 UJ	0.1 U
Methoxychlor	UG/L	N/A	N/A	N/A	0.5 UJ	0.5 U
Endrin ketone	UG/L	N/A	N/A	N/A	0.1 UJ	0.1 U
Endrin aldehyde	UG/L	N/A	N/A	N/A	0.1 UJ	0.1 U
alpha-Chlordane	UG/L	N/A	N/A	N/A	0.05 UJ	0.05 U
gamma-Chlordane	UG/L	N/A	N/A	N/A	0.05 UJ	0.05 U
Toxaphene	UG/L	N/A	N/A	N/A	5 UJ	5 U
Aroclor 1016	UG/L	N/A	N/A	N/A	1 UJ	N/A
Aroclor 1221	UG/L	N/A	N/A	N/A	2 UJ	N/A
Aroclor 1232	UG/L	N/A	N/A	N/A	1 UJ	N/A
Aroclor 1242	UG/L	N/A	N/A	N/A	1 UJ	N/A
Aroclor 1248	UG/L	N/A	N/A	N/A	1 UJ	N/A
Aroclor 1254	UG/L	N/A	N/A	N/A	1 UJ	N/A
Aroclor 1260	UG/L	N/A	N/A	N/A	1 UJ	N/A

FREQUENCY OF DETECTION SUMMARY
 OPERABLE UNIT No. 11
 SITE 80 - QA/QC - SOIL
 REMEDIAL INVESTIGATION CTO-0274
 MCB CAMP LEJEUNE, NORTH CAROLINA
 TCL ORGANICS

Client Sample ID: Laboratory Sample ID: Date Sampled:		MINIMUM NONDETECTED	MAXIMUM NONDETECTED	MINIMUM DETECTED	MAXIMUM DETECTED	LOCATION OF MAXIMUM DETECTED	FREQUENCY OF DETECTION
	<u>UNITS</u>						
	<u>VOLATILES</u>						
	Chloromethane	UG/L	10 U	10 U	ND	ND	0/10
	Bromomethane	UG/L	10 UJ	10 UJ	ND	ND	0/10
	Vinyl chloride	UG/L	10 U	10 U	ND	ND	0/10
	Chloroethane	UG/L	10 U	10 U	ND	ND	0/10
	Methylene chloride	UG/L	10 U	10 U	1 J	14	80-TB-02 5/10
	Acetone	UG/L	10 U	10 U	5 J	780 J	80-TK-01 5/10
	Carbon Disulfide	UG/L	10 U	10 U	ND	ND	0/10
	1,1-Dichloroethene	UG/L	10 U	10 U	ND	ND	0/10
	1,1-Dichloroethane	UG/L	10 U	10 U	ND	ND	0/10
	1,2-Dichloroethene(total)	UG/L	10 U	10 U	ND	ND	0/10
	Chloroform	UG/L	10 U	10 U	ND	ND	0/10
	1,2-Dichloroethane	UG/L	10 U	10 U	1 J	2 J	80-TB-05 7/10
	2-Butanone	UG/L	10 U	10 U	3 J	10	80-TB-06 4/10
	1,1,1-Trichloroethane	UG/L	10 U	10 U	ND	ND	0/10
	Carbon tetrachloride	UG/L	10 U	10 U	ND	ND	0/10
	Bromodichloromethane	UG/L	10 U	10 U	ND	ND	0/10
	1,2-Dichloropropane	UG/L	10 U	10 U	ND	ND	0/10
	cis-1,3-Dichloropropene	UG/L	10 U	10 U	ND	ND	0/10
	Trichloroethene	UG/L	10 U	10 U	ND	ND	0/10
	Dibromochloromethane	UG/L	10 U	10 U	ND	ND	0/10
	1,1,2-Trichloroethane	UG/L	10 U	10 U	ND	ND	0/10
	Benzene	UG/L	10 U	10 U	ND	ND	0/10
	trans-1,3-Dichloropropene	UG/L	10 U	10 U	ND	ND	0/10
	Bromoform	UG/L	10 U	10 U	ND	ND	0/10
	4-Methyl-2-pentanone	UG/L	10 U	10 U	ND	ND	0/10
	2-Hexanone	UG/L	10 U	10 U	ND	ND	0/10
	Tetrachloroethene	UG/L	10 U	10 U	3 J	3 J	80-TB-06 1/10
	1,1,2,2-Tetrachloroethane	UG/L	10 U	10 U	ND	ND	0/10
	Toluene	UG/L	10 U	10 U	ND	ND	0/10
	Chlorobenzene	UG/L	10 U	10 U	ND	ND	0/10
	Ethylbenzene	UG/L	10 U	10 U	ND	ND	0/10
	Styrene	UG/L	10 U	10 U	ND	ND	0/10
	Xylenes (total)	UG/L	10 U	10 U	ND	ND	0/10

FREQUENCY OF DETECTION SUMMARY
 OPERABLE UNIT No. 11
 SITE 80 - QA/QC - SOIL
 REMEDIAL INVESTIGATION CTO-0274
 MCB CAMP LEJEUNE, NORTH CAROLINA
 TCL ORGANICS

Client Sample ID:						LOCATION OF	FREQUENCY
Laboratory Sample ID:		MINIMUM	MAXIMUM	MINIMUM	MAXIMUM	MAXIMUM	OF
Date Sampled:		NONDETECTED	NONDETECTED	DETECTED	DETECTED	DETECTED	DETECTION
	<u>UNITS</u>						
	<u>SEMIVOLATILES</u>						
Phenol	UG/L	10 U	10 U	ND	ND		0/3
bis(2-Chloroethyl) ether	UG/L	10 U	10 U	ND	ND		0/3
2-Chlorophenol	UG/L	10 U	10 U	ND	ND		0/3
1,3-Dichlorobenzene	UG/L	10 U	10 U	ND	ND		0/3
1,4-Dichlorobenzene	UG/L	10 U	10 U	ND	ND		0/3
1,2-Dichlorobenzene	UG/L	10 U	10 U	ND	ND		0/3
2-Methylphenol	UG/L	10 U	10 U	ND	ND		0/3
2,2-oxybis-(1-chloropropane)	UG/L	10 U	10 U	ND	ND		0/3
4-Methylphenol	UG/L	10 U	10 U	ND	ND		0/3
N-Nitroso-di-n-propylamine	UG/L	10 U	10 U	ND	ND		0/3
Hexachloroethane	UG/L	10 U	10 U	ND	ND		0/3
Nitrobenzene	UG/L	10 U	10 U	ND	ND		0/3
Isophorone	UG/L	10 U	10 U	ND	ND		0/3
2-Nitrophenol	UG/L	10 U	10 U	ND	ND		0/3
2,4-Dimethylphenol	UG/L	10 U	10 U	ND	ND		0/3
bis(2-Chloroethoxy) methane	UG/L	10 U	10 U	ND	ND		0/3
2,4-Dichlorophenol	UG/L	10 U	10 U	ND	ND		0/3
1,2,4-Trichlorobenzene	UG/L	10 U	10 U	ND	ND		0/3
Naphthalene	UG/L	10 U	10 U	ND	ND		0/3
4-Chloroaniline	UG/L	10 U	10 U	ND	ND		0/3
Hexachlorobutadiene	UG/L	10 U	10 U	ND	ND		0/3
4-Chloro-3-methylphenol	UG/L	10 U	10 U	ND	ND		0/3
2-Methylnaphthalene	UG/L	10 U	10 U	ND	ND		0/3
Hexachlorocyclopentadiene	UG/L	10 U	10 U	ND	ND		0/3
2,4,6-Trichlorophenol	UG/L	10 U	10 U	ND	ND		0/3
2,4,5-Trichlorophenol	UG/L	25 U	25 U	ND	ND		0/3
2-Chloronaphthalene	UG/L	10 U	10 U	ND	ND		0/3
2-Nitroaniline	UG/L	25 U	25 U	ND	ND		0/3
Dimethyl phthalate	UG/L	10 U	10 U	ND	ND		0/3
Acenaphthylene	UG/L	10 U	10 U	ND	ND		0/3
2,6-Dinitrotoluene	UG/L	10 U	10 U	ND	ND		0/3
3-Nitroaniline	UG/L	25 U	25 U	ND	ND		0/3
Acenaphthene	UG/L	10 U	10 U	ND	ND		0/3

FREQUENCY OF DETECTION SUMMARY
 OPERABLE UNIT No. 11
 SITE 80 - QA/QC - SOIL
 REMEDIAL INVESTIGATION CTO-0274
 MCB CAMP LEJEUNE, NORTH CAROLINA
 TCL ORGANICS

Client Sample ID:						LOCATION OF	FREQUENCY
Laboratory Sample ID:		MINIMUM	MAXIMUM	MINIMUM	MAXIMUM	MAXIMUM	OF
Date Sampled:		NONDETECTED	NONDETECTED	DETECTED	DETECTED	DETECTED	DETECTION
	<u>UNITS</u>						
	<u>SEMIVOLATILES Cont.</u>						
2,4-Dinitrophenol	UG/L	25 U	25 U	ND	ND		0/3
4-Nitrophenol	UG/L	25 U	25 U	ND	ND		0/3
Dibenzofuran	UG/L	10 U	10 U	ND	ND		0/3
2,4-Dinitrotoluene	UG/L	10 U	10 U	ND	ND		0/3
Diethylphthalate	UG/L	10 U	10 U	ND	ND		0/3
4-Chlorophenyl phenyl ether	UG/L	10 U	10 U	ND	ND		0/3
Fluorene	UG/L	10 U	10 U	ND	ND		0/3
4-Nitroaniline	UG/L	25 U	25 U	ND	ND		0/3
4,6-Dinitro-2-methylphenol	UG/L	25 U	25 U	ND	ND		0/3
N-nitrosodiphenylamine	UG/L	10 U	10 U	ND	ND		0/3
4-Bromophenyl-phenylether	UG/L	10 U	10 U	ND	ND		0/3
Hexachlorobenzene	UG/L	10 U	10 U	ND	ND		0/3
Pentachlorophenol	UG/L	25 U	25 U	ND	ND		0/3
Phenanthrene	UG/L	10 U	10 U	ND	ND		0/3
Anthracene	UG/L	10 U	10 U	ND	ND		0/3
Carbazole	UG/L	10 U	10 U	ND	ND		0/3
di-n-Butylphthalate	UG/L	10 U	10 U	ND	ND		0/3
Fluoranthene	UG/L	10 U	10 U	ND	ND		0/3
Pyrene	UG/L	10 U	10 U	ND	ND		0/3
Butyl benzyl phthalate	UG/L	10 U	10 U	ND	ND		0/3
3,3'-Dichlorobenzidine	UG/L	10 U	10 U	ND	ND		0/3
Benzo[a]anthracene	UG/L	10 U	10 U	ND	ND		0/3
Chrysene	UG/L	10 U	10 U	ND	ND		0/3
bis(2-Ethylhexyl)phthalate	UG/L	10 U	10 U	ND	ND		0/3
di-n-Octylphthalate	UG/L	10 U	10 U	ND	ND		0/3
Benzo[b]fluoranthene	UG/L	10 U	10 U	ND	ND		0/3
Benzo[k]fluoranthene	UG/L	10 U	10 U	ND	ND		0/3
Benzo[a]pyrene	UG/L	10 U	10 U	ND	ND		0/3
Indeno[1,2,3-cd]pyrene	UG/L	10 U	10 U	ND	ND		0/3
Dibenz[a,h]anthracene	UG/L	10 U	10 U	ND	ND		0/3
Benzo[g,h,i]perylene	UG/L	10 U	10 U	ND	ND		0/3

FREQUENCY OF DETECTION SUMMARY
 OPERABLE UNIT No. 11
 SITE 80 - QA/QC - SOIL
 REMEDIAL INVESTIGATION CTO-0274
 MCB CAMP LEJEUNE, NORTH CAROLINA
 TCL ORGANICS

Client Sample ID:						LOCATION OF	FREQUENCY
Laboratory Sample ID:		MINIMUM	MAXIMUM	MINIMUM	MAXIMUM	MAXIMUM	OF
Date Sampled:		NONDETECTED	NONDETECTED	DETECTED	DETECTED	DETECTED	DETECTION
	<u>UNITS</u>						
	<u>PESTICIDES/PCBs</u>						
alpha-BHC	UG/L	0.05 U	0.05 U	ND	ND		0/4
beta-BHC	UG/L	0.05 U	0.05 U	ND	ND		0/4
delta-BHC	UG/L	0.05 U	0.05 U	ND	ND		0/4
Lindane (gamma-BHC)	UG/L	0.05 U	0.05 U	ND	ND		0/4
Heptachlor	UG/L	0.05 U	0.05 U	ND	ND		0/4
Aldrin	UG/L	0.05 U	0.05 U	ND	ND		0/4
Heptachlor epoxide	UG/L	0.05 U	0.05 U	ND	ND		0/4
Endosulfan I	UG/L	0.05 U	0.05 U	ND	ND		0/4
Dieldrin	UG/L	0.1 U	0.1 U	ND	ND		0/4
4,4'-DDE	UG/L	0.1 U	0.1 U	ND	ND		0/4
Endrin	UG/L	0.1 U	0.1 U	ND	ND		0/4
Endosulfan II	UG/L	0.1 U	0.1 U	ND	ND		0/4
4,4'-DDD	UG/L	0.1 U	0.1 U	ND	ND		0/4
Endosulfan sulfate	UG/L	0.1 U	0.1 U	ND	ND		0/4
4,4'-DDT	UG/L	0.1 U	0.1 U	ND	ND		0/4
Methoxychlor	UG/L	0.5 U	0.5 U	ND	ND		0/4
Endrin ketone	UG/L	0.1 U	0.1 U	ND	ND		0/4
Endrin aldehyde	UG/L	0.1 U	0.1 U	ND	ND		0/4
alpha-Chlordane	UG/L	0.05 U	0.05 U	ND	ND		0/4
gamma-Chlordane	UG/L	0.05 U	0.05 U	ND	ND		0/4
Toxaphene	UG/L	5 U	5 U	ND	ND		0/4
Aroclor 1016	UG/L	1 U	1 U	ND	ND		0/3
Aroclor 1221	UG/L	2 U	2 U	ND	ND		0/3
Aroclor 1232	UG/L	1 U	1 U	ND	ND		0/3
Aroclor 1242	UG/L	1 U	1 U	ND	ND		0/3
Aroclor 1248	UG/L	1 U	1 U	ND	ND		0/3
Aroclor 1254	UG/L	1 U	1 U	ND	ND		0/3
Aroclor 1260	UG/L	1 U	1 U	ND	ND		0/3

APPENDIX J.2
SOIL METALS

FREQUENCY OF DETECTION SUMMARY
 OPERABLE UNIT No. 11
 SITE 80 - QA/QC - SOIL
 REMEDIAL INVESTIGATION CTO-0274
 MCB CAMP LEJEUNE, NORTH CAROLINA
 TAL INORGANICS

Client Sample ID:	80-RS-01	80-RS-03	80-RS-05	80-TK-01
Laboratory Sample ID:	AC6659	Q41118801	Q41119001	AD2153
Date Sampled:	11/01/94	11/03/94	11/05/94	12/03/94

	<u>UNITS</u>				
Aluminum	UG/L	40 U	11 U	11 U	422
Antimony	UG/L	50 U	12.2 U	12.2 U	50 U
Arsenic	UG/L	10 U	2.3 U	2.3 U	10 U
Barium	UG/L	2 U	0.5 U	0.5 U	27.7 J
Beryllium	UG/L	1 U	0.1 U	0.1 U	1 U
Cadmium	UG/L	5 U	1.5 U	1.5 U	5 U
Calcium	UG/L	113	23.7	17.8	44100
Chromium	UG/L	10 U	1.8 U	1.8 U	10 U
Cobalt	UG/L	10 U	1.9 U	1.9 U	10 U
Copper	UG/L	10 U	1.4 U	1.4 U	10 U
Iron	UG/L	76.2	5.5	5.2	344
Lead	UG/L	4.7	1.4 U	1.4 U	3 U
Magnesium	UG/L	50 U	11.1 U	11.1 U	3160
Manganese	UG/L	2 U	0.45	0.4 U	39
Mercury	UG/L	0.22	0.2 U	0.2 U	0.2 U
Nickel	UG/L	20 U	4.3 U	4.3 U	20 U
Potassium	UG/L	1000 U	381 U	381 U	1640
Selenium	UG/L	5 U	2.6 U	2.6 U	5 U
Silver	UG/L	5 U	2 U	2 U	5 U
Sodium	UG/L	100 U	30.1	42.2	22200
Thallium	UG/L	10 U	4 U	4 U	10 UJ
Vanadium	UG/L	10 U	1.4 U	1.4 U	10 U
Zinc	UG/L	68.1	6.8	7.3	31.9 UJ

FREQUENCY OF DETECTION SUMMARY
 OPERABLE UNIT No. 11
 SITE 80 - QA/QC - SOIL
 REMEDIAL INVESTIGATION CTO-0274
 MCB CAMP LEJEUNE, NORTH CAROLINA
 TAL INORGANICS

Client Sample ID:							
Laboratory Sample ID:	MINIMUM	MAXIMUM	MINIMUM	MAXIMUM	LOCATION OF	FREQUENCY	
Date Sampled:	NONDETECTED	NONDETECTED	DETECTED	DETECTED	MAXIMUM	OF	
					DETECTED	DETECTION	
	<u>UNITS</u>						
Aluminum	UG/L	11 U	40 U	422	422	80-TK-01	1/4
Antimony	UG/L	12.2 U	50 U	ND	ND		0/4
Arsenic	UG/L	2.3 U	10 U	ND	ND		0/4
Barium	UG/L	0.5 U	2 U	27.7 J	27.7 J	80-TK-01	1/4
Beryllium	UG/L	0.1 U	1 U	ND	ND		0/4
Cadmium	UG/L	1.5 U	5 U	ND	ND		0/4
Calcium	UG/L	NA	NA	17.8	44100	80-TK-01	4/4
Chromium	UG/L	1.8 U	10 U	ND	ND		0/4
Cobalt	UG/L	1.9 U	10 U	ND	ND		0/4
Copper	UG/L	1.4 U	10 U	ND	ND		0/4
Iron	UG/L	NA	NA	5.2	344	80-TK-01	4/4
Lead	UG/L	1.4 U	3 U	4.7	4.7	80-RS-01	1/4
Magnesium	UG/L	11.1 U	50 U	3160	3160	80-TK-01	1/4
Manganese	UG/L	0.4 U	2 U	0.45	39	80-TK-01	2/4
Mercury	UG/L	0.2 U	0.2 U	0.22	0.22	80-RS-01	1/4
Nickel	UG/L	4.3 U	20 U	ND	ND		0/4
Potassium	UG/L	381 U	1000 U	1640	1640	80-TK-01	1/4
Selenium	UG/L	2.6 U	5 U	ND	ND		0/4
Silver	UG/L	2 U	5 U	ND	ND		0/4
Sodium	UG/L	100 U	100 U	30.1	22200	80-TK-01	3/4
Thallium	UG/L	4 U	10 U	ND	ND		0/4
Vanadium	UG/L	1.4 U	10 U	ND	ND		0/4
Zinc	UG/L	31.9 UJ	31.9 UJ	6.8	68.1	80-RS-01	3/4

APPENDIX J.3
GROUNDWATER ORGANICS

FREQUENCY OF DETECTION SUMMARY
 OPERABLE UNIT No. 11
 SITE 80 - QA/QC - GROUNDWATER
 REMEDIAL INVESTIGATION CTO-0274
 MCB CAMP LEJEUNE, NORTH CAROLINA
 TCL ORGANICS

Client Sample ID:	80-RS-07	80-TB-07	80-RB22
Laboratory Sample ID:	AD0596	AD0619	AG0349
Date Sampled:	11/20/94	11/21/94	07/14/95

	UNITS			
<u>VOLATILES</u>				
Chloromethane	UG/L	10 U	10 U	NA
Bromomethane	UG/L	10 U	10 U	NA
Vinyl chloride	UG/L	10 U	10 U	NA
Chloroethane	UG/L	10 U	10 U	NA
Methylene chloride	UG/L	10 U	1 J	NA
Acetone	UG/L	12	6 J	NA
Carbon Disulfide	UG/L	10 U	10 U	NA
1,1-Dichloroethene	UG/L	10 U	10 U	NA
1,1-Dichloroethane	UG/L	10 U	10 U	NA
1,2-Dichloroethene(total)	UG/L	10 U	10 U	NA
Chloroform	UG/L	10 U	10 U	NA
1,2-Dichloroethane	UG/L	10 U	2 J	NA
2-Butanone	UG/L	8 J	7 J	NA
1,1,1-Trichloroethane	UG/L	10 U	10 U	NA
Carbon tetrachloride	UG/L	10 U	10 U	NA
Bromodichloromethane	UG/L	10 U	10 U	NA
1,2-Dichloropropane	UG/L	10 U	10 U	NA
cis-1,3-Dichloropropene	UG/L	10 U	10 U	NA
Trichloroethene	UG/L	10 U	10 U	NA
Dibromochloromethane	UG/L	10 U	10 U	NA
1,1,2-Trichloroethane	UG/L	10 U	10 U	NA
Benzene	UG/L	10 U	10 U	NA
trans-1,3-Dichloropropene	UG/L	10 U	10 U	NA
Bromoform	UG/L	10 U	10 U	NA
4-Methyl-2-pentanone	UG/L	10 U	10 U	NA
2-Hexanone	UG/L	10 U	10 U	NA
Tetrachloroethene	UG/L	10 U	10 U	NA
1,1,2,2-Tetrachloroethane	UG/L	10 U	10 U	NA
Toluene	UG/L	10 U	10 U	NA
Chlorobenzene	UG/L	10 U	10 U	NA
Ethylbenzene	UG/L	10 U	10 U	NA
Styrene	UG/L	10 U	10 U	NA
Xylenes (total)	UG/L	10 U	10 U	NA

FREQUENCY OF DETECTION SUMMARY
 OPERABLE UNIT No. 11
 SITE 80 - QA/QC - GROUNDWATER
 REMEDIAL INVESTIGATION CTO-0274
 MCB CAMP LEJEUNE, NORTH CAROLINA
 TCL ORGANICS

Client Sample ID:	80-RS-07	80-TB-07	80-RB22
Laboratory Sample ID:	AD0596	AD0619	AG0349
Date Sampled:	11/20/94	11/21/94	07/14/95

	<u>UNITS</u>			
<u>SEMIVOLATILES</u>				
Phenol	UG/L	10 U	NA	NA
bis(2-Chloroethyl) ether	UG/L	10 U	NA	NA
2-Chlorophenol	UG/L	10 U	NA	NA
1,3-Dichlorobenzene	UG/L	10 U	NA	NA
1,4-Dichlorobenzene	UG/L	10 U	NA	NA
1,2-Dichlorobenzene	UG/L	10 U	NA	NA
2-Methylphenol	UG/L	10 U	NA	NA
2,2'-oxybis-(1-chloropropane)	UG/L	10 U	NA	NA
4-Methylphenol	UG/L	10 U	NA	NA
N-Nitroso-di-n-propylamine	UG/L	10 U	NA	NA
Hexachloroethane	UG/L	10 U	NA	NA
Nitrobenzene	UG/L	10 U	NA	NA
Isophorone	UG/L	10 U	NA	NA
2-Nitrophenol	UG/L	10 U	NA	NA
2,4-Dimethylphenol	UG/L	10 U	NA	NA
bis(2-Chloroethoxy) methane	UG/L	10 U	NA	NA
2,4-Dichlorophenol	UG/L	10 U	NA	NA
1,2,4-Trichlorobenzene	UG/L	10 U	NA	NA
Naphthalene	UG/L	10 U	NA	NA
4-Chloroaniline	UG/L	10 U	NA	NA
Hexachlorobutadiene	UG/L	10 U	NA	NA
4-Chloro-3-methylphenol	UG/L	10 U	NA	NA
2-Methylnaphthalene	UG/L	10 U	NA	NA
Hexachlorocyclopentadiene	UG/L	10 U	NA	NA
2,4,6-Trichlorophenol	UG/L	10 U	NA	NA
2,4,5-Trichlorophenol	UG/L	25 U	NA	NA
2-Chloronaphthalene	UG/L	10 U	NA	NA
2-Nitroaniline	UG/L	25 U	NA	NA
Dimethyl phthalate	UG/L	10 U	NA	NA
Acenaphthylene	UG/L	10 U	NA	NA
2,6-Dinitrotoluene	UG/L	10 U	NA	NA
3-Nitroaniline	UG/L	25 U	NA	NA
Acenaphthene	UG/L	10 U	NA	NA

FREQUENCY OF DETECTION SUMMARY
 OPERABLE UNIT No. 11
 SITE 80 - QA/QC - GROUNDWATER
 REMEDIAL INVESTIGATION CTO-0274
 MCB CAMP LEJEUNE, NORTH CAROLINA
 TCL ORGANICS

Client Sample ID:	80-RS-07	80-TB-07	80-RB22
Laboratory Sample ID:	AD0596	AD0619	AG0349
Date Sampled:	11/20/94	11/21/94	07/14/95

	<u>UNITS</u>			
<u>SEMIVOLATILES Cont.</u>				
2,4-Dinitrophenol	UG/L	25 U	NA	NA
4-Nitrophenol	UG/L	25 U	NA	NA
Dibenzofuran	UG/L	10 U	NA	NA
2,4-Dinitrotoluene	UG/L	10 U	NA	NA
Diethylphthalate	UG/L	10 U	NA	NA
4-Chlorophenyl phenyl ether	UG/L	10 U	NA	NA
Fluorene	UG/L	10 U	NA	NA
4-Nitroaniline	UG/L	25 U	NA	NA
4,6-Dinitro-2-methylphenol	UG/L	25 U	NA	NA
N-nitrosodiphenylamine	UG/L	10 U	NA	NA
4-Bromophenyl-phenylether	UG/L	10 U	NA	NA
Hexachlorobenzene	UG/L	10 U	NA	NA
Pentachlorophenol	UG/L	25 U	NA	NA
Phenanthrene	UG/L	10 U	NA	NA
Anthracene	UG/L	10 U	NA	NA
Carbazole	UG/L	10 U	NA	NA
di-n-Butylphthalate	UG/L	10 U	NA	NA
Fluoranthene	UG/L	10 U	NA	NA
Pyrene	UG/L	10 U	NA	NA
Butyl benzyl phthalate	UG/L	10 U	NA	NA
3,3'-Dichlorobenzidine	UG/L	10 U	NA	NA
Benzo[a]anthracene	UG/L	10 U	NA	NA
Chrysene	UG/L	10 U	NA	NA
bis(2-Ethylhexyl)phthalate	UG/L	10 U	NA	NA
di-n-Octylphthalate	UG/L	10 U	NA	NA
Benzo[b]fluoranthene	UG/L	10 U	NA	NA
Benzo[k]fluoranthene	UG/L	10 U	NA	NA
Benzo[a]pyrene	UG/L	10 U	NA	NA
Indeno[1,2,3-cd]pyrene	UG/L	10 U	NA	NA
Dibenz[a,h]anthracene	UG/L	10 U	NA	NA
Benzo[g,h,i]perylene	UG/L	10 U	NA	NA

FREQUENCY OF DETECTION SUMMARY
 OPERABLE UNIT No. 11
 SITE 80 - QA/QC - GROUNDWATER
 REMEDIAL INVESTIGATION CTO-0274
 MCB CAMP LEJEUNE, NORTH CAROLINA
 TCL ORGANICS

Client Sample ID:	80-RS-07	80-TB-07	80-RB22
Laboratory Sample ID:	AD0596	AD0619	AG0349
Date Sampled:	11/20/94	11/21/94	07/14/95

	<u>UNITS</u>			
<u>PESTICIDES/PCBs</u>				
alpha-BHC	UG/L	0.05 U	NA	0.05 UJ
beta-BHC	UG/L	0.05 U	NA	0.05 U
delta-BHC	UG/L	0.05 U	NA	0.05 U
Lindane (gamma-BHC)	UG/L	0.05 U	NA	0.05 U
Heptachlor	UG/L	0.05 U	NA	0.05 U
Aldrin	UG/L	0.05 U	NA	0.05 U
Heptachlor epoxide	UG/L	0.05 U	NA	0.05 U
Endosulfan I	UG/L	0.05 U	NA	0.05 U
Dieldrin	UG/L	0.1 U	NA	0.099 U
4,4'-DDE	UG/L	0.1 U	NA	0.099 U
Endrin	UG/L	0.1 U	NA	0.099 U
Endosulfan II	UG/L	0.1 U	NA	0.099 U
4,4'-DDD	UG/L	0.1 U	NA	0.099 U
Endosulfan sulfate	UG/L	0.1 U	NA	0.099 U
4,4'-DDT	UG/L	0.1 U	NA	0.099 U
Methoxychlor	UG/L	0.5 U	NA	0.5 U
Endrin ketone	UG/L	0.1 U	NA	0.099 U
Endrin aldehyde	UG/L	0.1 U	NA	0.099 U
alpha-Chlordane	UG/L	0.05 U	NA	0.05 U
gamma-Chlordane	UG/L	0.05 U	NA	0.05 U
Toxaphene	UG/L	5 U	NA	5 U
Aroclor 1016	UG/L	1 U	NA	0.99 U
Aroclor 1221	UG/L	2 U	NA	2 U
Aroclor 1232	UG/L	1 U	NA	0.99 U
Aroclor 1242	UG/L	1 U	NA	0.99 U
Aroclor 1248	UG/L	1 U	NA	0.99 U
Aroclor 1254	UG/L	1 U	NA	0.99 U
Aroclor 1260	UG/L	1 U	NA	0.99 U

FREQUENCY OF DETECTION SUMMARY
 OPERABLE UNIT No. 11
 SITE 80 - QA/QC - GROUNDWATER
 REMEDIAL INVESTIGATION CTO-0274
 MCB CAMP LEJEUNE, NORTH CAROLINA
 TCL ORGANICS

Client Sample ID: Laboratory Sample ID: Date Sampled:		MINIMUM NONDETECTED	MAXIMUM NONDETECTED	MINIMUM DETECTED	MAXIMUM DETECTED	LOCATION OF MAXIMUM DETECTED	FREQUENCY OF DETECTION
	<u>UNITS</u>						
	<u>VOLATILES</u>						
	Chloromethane	UG/L	10 U	10 U	ND	ND	0/2
	Bromomethane	UG/L	10 U	10 U	ND	ND	0/2
	Vinyl chloride	UG/L	10 U	10 U	ND	ND	0/2
	Chloroethane	UG/L	10 U	10 U	ND	ND	0/2
	Methylene chloride	UG/L	10 U	10 U	1 J	1 J	80-TB-07 1/2
	Acetone	UG/L	NA	NA	6 J	12	80-RS-07 2/2
	Carbon Disulfide	UG/L	10 U	10 U	ND	ND	0/2
	1,1-Dichloroethene	UG/L	10 U	10 U	ND	ND	0/2
	1,1-Dichloroethane	UG/L	10 U	10 U	ND	ND	0/2
	1,2-Dichloroethene(total)	UG/L	10 U	10 U	ND	ND	0/2
	Chloroform	UG/L	10 U	10 U	ND	ND	0/2
	1,2-Dichloroethane	UG/L	10 U	10 U	2 J	2 J	80-TB-07 1/2
	2-Butanone	UG/L	NA	NA	7 J	8 J	80-RS-07 2/2
	1,1,1-Trichloroethane	UG/L	10 U	10 U	ND	ND	0/2
	Carbon tetrachloride	UG/L	10 U	10 U	ND	ND	0/2
	Bromodichloromethane	UG/L	10 U	10 U	ND	ND	0/2
	1,2-Dichloropropane	UG/L	10 U	10 U	ND	ND	0/2
	cis-1,3-Dichloropropene	UG/L	10 U	10 U	ND	ND	0/2
	Trichloroethene	UG/L	10 U	10 U	ND	ND	0/2
	Dibromochloromethane	UG/L	10 U	10 U	ND	ND	0/2
	1,1,2-Trichloroethane	UG/L	10 U	10 U	ND	ND	0/2
	Benzene	UG/L	10 U	10 U	ND	ND	0/2
	trans-1,3-Dichloropropene	UG/L	10 U	10 U	ND	ND	0/2
	Bromoform	UG/L	10 U	10 U	ND	ND	0/2
	4-Methyl-2-pentanone	UG/L	10 U	10 U	ND	ND	0/2
	2-Hexanone	UG/L	10 U	10 U	ND	ND	0/2
	Tetrachloroethene	UG/L	10 U	10 U	ND	ND	0/2
	1,1,2,2-Tetrachloroethane	UG/L	10 U	10 U	ND	ND	0/2
	Toluene	UG/L	10 U	10 U	ND	ND	0/2
	Chlorobenzene	UG/L	10 U	10 U	ND	ND	0/2
	Ethylbenzene	UG/L	10 U	10 U	ND	ND	0/2
	Styrene	UG/L	10 U	10 U	ND	ND	0/2
	Xylenes (total)	UG/L	10 U	10 U	ND	ND	0/2

FREQUENCY OF DETECTION SUMMARY
 OPERABLE UNIT No. 11
 SITE 80 - QA/QC - GROUNDWATER
 REMEDIAL INVESTIGATION CTO-0274
 MCB CAMP LEJEUNE, NORTH CAROLINA
 TCL ORGANICS

Client Sample ID: Laboratory Sample ID: Date Sampled:		MINIMUM NONDETECTED	MAXIMUM NONDETECTED	MINIMUM DETECTED	MAXIMUM DETECTED	LOCATION OF MAXIMUM DETECTED	FREQUENCY OF DETECTION
	<u>UNITS</u>						
	<u>SEMIVOLATILES</u>						
	Phenol	UG/L	10 U	10 U	ND	ND	0/1
	bis(2-Chloroethyl) ether	UG/L	10 U	10 U	ND	ND	0/1
	2-Chlorophenol	UG/L	10 U	10 U	ND	ND	0/1
	1,3-Dichlorobenzene	UG/L	10 U	10 U	ND	ND	0/1
	1,4-Dichlorobenzene	UG/L	10 U	10 U	ND	ND	0/1
	1,2-Dichlorobenzene	UG/L	10 U	10 U	ND	ND	0/1
	2-Methylphenol	UG/L	10 U	10 U	ND	ND	0/1
	2,2'-oxybis-(1-chloropropane)	UG/L	10 U	10 U	ND	ND	0/1
	4-Methylphenol	UG/L	10 U	10 U	ND	ND	0/1
	N-Nitroso-di-n-propylamine	UG/L	10 U	10 U	ND	ND	0/1
	Hexachloroethane	UG/L	10 U	10 U	ND	ND	0/1
	Nitrobenzene	UG/L	10 U	10 U	ND	ND	0/1
	Isophorone	UG/L	10 U	10 U	ND	ND	0/1
	2-Nitrophenol	UG/L	10 U	10 U	ND	ND	0/1
	2,4-Dimethylphenol	UG/L	10 U	10 U	ND	ND	0/1
	bis(2-Chloroethoxy) methane	UG/L	10 U	10 U	ND	ND	0/1
	2,4-Dichlorophenol	UG/L	10 U	10 U	ND	ND	0/1
	1,2,4-Trichlorobenzene	UG/L	10 U	10 U	ND	ND	0/1
	Naphthalene	UG/L	10 U	10 U	ND	ND	0/1
	4-Chloroaniline	UG/L	10 U	10 U	ND	ND	0/1
	Hexachlorobutadiene	UG/L	10 U	10 U	ND	ND	0/1
	4-Chloro-3-methylphenol	UG/L	10 U	10 U	ND	ND	0/1
	2-Methylnaphthalene	UG/L	10 U	10 U	ND	ND	0/1
	Hexachlorocyclopentadiene	UG/L	10 U	10 U	ND	ND	0/1
	2,4,6-Trichlorophenol	UG/L	10 U	10 U	ND	ND	0/1
	2,4,5-Trichlorophenol	UG/L	25 U	25 U	ND	ND	0/1
	2-Chloronaphthalene	UG/L	10 U	10 U	ND	ND	0/1
	2-Nitroaniline	UG/L	25 U	25 U	ND	ND	0/1
	Dimethyl phthalate	UG/L	10 U	10 U	ND	ND	0/1
	Acenaphthylene	UG/L	10 U	10 U	ND	ND	0/1
	2,6-Dinitrotoluene	UG/L	10 U	10 U	ND	ND	0/1
	3-Nitroaniline	UG/L	25 U	25 U	ND	ND	0/1
	Acenaphthene	UG/L	10 U	10 U	ND	ND	0/1

FREQUENCY OF DETECTION SUMMARY
 OPERABLE UNIT No. 11
 SITE 80 - QA/QC - GROUNDWATER
 REMEDIAL INVESTIGATION CTO-0274
 MCB CAMP LEJEUNE, NORTH CAROLINA
 TCL ORGANICS

Client Sample ID: Laboratory Sample ID: Date Sampled:		MINIMUM NONDETECTED	MAXIMUM NONDETECTED	MINIMUM DETECTED	MAXIMUM DETECTED	LOCATION OF MAXIMUM DETECTED	FREQUENCY OF DETECTION
	<u>UNITS</u>						
	<u>SEMIVOLATILES Cont.</u>						
	2,4-Dinitrophenol	UG/L	25 U	25 U	ND	ND	0/1
	4-Nitrophenol	UG/L	25 U	25 U	ND	ND	0/1
	Dibenzofuran	UG/L	10 U	10 U	ND	ND	0/1
	2,4-Dinitrotoluene	UG/L	10 U	10 U	ND	ND	0/1
	Diethylphthalate	UG/L	10 U	10 U	ND	ND	0/1
	4-Chlorophenyl phenyl ether	UG/L	10 U	10 U	ND	ND	0/1
	Fluorene	UG/L	10 U	10 U	ND	ND	0/1
	4-Nitroaniline	UG/L	25 U	25 U	ND	ND	0/1
	4,6-Dinitro-2-methylphenol	UG/L	25 U	25 U	ND	ND	0/1
	N-nitrosodiphenylamine	UG/L	10 U	10 U	ND	ND	0/1
	4-Bromophenyl-phenylether	UG/L	10 U	10 U	ND	ND	0/1
	Hexachlorobenzene	UG/L	10 U	10 U	ND	ND	0/1
	Pentachlorophenol	UG/L	25 U	25 U	ND	ND	0/1
	Phenanthrene	UG/L	10 U	10 U	ND	ND	0/1
	Anthracene	UG/L	10 U	10 U	ND	ND	0/1
	Carbazole	UG/L	10 U	10 U	ND	ND	0/1
	di-n-Butylphthalate	UG/L	10 U	10 U	ND	ND	0/1
	Fluoranthene	UG/L	10 U	10 U	ND	ND	0/1
	Pyrene	UG/L	10 U	10 U	ND	ND	0/1
	Butyl benzyl phthalate	UG/L	10 U	10 U	ND	ND	0/1
	3,3'-Dichlorobenzidine	UG/L	10 U	10 U	ND	ND	0/1
	Benzo[a]anthracene	UG/L	10 U	10 U	ND	ND	0/1
	Chrysene	UG/L	10 U	10 U	ND	ND	0/1
	bis(2-Ethylhexyl)phthalate	UG/L	10 U	10 U	ND	ND	0/1
	di-n-Octylphthalate	UG/L	10 U	10 U	ND	ND	0/1
	Benzo[b]fluoranthene	UG/L	10 U	10 U	ND	ND	0/1
	Benzo[k]fluoranthene	UG/L	10 U	10 U	ND	ND	0/1
	Benzo[a]pyrene	UG/L	10 U	10 U	ND	ND	0/1
	Indeno[1,2,3-cd]pyrene	UG/L	10 U	10 U	ND	ND	0/1
	Dibenz[a,h]anthracene	UG/L	10 U	10 U	ND	ND	0/1
	Benzo[g,h,i]perylene	UG/L	10 U	10 U	ND	ND	0/1

FREQUENCY OF DETECTION SUMMARY
 OPERABLE UNIT No. 11
 SITE 80 - QA/QC - GROUNDWATER
 REMEDIAL INVESTIGATION CTO-0274
 MCB CAMP LEJEUNE, NORTH CAROLINA
 TCL ORGANICS

Client Sample ID: Laboratory Sample ID: Date Sampled:		MINIMUM NONDETECTED	MAXIMUM NONDETECTED	MINIMUM DETECTED	MAXIMUM DETECTED	LOCATION OF MAXIMUM DETECTED	FREQUENCY OF DETECTION
	<u>UNITS</u>						
	<u>PESTICIDES/PCBs</u>						
	alpha-BHC	UG/L	0.05 U	0.05 U	ND	ND	0/2
	beta-BHC	UG/L	0.05 U	0.05 U	ND	ND	0/2
	delta-BHC	UG/L	0.05 U	0.05 U	ND	ND	0/2
	Lindane (gamma-BHC)	UG/L	0.05 U	0.05 U	ND	ND	0/2
	Heptachlor	UG/L	0.05 U	0.05 U	ND	ND	0/2
	Aldrin	UG/L	0.05 U	0.05 U	ND	ND	0/2
	Heptachlor epoxide	UG/L	0.05 U	0.05 U	ND	ND	0/2
	Endosulfan I	UG/L	0.05 U	0.05 U	ND	ND	0/2
	Dieldrin	UG/L	0.099 U	0.1 U	ND	ND	0/2
	4,4'-DDE	UG/L	0.099 U	0.1 U	ND	ND	0/2
	Endrin	UG/L	0.099 U	0.1 U	ND	ND	0/2
	Endosulfan II	UG/L	0.099 U	0.1 U	ND	ND	0/2
	4,4'-DDD	UG/L	0.099 U	0.1 U	ND	ND	0/2
	Endosulfan sulfate	UG/L	0.099 U	0.1 U	ND	ND	0/2
	4,4'-DDT	UG/L	0.099 U	0.1 U	ND	ND	0/2
	Methoxychlor	UG/L	0.5 U	0.5 U	ND	ND	0/2
	Endrin ketone	UG/L	0.099 U	0.1 U	ND	ND	0/2
	Endrin aldehyde	UG/L	0.099 U	0.1 U	ND	ND	0/2
	alpha-Chlordane	UG/L	0.05 U	0.05 U	ND	ND	0/2
	gamma-Chlordane	UG/L	0.05 U	0.05 U	ND	ND	0/2
	Toxaphene	UG/L	5 U	5 U	ND	ND	0/2
	Aroclor 1016	UG/L	0.99 U	1 U	ND	ND	0/2
	Aroclor 1221	UG/L	2 U	2 U	ND	ND	0/2
	Aroclor 1232	UG/L	0.99 U	1 U	ND	ND	0/2
	Aroclor 1242	UG/L	0.99 U	1 U	ND	ND	0/2
	Aroclor 1248	UG/L	0.99 U	1 U	ND	ND	0/2
	Aroclor 1254	UG/L	0.99 U	1 U	ND	ND	0/2
	Aroclor 1260	UG/L	0.99 U	1 U	ND	ND	0/2

APPENDIX J.4
GROUNDWATER TOTAL AND DISSOLVED METALS

FREQUENCY OF DETECTION SUMMARY
 OPERABLE UNIT No. 11
 SITE 80 - QA/QC - GROUNDWATER
 REMEDIAL INVESTIGATION CTO-0274
 MCB CAMP LEJEUNE, NORTH CAROLINA
 TAL INORGANICS

Client Sample ID:	80-RS-07	80-RSD-07
Laboratory Sample ID:	AD0597	AD0616
Date Sampled:	11/20/94	11/20/94

	<u>UNITS</u>		
Aluminum	UG/L	49.5	41.6
Antimony	UG/L	50 U	50 U
Arsenic	UG/L	10 U	10 U
Barium	UG/L	2 U	2 U
Beryllium	UG/L	1 U	1 U
Cadmium	UG/L	5 U	5 U
Calcium	UG/L	20 U	26.4
Chromium	UG/L	10 U	10 U
Cobalt	UG/L	10 U	10 U
Copper	UG/L	10 U	1 U
Iron	UG/L	22.2	31.1
Lead	UG/L	3 U	3 U
Magnesium	UG/L	50 U	50 U
Manganese	UG/L	2.5 J	2 U
Mercury	UG/L	0.2 U	0.2 U
Nickel	UG/L	20 U	20 U
Potassium	UG/L	1000 U	1000 U
Selenium	UG/L	5 U	5 U
Silver	UG/L	5 U	5 U
Sodium	UG/L	100 U	135
Thallium	UG/L	10 U	10 U
Vanadium	UG/L	10 U	10 U
Zinc	UG/L	12.7 J	16.8 J

FREQUENCY OF DETECTION SUMMARY
 OPERABLE UNIT No. 11
 SITE 80 - QA/QC - GROUNDWATER
 REMEDIAL INVESTIGATION CTO-0274
 MCB CAMP LEJEUNE, NORTH CAROLINA
 TAL INORGANICS

Client Sample ID:							
Laboratory Sample ID:		MINIMUM	MAXIMUM	MINIMUM	MAXIMUM	LOCATION OF	FREQUENCY
Date Sampled:		NONDETECTED	NONDETECTED	DETECTED	DETECTED	MAXIMUM	OF
						DETECTED	DETECTION
	<u>UNITS</u>						
Aluminum	UG/L	NA	NA	41.6	49.5	80-RS-07	2/2
Antimony	UG/L	50 U	50 U	ND	ND		0/2
Arsenic	UG/L	10 U	10 U	ND	ND		0/2
Barium	UG/L	2 U	2 U	ND	ND		0/2
Beryllium	UG/L	1 U	1 U	ND	ND		0/2
Cadmium	UG/L	5 U	5 U	ND	ND		0/2
Calcium	UG/L	20 U	20 U	26.4	26.4	80-RSD-07	1/2
Chromium	UG/L	10 U	10 U	ND	ND		0/2
Cobalt	UG/L	10 U	10 U	ND	ND		0/2
Copper	UG/L	1 U	10 U	ND	ND		0/2
Iron	UG/L	NA	NA	22.2	31.1	80-RSD-07	2/2
Lead	UG/L	3 U	3 U	ND	ND		0/2
Magnesium	UG/L	50 U	50 U	ND	ND		0/2
Manganese	UG/L	2 U	2 U	2.5 J	2.5 J	80-RS-07	1/2
Mercury	UG/L	0.2 U	0.2 U	ND	ND		0/2
Nickel	UG/L	20 U	20 U	ND	ND		0/2
Potassium	UG/L	1000 U	1000 U	ND	ND		0/2
Selenium	UG/L	5 U	5 U	ND	ND		0/2
Silver	UG/L	5 U	5 U	ND	ND		0/2
Sodium	UG/L	100 U	100 U	135	135	80-RSD-07	1/2
Thallium	UG/L	10 U	10 U	ND	ND		0/2
Vanadium	UG/L	10 U	10 U	ND	ND		0/2
Zinc	UG/L	NA	NA	12.7 J	16.8 J	80-RSD-07	2/2

APPENDIX K
COPC WORKSHEETS

Site 80 Groundwater

CONTAMINANT	RANGE	95% UCL	FREQUENCY	BLANK	($\mu\text{g/l}$) Tap Water RBC BACKGROUND	HISTORY	ANTHROPOGENIC	NUTRIENT	TOXICITY	RBC	ARAR	COPC	RFD/CSF
Carbon Dioxide	1J	8.4	1/8	ND	21 ✓								
Acenaphthene	4J	5.2	1/8		2200 ✓								
Dibenzofuran	2J	6.2	1/8		150 ✓								
Fluorene	3J	5.4	1/8		1500 ✓								
Carbazole	3J	5.4	1/8		3.4 ✓								
Pyrene	1J	8.4	1/8		1100 ✓								
bis(2-ethylhexyl) phthalate	2J-5J	5.8	4/8		4.8			N/C				X	2E-02/1.4E-0
di-n-Octylphthalate	1J	8.4	1/8		730 ✓								
4,4'-DDT	2.2J	2.3	1/8		0.28								NE/2.4E-01
4,4'-DDE	0.58J	0.3	1/8	✓	0.2								SE-04/3.4E-0
Aluminum	274-43,000	—	7/8	49.5	87,000					3700		X	1.75
Arsenic	13.6-102	79.8	2/8	ND	0.038			N		0.038		X	3E-04/NE
Barium	18.6J-252	13904.8	7/8		2600 ✓					✓260			
Beryllium	1.2-1.5	1.1	2/8	✓	0.016				N/C	0.016		X	SE-03/4.30
Calcium	2360-64,000	—	7/8	26.4	NA			✓		NA			
Chromium	53.3-165	107.4	2/8	ND	180 ✓					18		X	
Copper	13.5-14.5	11.1	2/8	ND	1400 ✓					140 ✓			
Iron	9460-23800	—	3/8	31.1				✓		NA			
Lead	5.7J-305	110.5	3/8	ND	5000 ✓				N	NA		X	1E-07/NE
Magnesium	3330-21,000	—	7/8	ND				✓		NA			
Manganese	43.9-369	131380.6	5/8	2.5J	180				N	18		X	SE-03/NE
Mercury	0.42	0.2	1/8	ND	11 ✓					11			
Nickel	24	15.2	1/8		730 ✓				N	73 ✓		X	2E-02/NE
Potassium	1680-14,000	—	6/8	✓				✓		NA			
Sodium	6260-23,100	—	7/8	135				✓		NA			
Vanadium	40.7-44.9	52.1	2/8	ND	260 ✓					26		X	
Zinc	76.5J-106	93.0	2/8	16.8	1100 ✓					✓1100			

2
3
4
5

nutrient

nutrient

nutrient

nutrient

nutrient

Site 80 Surface Soil Checked vs newest RBC table
Round I

CONTAMINANT	RANGE	Log Normal 95% UCL	FREQUENCY	2. BLANK	1. 2X average BACKGROUND	HISTORY	ANTHROPOGENIC	NUTRIENT	TOXICITY	3. RBC	ARAR	COPC	RFD / CSF ₀ (mg/kg/day) (mg/kg/d)
Acetone	28	9.4	1/34	✓ 780 J	NA					7,800,000	29,000,000		✓ 78,000
Phenanthrene	100 J	368.5	✓ 1/34	ND	NA				-	NA			NA
di-n-Butylphthalate	60 J-4400	526.3	26/34	ND	NA					✓ 800,000	20,000,000		✓ 780,000
Fluoranthene	100 J	368.5	1/34	ND	NA					✓ 1,000,000	8,000,000		✓ 10,000
Pyrene	60 J-92 J	374.9	2/34	ND	NA					✓ 200,000	6,000,000		✓ 230,000
Butyl/benzyl phthalate	96 J	368.0	1/34	ND	NA					✓ 6,000,000	4,000,000		✓ 1,600,000
Benzo(a)anthracene	47 J	380.2	1/34	ND	NA					✓ 880	7800		✓ 880
Chrysene	40 J-53 J	385.3	2/34	ND	NA					✓ 88,000	780,000		✓ 88,000
bis(2-ethylhexyl)phthalate	38 J-66 J	393.6	4/34	ND	NA					✓ 16,000	40,000		✓ 16,000
Benzo(b)fluoranthene	40 J-48 J	386.7	2/34	ND	NA					✓ 880	7800		✓ 880
Benzo(k)fluoranthene	38 J	383.9	1/34	ND	NA					✓ 8800	78,000		✓ 8800
Benzo(a)pyrene	43 J	381.7	1/34	ND	NA					✓ 88	780		✓ 88
Benzo(g,h,i)perylene	180 J	368.0	✓ 1/34	ND	NA					NA	8,200,000		310,000
delta-BHC	1.2 J	5.2	✓ 1/34	ND	NA					NA			
Aldrin	5.5 J-18	9.7	4/34	ND	NA					✓ 38			
Heptachlor epoxide	2.7 J	5.3	1/34	ND	NA					✓ 90			
Dieldrin	1.1 J-630 J	626.8	20/34	ND	NA				C	40		✓	5.00E-05/1.60E+0
4,4'-DDE	0.6 J-1500 J	1700.3	26/34	ND	NA					✓ 1900			
4,4'-DDD	1.5 J-87,000	2572.9	20/34	ND	NA				C	2700		✓	- 18.40E-01
4,4'-DDT	1.3 J-40,000	1201.3	23/34	ND	NA				C	1900		✓	5.00E-04/340E-01
Endrin ketone (1)	7.7 J	10.6	1/34	ND	NA					23,000			
alpha-Chlordane (2)	0.82 J-130 J	62.8	14/34	ND	NA					✓ 490			
gamma-Chlordane (2)	1.2 J-100 J	42.7	13/34	ND	NA					✓ 490			

1/2 Round II Data

Round II Addition

max. toler. level
5.00E-05
3.140E-01

RFD / CSF₀
(mg/kg/day) (mg/kg/d)

Site 80 Surface Soil
Round I

CONTAMINANT	RANGE	95% UCL	FREQUENCY	BLANK	BACKGROUND	HISTORY	ANTHROPOGENIC	NUTRIENT	TOXICITY	RBC	ARAR	COPC	RfD ₀ / CSF ₀ (mg/kg/day) (mg/kg/day)
Aluminum	1740-12,000 J	4428.1	34/34	422	4159.010					78,000 7800		X	
Arsenic ⁽³⁾	0.84 J-63.3	14.2	28/34	ND	1.3*				C	0.37		X	3.00E-04/1.75E+00
Barium	5.1-71.3	17.0	34/34	27.7 J	14.192					5500 550			
Beryllium	0.03-0.25	0.1	20/34	ND	0.22*				C	0.15		X	5.00E-03/4.30E+00
Cadmium	0.39-2.8 J	0.6	6/34	ND	0.611					39 3.9			
nutrient Calcium	29.8-91,200 J	416,202.2	33/34	44,100	1068,920				✓	NA	NA		
Chromium ⁽⁴⁾	1.5 J-22.7	9.8	34/34	ND	4.765					390 390			
Cobalt	0.4-1.4	1.0	6/34	ND	2.348					4700 470			
Copper	0.44 J-30.2	5.7	27/34	ND	9.016					2900 290			
nutrient Iron	565-7420 J	3111.8	34/34	344	2514,673				✓	NA			
Lead	3.1-211 J	35.8	33/34	4.7	24.117					400(5)			
nutrient Magnesium	65.1-2030	872.7	34/34	✓3160	169,397				✓	NA			
Manganese	27-133	43.6	34/34	39	14.084					390 39		X	
Mercury	0.13-2.7	0.9	16/34	0.22	0.078					23 2.3		X	
Nickel	1.1 J-5.2 J	2.4	10/34	ND	3.092					1600 160			
nutrient Potassium	90.7 J-1110	275.4	24/34	✓1640	159,363				✓	NA			
Selenium	1.2-1.7	0.5	2/34	ND	0.739					390 39			
Silver	1.1-6.6	0.6	2/34	ND	0.960					390 39			
nutrient Sodium	21.6-176	69.0	28/34	✓22200	68,263				✓	NA			
Thallium ⁽⁶⁾	0.9	0.9	✓1/34	ND	0.806					50.3 NA			
Vanadium	2.1-39	9.8	34/34	ND	6.541					550 55			
Zinc	4.4-210 J	53.6	20/34	68.1	19,839					23,000 2300			
Antimony										50			

fill in lines

(1) USEPA Region III ABC for endrin used as a surrogate.
 (2) USEPA Region III RBC for chlordane used as a surrogate.
 (3) Arsenic was evaluated as a carcinogen.
 (4) Chromium was evaluated as the hexavalent state.
 (5) Lead action level for residential soils.
 (6) USEPA Region III RBC for thallium carbonate, thallium chloride and thallium sulfate.
 ND - Nondetect

* new BK VALUES

Site 80 Subsurface Soil Checked vs. newest RBC table
Round I

CONTAMINANT	RANGE	95% UCL	FREQUENCY	BLANK	BACKGROUND	HISTORY	ANTHROPOGENIC	NUTRIENT	TOXICITY	RBC	ARAR	COPC	RFD, ICSE ₀ (mg/Kg/day) (mg/Kg/day)
Acetone	115-110J	46.2	4/32	✓780J	NA					7,800,000	29,000,000		
Carbon Disulfide	13	6.4	1/32	ND	NA					✓800,000	50,000,000		
Phenanthrene	53J	206.4	✓1/32	ND	NA				-	NA	freq		- / -
di-n-Butylphthalate	56J-3100	298.6	17/32	ND	NA					✓800,000	50,000,000		
Butylbenzylphthalate	46J	208.4	1/32	ND	NA					✓6,000,000	41,000,000		
bis(2-ethylhexyl)phthalate	81J-85J	201.9	2/32	ND	NA					✓16,000	410,000		
delta-BHC	0.68J	1.1	✓1/32	ND	NA				-	NA	freq		- / -
Aldrin	2.6	1.2	1/32	ND	NA					✓38			
Dieldrin	0.73J-1.4J	2.1	4/32	ND	NA					✓40			freq in lines
4,4'-DDE	1.4J-35	3.6	5/32	ND	NA					✓1900			
4,4'-DDD	1.1J-510J	6.8	7/32	ND	NA					✓2700			
4,4'-DDT	4.7-240	5.5	3/32	ND	NA					✓1900			
(nut) Aluminum	477-9900	4617.9	32/32	422	7126.505					✓78,000	✓100,000		
Antimony	3.1J	4.9	1/32	ND	✓6.634					31,000	✓82		
Arsenic ⁽¹⁾	0.53-27.8	4.0	11/32	ND	2.3*				C	0.37	3.3	×	3.00E-04/1.75E+0
Barium	2-29.8	8.2	32/32	27.7J	11.295					3500	✓14,000		
nutrient Beryllium	0.02-0.26	0.2	15/32	ND	0.21*				C	0.15	1.3	✓	5.00E-03/4.30E+0
nutrient Calcium	285-821J	205.3	28/32	44100	553.524			✓		NA	100		
Chromium ⁽²⁾	2J-88.1J	12.7	32/32	ND	8.371					✓390	✓1000		
Cobalt	0.47J-2.4J	1.3	10/32	ND	1.117					✓1700	✓12,000		
Copper	0.43J-5.5	1.8	18/32	ND	2.152					✓2900	✓7600		
nutrient Iron	255-56100J	19606.1	32/32	344	2132.543			✓		NA	NA		
Lead	2.5-13.2	5.8	30/32	4.7	✓7.273(5)	36.5				✓400(3)	NA		
nutrient Magnesium	21-516	269.5	31/32	3160	211.929			✓		NA	NA		
Manganese	2.2J-43.3	9.1	32/32	39	7.073					✓390	✓1000		

1/31
2/1/02
Date

(nut)
nutrient

* new BK value

Site 80 TCRA Surface Soil

CONTAMINANT	RANGE	95% UCL	FREQUENCY	BLANK	BACKGROUND	HISTORY	ANTHROPOGENIC	NUTRIENT	TOXICITY	RBC	ARAR	COPC
Phenanthrene	100	194	1/22							23000 ✓		
Di-n-butyl phthalate	60-150	154	15/22							780000 ✓		
Fluoranthene	100	194	1/22							31000 ✓		
Pyrene	92	195	1/22							23000 ✓		
Benzo(a)anthracene	47	208	1/22							880 ✓		
Chrysene	53	205	1/22							88000 ✓		
bis(2-ethylhexyl)phthalate	38-66	218	3/22							46000 ✓		
Benzo(b)fluoranthene	40	212	1/22							880 ✓		
Benzo(k)fluoranthene	38	213	1/22							88 ✓		
Benzo(a)pyrene	43	210	1/22							230000 ✓		
Benzo(g,h,i)perylene	180	191	1/22							38 ✓		
Aldrin	18	1.8	1/23							40 ✓		
Dieldrin	1.7-29	12.9	10/23							1900 ✓		
4,4'-DDE	0.6-620	341.77	15/23							2700 ✓		
4,4'-DDD	1.5-62	14.79	9/23							1900 ✓		
4,4'-DDT	1.3-450	78.52	13/23							2300 ✓		
Endrin Ketone	7.7	2.3	1/23							490 ✓		
alpha-Chlordane	0.82-32	4.88	6/23							490 ✓		
gamma-Chlordane	2.9-31	4.06	4/23		4159					7800		X
Aluminum	1740-9370	1395	22/22		1.3					0.43		X
Arsenic	0.84-63.3	10.87	16/22		14.192					550 ✓		
Boron	5.1-35.7	12.02	22/22		0.22					0.15		X
Beryllium	0.03-0.25	0.177	14/22		0.611					3.9 ✓		
Cadmium	0.39	0.40	1/22							-		
Calcium	29.8-49800	121964	21/22		1068.92							

1.0E+00 = RFD
 RFD = 3E-04 CSF = 1.5
 RLO = 5E-03 CSF = 4.3

APPENDIX L
STATISTICAL SUMMARIES

APPENDIX L.1
SURFACE SOIL ORGANICS

STATISTICAL SUMMARY
 OPERABLE UNIT No. 11
 SITE 80 - SURFACE SOIL
 REMEDIAL INVESTIGATION CTO-0274
 MCB CAMP LEJEUNE, NORTH CAROLINA
 TCL ORGANICS

Client Sample ID: Laboratory Sample ID: Date Sampled:		MAXIMUM DETECTED	ARITHMETIC MEAN	STANDARD DEVIATION	NORMAL UPPER 95% CONFIDENCE INTERVAL	LOG NORMAL UPPER 95% CONFIDENCE INTERVAL
	<u>UNITS</u>					
	<u>VOLATILES</u>					
	Chloromethane	UG/KG	ND	NA	NA	NA
	Bromomethane	UG/KG	ND	NA	NA	NA
	Vinyl chloride	UG/KG	ND	NA	NA	NA
	Chloroethane	UG/KG	ND	NA	NA	NA
	Methylene chloride	UG/KG	ND	NA	NA	NA
	Acetone	UG/KG	28	8.3	6.2	10.1
	Carbon Disulfide	UG/KG	ND	NA	NA	NA
	1,1-Dichloroethene	UG/KG	ND	NA	NA	NA
	1,1-Dichloroethane	UG/KG	ND	NA	NA	NA
	1,2-Dichloroethene(total)	UG/KG	ND	NA	NA	NA
	Chloroform	UG/KG	ND	NA	NA	NA
	1,2-Dichloroethane	UG/KG	ND	NA	NA	NA
	2-Butanone	UG/KG	ND	NA	NA	NA
	1,1,1-Trichloroethane	UG/KG	ND	NA	NA	NA
	Carbon tetrachloride	UG/KG	ND	NA	NA	NA
	Bromodichloromethane	UG/KG	ND	NA	NA	NA
	1,2-Dichloropropane	UG/KG	ND	NA	NA	NA
	cis-1,3-Dichloropropene	UG/KG	ND	NA	NA	NA
	Trichloroethene	UG/KG	ND	NA	NA	NA
	Dibromochloromethane	UG/KG	ND	NA	NA	NA
	1,1,2-Trichloroethane	UG/KG	ND	NA	NA	NA
	Benzene	UG/KG	ND	NA	NA	NA
	trans-1,3-Dichloropropene	UG/KG	ND	NA	NA	NA
	Bromoform	UG/KG	ND	NA	NA	NA
	4-Methyl-2-pentanone	UG/KG	ND	NA	NA	NA
	2-Hexanone	UG/KG	ND	NA	NA	NA
	Tetrachloroethene	UG/KG	ND	NA	NA	NA
	1,1,2,2-Tetrachloroethane	UG/KG	ND	NA	NA	NA
	Toluene	UG/KG	ND	NA	NA	NA
	Chlorobenzene	UG/KG	ND	NA	NA	NA
	Ethylbenzene	UG/KG	ND	NA	NA	NA
	Styrene	UG/KG	ND	NA	NA	NA
	Xylenes (total)	UG/KG	ND	NA	NA	NA

STATISTICAL SUMMARY
 OPERABLE UNIT No. 11
 SITE 80 - SURFACE SOIL
 REMEDIAL INVESTIGATION CTO-0274
 MCB CAMP LEJEUNE, NORTH CAROLINA
 TCL ORGANICS

Client Sample ID: Laboratory Sample ID: Date Sampled:	MAXIMUM DETECTED	ARITHMETIC MEAN	STANDARD DEVIATION	NORMAL UPPER 95% CONFIDENCE INTERVAL	LOG NORMAL UPPER 95% CONFIDENCE INTERVAL
	<u>UNITS</u>				
<u>SEMIVOLATILES</u>					
Phenol	UG/KG	ND	NA	NA	NA
bis(2-Chloroethyl) ether	UG/KG	ND	NA	NA	NA
2-Chlorophenol	UG/KG	ND	NA	NA	NA
1,3-Dichlorobenzene	UG/KG	ND	NA	NA	NA
1,4-Dichlorobenzene	UG/KG	ND	NA	NA	NA
1,2-Dichlorobenzene	UG/KG	ND	NA	NA	NA
2-Methylphenol	UG/KG	ND	NA	NA	NA
2,2'-oxybis-(1-chloropropane)	UG/KG	ND	NA	NA	NA
4-Methylphenol	UG/KG	ND	NA	NA	NA
N-Nitroso-di-n-propylamine	UG/KG	ND	NA	NA	NA
Hexachloroethane	UG/KG	ND	NA	NA	NA
Nitrobenzene	UG/KG	ND	NA	NA	NA
Isophorone	UG/KG	ND	NA	NA	NA
2-Nitrophenol	UG/KG	ND	NA	NA	NA
2,4-Dimethylphenol	UG/KG	ND	NA	NA	NA
bis(2-Chloroethoxy) methane	UG/KG	ND	NA	NA	NA
2,4-Dichlorophenol	UG/KG	ND	NA	NA	NA
1,2,4-Trichlorobenzene	UG/KG	ND	NA	NA	NA
Naphthalene	UG/KG	ND	NA	NA	NA
4-Chloroaniline	UG/KG	ND	NA	NA	NA
Hexachlorobutadiene	UG/KG	ND	NA	NA	NA
4-Chloro-3-methylphenol	UG/KG	ND	NA	NA	NA
2-Methylnaphthalene	UG/KG	ND	NA	NA	NA
Hexachlorocyclopentadiene	UG/KG	ND	NA	NA	NA
2,4,6-Trichlorophenol	UG/KG	ND	NA	NA	NA
2,4,5-Trichlorophenol	UG/KG	ND	NA	NA	NA
2-Chloronaphthalene	UG/KG	ND	NA	NA	NA
2-Nitroaniline	UG/KG	ND	NA	NA	NA
Dimethyl phthalate	UG/KG	ND	NA	NA	NA
Acenaphthylene	UG/KG	ND	NA	NA	NA
2,6-Dinitrotoluene	UG/KG	ND	NA	NA	NA
3-Nitroaniline	UG/KG	ND	NA	NA	NA
Acenaphthene	UG/KG	ND	NA	NA	NA

STATISTICAL SUMMARY
 OPERABLE UNIT No. 11
 SITE 80 - SURFACE SOIL
 REMEDIAL INVESTIGATION CTO-0274
 MCB CAMP LEJEUNE, NORTH CAROLINA
 TCL ORGANICS

Client Sample ID: Laboratory Sample ID: Date Sampled:		MAXIMUM DETECTED	ARITHMETIC MEAN	STANDARD DEVIATION	NORMAL UPPER 95% CONFIDENCE INTERVAL	LOG NORMAL UPPER 95% CONFIDENCE INTERVAL	
	<u>UNITS</u>						
	<u>SEMIVOLATILES Cont.</u>						
	2,4-Dinitrophenol	UG/KG	ND	NA	NA	NA	
	4-Nitrophenol	UG/KG	ND	NA	NA	NA	
	Dibenzofuran	UG/KG	ND	NA	NA	NA	
	2,4-Dinitrotoluene	UG/KG	ND	NA	NA	NA	
	Diethylphthalate	UG/KG	ND	NA	NA	NA	
	4-Chlorophenyl phenyl ether	UG/KG	ND	NA	NA	NA	
	Fluorene	UG/KG	ND	NA	NA	NA	
	4-Nitroaniline	UG/KG	ND	NA	NA	NA	
	4,6-Dinitro-2-methylphenol	UG/KG	ND	NA	NA	NA	
	N-nitrosodiphenylamine	UG/KG	ND	NA	NA	NA	
	4-Bromophenyl-phenylether	UG/KG	ND	NA	NA	NA	
	Hexachlorobenzene	UG/KG	ND	NA	NA	NA	
	Pentachlorophenol	UG/KG	ND	NA	NA	NA	
	Phenanthrene	UG/KG	100 J	339.7	509.9	488.1	368.5
	Anthracene	UG/KG	ND	NA	NA	NA	NA
	Carbazole	UG/KG	ND	NA	NA	NA	NA
	di-n-Butylphthalate	UG/KG	4400	430.9	876.1	685.9	526.3
	Fluoranthene	UG/KG	100 J	339.7	509.9	488.1	368.5
	Pyrene	UG/KG	92 J	335.5	511.7	484.4	374.9
	Butyl benzyl phthalate	UG/KG	96 J	339.1	510.1	487.6	368.0
	3,3'-Dichlorobenzidine	UG/KG	ND	NA	NA	NA	NA
	Benzo[a]anthracene	UG/KG	47 J	338.1	510.7	486.8	380.2
	Chrysene	UG/KG	53 J	333.8	512.6	482.9	385.3
	bis(2-Ethylhexyl)phthalate	UG/KG	66 J	325.4	516.0	475.6	393.6
	di-n-Octylphthalate	UG/KG	ND	NA	NA	NA	NA
	Benzo[b]fluoranthene	UG/KG	48 J	333.6	512.7	482.8	386.7
	Benzo[k]fluoranthene	UG/KG	38 J	337.9	510.9	486.6	383.9
	Benzo[a]pyrene	UG/KG	43 J	338.0	510.8	486.7	381.7
	Indeno[1,2,3-cd]pyrene	UG/KG	ND	NA	NA	NA	NA
	Dibenz[a,h]anthracene	UG/KG	ND	NA	NA	NA	NA
	Benzo[g,h,i]perylene	UG/KG	180 J	341.6	509.1	489.8	369.0

STATISTICAL SUMMARY
 OPERABLE UNIT No. 11
 SITE 80 - SURFACE SOIL
 REMEDIAL INVESTIGATION CTO-0274
 MCB CAMP LEJEUNE, NORTH CAROLINA
 TCL ORGANICS

Client Sample ID: Laboratory Sample ID: Date Sampled:		MAXIMUM DETECTED	ARITHMETIC MEAN	STANDARD DEVIATION	NORMAL UPPER 95% CONFIDENCE INTERVAL	LOG NORMAL UPPER 95% CONFIDENCE INTERVAL
	<u>UNITS</u>					
	<u>PESTICIDES/PCBs</u>					
	alpha-BHC	UG/KG	ND	NA	NA	NA
	beta-BHC	UG/KG	ND	NA	NA	NA
	delta-BHC	UG/KG	2.1 J	29.5	111.1	54.8
	Lindane (gamma-BHC)	UG/KG	ND	NA	NA	NA
	Heptachlor	UG/KG	ND	NA	NA	NA
	Aldrin	UG/KG	49	31.2	110.9	56.4
	Heptachlor epoxide	UG/KG	9.9	29.7	111.1	54.9
	Endosulfan I	UG/KG	ND	NA	NA	NA
	Dieldrin	UG/KG	5600	321.8	824.0	508.9
	4,4'-DDE	UG/KG	1500 J	222.2	316.0	293.9
	Endrin	UG/KG	ND	NA	NA	NA
	Endosulfan II	UG/KG	ND	NA	NA	NA
	4,4'-DDD	UG/KG	260000	9128.9	40290.9	18277.8
	Endosulfan sulfate	UG/KG	ND	NA	NA	NA
	4,4'-DDT	UG/KG	40000	1673.6	6667.6	3187.6
	Methoxychlor	UG/KG	ND	NA	NA	NA
	Endrin ketone	UG/KG	7.7 J	58.0	218.0	107.6
	Endrin aldehyde	UG/KG	5.2 J	58.0	218.0	107.5
	alpha-Chlordane	UG/KG	670 J	65.0	143.7	97.6
	gamma-Chlordane	UG/KG	640 J	55.1	139.3	86.8
	Toxaphene	UG/KG	ND	NA	NA	NA
	Aroclor 1016	UG/KG	ND	NA	NA	NA
	Aroclor 1221	UG/KG	ND	NA	NA	NA
	Aroclor 1232	UG/KG	ND	NA	NA	NA
	Aroclor 1242	UG/KG	ND	NA	NA	NA
	Aroclor 1248	UG/KG	ND	NA	NA	NA
	Aroclor 1254	UG/KG	ND	NA	NA	NA
	Aroclor 1260	UG/KG	ND	NA	NA	NA

APPENDIX L.1.1
TCRA SURFACE SOIL ORGANICS

**STATISTICAL SUMMARY
 OPERABLE UNIT No. 11
 SITE 80 - TCRA SURFACE SOIL
 REMEDIAL INVESTIGATION CTO-0274
 MCB CAMP LEJEUNE, NORTH CAROLINA
 TCL ORGANICS**

	NORMAL ARITHMETIC MEAN	NORMAL STANDARD DEVIATION	NORMAL UPPER 95% CONFIDENCE INTERVAL	LOG ARITHMETIC MEAN	LOG STANDARD DEVIATION	LOG UPPER 95% CONFIDENCE INTERVAL
SEMIVOLATILES (ug/kg)						
Phenanthrene	182.73	22.51	190.98	5.20	0.15	194.13
di-n-Butylphthalate	130.95	45.40	147.61	4.81	0.37	154.42
Fluoranthene	182.73	22.51	190.98	5.20	0.15	194.13
Pyrene	182.36	23.93	191.14	5.19	0.16	195.12
Benzo[a]anthracene	180.32	32.43	192.22	5.16	0.30	208.33
Chrysene	180.59	31.26	192.06	5.17	0.28	204.70
bis(2-Ethylhexyl)phthalate	167.55	50.28	185.99	5.04	0.49	217.75
Benzo[b]fluoranthene	180.00	33.81	192.40	5.16	0.33	212.07
Benzo[k]fluoranthene	179.91	34.20	192.46	5.15	0.35	213.33
Benzo[a]pyrene	180.14	33.22	192.32	5.16	0.32	210.35
Benzo[g,h,i]perylene	185.68	13.12	190.50	5.22	0.07	190.64
PESTICIDES/PCBs (ug/kg)						
Aldrin	1.75	3.55	3.02	0.11	0.63	1.83
Dieldrin	6.90	8.58	9.97	1.30	1.08	12.90
4,4'-DDE	56.72	135.25	105.15	2.11	1.98	341.77
4,4'-DDD	8.76	15.96	14.48	1.27	1.17	14.79
4,4'-DDT	35.29	97.30	70.12	1.58	1.69	78.25
Endrin ketone	2.11	1.23	2.55	0.68	0.31	2.33
alpha-Chlordane	3.67	7.83	6.47	0.43	1.02	4.88
gamma-Chlordane	3.36	7.22	5.95	0.38	0.98	4.06

APPENDIX L.2
SURFACE SOIL METALS

STATISTICAL SUMMARY
 OPERABLE UNIT No. 11
 SITE 80 - SURFACE SOIL
 REMEDIAL INVESTIGATION CTO-0274
 MCB CAMP LEJEUNE, NORTH CAROLINA
 TAL INORGANICS

Client Sample ID:				NORMAL	LOG NORMAL	
Laboratory Sample ID:	MAXIMUM	ARITHMETIC	STANDARD	UPPER 95%	UPPER 95%	
Date Sampled:	DETECTED	MEAN	DEVIATION	CONFIDENCE	CONFIDENCE	
				INTERVAL	INTERVAL	
	<u>UNITS</u>					
Aluminum	MG/KG	12000 J	3808.5	2371.7	4498.8	4428.1
Antimony	MG/KG	ND	NA	NA	NA	NA
Arsenic	MG/KG	63.3	7.9	14.1	12.0	14.2
Barium	MG/KG	71.3	14.1	12.9	17.8	17.0
Beryllium	MG/KG	0.25	0.1	0.1	0.1	0.1
Cadmium	MG/KG	2.8 J	0.5	0.5	0.6	0.6
Calcium	MG/KG	91200 J	11204.0	22066.1	17626.0	416202.2
Chromium	MG/KG	22.7	7.4	5.5	9.0	9.8
Cobalt	MG/KG	1.4	0.7	0.5	0.8	1.0
Copper	MG/KG	30.2	3.4	5.6	5.0	5.7
Iron	MG/KG	7420 J	2441.6	1760.9	2954.1	3111.8
Lead	MG/KG	211 J	20.8	37.1	31.6	35.8
Magnesium	MG/KG	2030	504.8	580.4	673.8	872.7
Manganese	MG/KG	133	25.1	29.3	33.6	43.6
Mercury	MG/KG	2.7	0.5	0.7	0.6	0.9
Nickel	MG/KG	5.2 J	1.7	1.2	2.0	2.4
Potassium	MG/KG	1110	218.8	204.4	278.3	275.4
Selenium	MG/KG	1.7	0.5	0.3	0.5	0.5
Silver	MG/KG	6.6	0.6	1.1	0.9	0.6
Sodium	MG/KG	176	50.6	35.0	60.7	69.0
Thallium	MG/KG	0.9	0.7	0.3	0.8	0.9
Vanadium	MG/KG	39	7.9	6.4	9.8	9.8
Zinc	MG/KG	210 J	25.8	41.2	37.8	53.6
Moisture	%					

APPENDIX L.2.1
TCRA SURFACE SOIL METALS

**STATISTICAL SUMMARY
 OPERABLE UNIT No. 11
 SITE 80 - TCRA SURFACE SOIL
 REMEDIAL INVESTIGATION CTO-0274
 MCB CAMP LEJEUNE, NORTH CAROLINA
 TAL INORGANICS**

ANALYTES (mg/kg)	NORMAL ARITHMETIC MEAN	NORMAL STANDARD DEVIATION	NORMAL UPPER 95% CONFIDENCE INTERVAL	LOG ARITHMETIC MEAN	LOG STANDARD DEVIATION	LOG UPPER 95% CONFIDENCE INTERVAL
Aluminum	3321.36	1730.41	3956.28	8.02	0.41	3954.18
Arsenic	4.83	13.41	9.75	0.50	1.09	6.37
Barium	9.96	6.78	12.45	2.17	0.46	12.02
Beryllium	0.09	0.08	0.12	-2.83	0.97	0.17
Cadmium	0.30	0.19	0.37	-1.37	0.58	0.40
Calcium	5021.53	12366.71	9559.10	5.69	2.46	121964.94
Chromium	4.96	2.57	5.90	1.47	0.53	6.49
Cobalt	0.61	0.44	0.77	-0.77	0.79	0.96
Copper	1.53	1.97	2.26	-0.04	0.94	2.61
Iron	2137.68	1411.81	2655.70	7.49	0.59	2835.92
Lead	7.94	7.37	10.64	1.84	0.62	10.36
Magnesium	319.00	411.35	469.94	5.20	0.99	535.33
Manganese	16.71	27.99	26.98	2.19	1.01	29.64
Mercury	0.21	0.49	0.39	-2.42	0.99	0.26
Nickel	1.35	0.92	1.69	0.04	0.77	2.10
Potassium	168.83	99.18	205.22	4.97	0.58	225.41
Sodium	42.90	24.63	51.93	3.55	0.71	65.81
Thallium	0.68	0.31	0.79	-0.49	0.44	0.82
Vanadium	6.65	2.61	7.61	1.80	0.47	8.41
Zinc	11.59	16.89	17.79	1.80	1.10	23.42

APPENDIX L.3
SUBSURFACE SOIL ORGANICS

STATISTICAL SUMMARY
 OPERABLE UNIT No. 11
 SITE 80 - SUBSURFACE SOIL
 REMEDIAL INVESTIGATION CTO-0274
 MCB CAMP LEJEUNE, NORTH CAROLINA
 TCL ORGANICS

Client Sample ID: Laboratory Sample ID: Date Sampled:		MAXIMUM DETECTED	ARITHMETIC MEAN	STANDARD DEVIATION	NORMAL UPPER 95% CONFIDENCE INTERVAL	LOG NORMAL UPPER 95% CONFIDENCE INTERVAL
	<u>UNITS</u>					
	<u>VOLATILES</u>					
	Chloromethane	UG/KG	ND	NA	NA	NA
	Bromomethane	UG/KG	ND	NA	NA	NA
	Vinyl chloride	UG/KG	ND	NA	NA	NA
	Chloroethane	UG/KG	ND	NA	NA	NA
	Methylene chloride	UG/KG	ND	NA	NA	NA
	Acetone	UG/KG	110 J	33.4	74.0	55.6
	Carbon Disulfide	UG/KG	13	6.1	1.3	6.5
	1,1-Dichloroethene	UG/KG	ND	NA	NA	NA
	1,1-Dichloroethane	UG/KG	ND	NA	NA	NA
	1,2-Dichloroethene(total)	UG/KG	ND	NA	NA	NA
	Chloroform	UG/KG	ND	NA	NA	NA
	1,2-Dichloroethane	UG/KG	ND	NA	NA	NA
	2-Butanone	UG/KG	ND	NA	NA	NA
	1,1,1-Trichloroethane	UG/KG	ND	NA	NA	NA
	Carbon tetrachloride	UG/KG	ND	NA	NA	NA
	Bromodichloromethane	UG/KG	ND	NA	NA	NA
	1,2-Dichloropropane	UG/KG	ND	NA	NA	NA
	cis-1,3-Dichloropropene	UG/KG	ND	NA	NA	NA
	Trichloroethene	UG/KG	ND	NA	NA	NA
	Dibromochloromethane	UG/KG	ND	NA	NA	NA
	1,1,2-Trichloroethane	UG/KG	ND	NA	NA	NA
	Benzene	UG/KG	ND	NA	NA	NA
	trans-1,3-Dichloropropene	UG/KG	ND	NA	NA	NA
	Bromoform	UG/KG	ND	NA	NA	NA
	4-Methyl-2-pentanone	UG/KG	ND	NA	NA	NA
	2-Hexanone	UG/KG	ND	NA	NA	NA
	Tetrachloroethene	UG/KG	ND	NA	NA	NA
	1,1,2,2-Tetrachloroethane	UG/KG	ND	NA	NA	NA
	Toluene	UG/KG	ND	NA	NA	NA
	Chlorobenzene	UG/KG	ND	NA	NA	NA
	Ethylbenzene	UG/KG	ND	NA	NA	NA
	Styrene	UG/KG	ND	NA	NA	NA
	Xylenes (total)	UG/KG	ND	NA	NA	NA

STATISTICAL SUMMARY
 OPERABLE UNIT No. 11
 SITE 80 - SUBSURFACE SOIL
 REMEDIAL INVESTIGATION CTO-0274
 MCB CAMP LEJEUNE, NORTH CAROLINA
 TCL ORGANICS

Client Sample ID: Laboratory Sample ID: Date Sampled:		MAXIMUM DETECTED	ARITHMETIC MEAN	STANDARD DEVIATION	NORMAL UPPER 95% CONFIDENCE INTERVAL	LOG NORMAL UPPER 95% CONFIDENCE INTERVAL
	<u>UNITS</u>					
	<u>SEMIVOLATILES</u>					
	Phenol	UG/KG	ND	NA	NA	NA
	bis(2-Chloroethyl) ether	UG/KG	ND	NA	NA	NA
	2-Chlorophenol	UG/KG	ND	NA	NA	NA
	1,3-Dichlorobenzene	UG/KG	ND	NA	NA	NA
	1,4-Dichlorobenzene	UG/KG	ND	NA	NA	NA
	1,2-Dichlorobenzene	UG/KG	ND	NA	NA	NA
	2-Methylphenol	UG/KG	ND	NA	NA	NA
	2,2'-oxybis-(1-chloropropane)	UG/KG	ND	NA	NA	NA
	4-Methylphenol	UG/KG	ND	NA	NA	NA
	N-Nitroso-di-n-propylamine	UG/KG	ND	NA	NA	NA
	Hexachloroethane	UG/KG	ND	NA	NA	NA
	Nitrobenzene	UG/KG	ND	NA	NA	NA
	Isophorone	UG/KG	ND	NA	NA	NA
	2-Nitrophenol	UG/KG	ND	NA	NA	NA
	2,4-Dimethylphenol	UG/KG	ND	NA	NA	NA
	bis(2-Chloroethoxy) methane	UG/KG	ND	NA	NA	NA
	2,4-Dichlorophenol	UG/KG	ND	NA	NA	NA
	1,2,4-Trichlorobenzene	UG/KG	ND	NA	NA	NA
	Naphthalene	UG/KG	ND	NA	NA	NA
	4-Chloroaniline	UG/KG	ND	NA	NA	NA
	Hexachlorobutadiene	UG/KG	ND	NA	NA	NA
	4-Chloro-3-methylphenol	UG/KG	ND	NA	NA	NA
	2-Methylnaphthalene	UG/KG	ND	NA	NA	NA
	Hexachlorocyclopentadiene	UG/KG	ND	NA	NA	NA
	2,4,6-Trichlorophenol	UG/KG	ND	NA	NA	NA
	2,4,5-Trichlorophenol	UG/KG	ND	NA	NA	NA
	2-Chloronaphthalene	UG/KG	ND	NA	NA	NA
	2-Nitroaniline	UG/KG	ND	NA	NA	NA
	Dimethyl phthalate	UG/KG	ND	NA	NA	NA
	Acenaphthylene	UG/KG	ND	NA	NA	NA
	2,6-Dinitrotoluene	UG/KG	ND	NA	NA	NA
	3-Nitroaniline	UG/KG	ND	NA	NA	NA
	Acenaphthene	UG/KG	ND	NA	NA	NA

STATISTICAL SUMMARY
 OPERABLE UNIT No. 11
 SITE 80 - SUBSURFACE SOIL
 REMEDIAL INVESTIGATION CTO-0274
 MCB CAMP LEJEUNE, NORTH CAROLINA
 TCL ORGANICS

Client Sample ID:					NORMAL UPPER 95%	LOG NORMAL UPPER 95%
Laboratory Sample ID:	MAXIMUM	ARITHMETIC	STANDARD	CONFIDENCE	CONFIDENCE	
Date Sampled:	DETECTED	MEAN	DEVIATION	INTERVAL	INTERVAL	
	<u>UNITS</u>					
	<u>SEMIVOLATILES Cont.</u>					
2,4-Dinitrophenol	UG/KG	ND	NA	NA	NA	NA
4-Nitrophenol	UG/KG	ND	NA	NA	NA	NA
Dibenzofuran	UG/KG	ND	NA	NA	NA	NA
2,4-Dinitrotoluene	UG/KG	ND	NA	NA	NA	NA
Diethylphthalate	UG/KG	ND	NA	NA	NA	NA
4-Chlorophenyl phenyl ether	UG/KG	ND	NA	NA	NA	NA
Fluorene	UG/KG	ND	NA	NA	NA	NA
4-Nitroaniline	UG/KG	ND	NA	NA	NA	NA
4,6-Dinitro-2-methylphenol	UG/KG	ND	NA	NA	NA	NA
N-nitrosodiphenylamine	UG/KG	ND	NA	NA	NA	NA
4-Bromophenyl-phenylether	UG/KG	ND	NA	NA	NA	NA
Hexachlorobenzene	UG/KG	ND	NA	NA	NA	NA
Pentachlorophenol	UG/KG	ND	NA	NA	NA	NA
Phenanthrene	UG/KG	53 J	189.3	27.3	197.5	206.4
Anthracene	UG/KG	ND	NA	NA	NA	NA
Carbazole	UG/KG	ND	NA	NA	NA	NA
di-n-Butylphthalate	UG/KG	3100	275.7	518.6	431.3	298.6
Fluoranthene	UG/KG	ND	NA	NA	NA	NA
Pyrene	UG/KG	ND	NA	NA	NA	NA
Butyl benzyl phthalate	UG/KG	46 J	189.1	28.4	197.6	208.4
3,3'-Dichlorobenzidine	UG/KG	ND	NA	NA	NA	NA
Benzo[a]anthracene	UG/KG	ND	NA	NA	NA	NA
Chrysene	UG/KG	ND	NA	NA	NA	NA
bis(2-Ethylhexyl)phthalate	UG/KG	85 J	187.1	29.5	195.9	201.9
di-n-Octylphthalate	UG/KG	ND	NA	NA	NA	NA
Benzo[b]fluoranthene	UG/KG	ND	NA	NA	NA	NA
Benzo[k]fluoranthene	UG/KG	ND	NA	NA	NA	NA
Benzo[a]pyrene	UG/KG	ND	NA	NA	NA	NA
Indeno[1,2,3-cd]pyrene	UG/KG	ND	NA	NA	NA	NA
Dibenz[a,h]anthracene	UG/KG	ND	NA	NA	NA	NA
Benzo[g,h,i]perylene	UG/KG	ND	NA	NA	NA	NA

APPENDIX L.4
SUBSURFACE SOIL METALS

STATISTICAL SUMMARY
 OPERABLE UNIT No. 11
 SITE 80 - SUBSURFACE SOIL
 REMEDIAL INVESTIGATION CTO-0274
 MCB CAMP LEJEUNE, NORTH CAROLINA
 TAL INORGANICS

Client Sample ID:					NORMAL UPPER 95%	LOG NORMAL UPPER 95%
Laboratory Sample ID:		MAXIMUM	ARITHMETIC	STANDARD	CONFIDENCE	CONFIDENCE
Date Sampled:		DETECTED	MEAN	DEVIATION	INTERVAL	INTERVAL
	<u>UNITS</u>					
Aluminum	MG/KG	9900	3345.1	2282.2	4029.7	4617.9
Antimony	MG/KG	3.1 J	3.5	2.2	4.2	4.9
Arsenic	MG/KG	27.8	2.4	5.1	4.0	4.0
Barium	MG/KG	29.8	7.0	4.8	8.4	8.2
Beryllium	MG/KG	0.26	0.1	0.1	0.1	0.2
Cadmium	MG/KG	ND	NA	NA	NA	NA
Calcium	MG/KG	821 J	143.9	180.6	198.0	205.3
Chromium	MG/KG	88.1 J	10.5	15.7	15.2	12.7
Cobalt	MG/KG	2.4 J	0.9	0.5	1.0	1.3
Copper	MG/KG	5.5	1.4	1.0	1.7	1.8
Iron	MG/KG	56100 J	8011.9	11848.8	11566.4	19606.1
Lead	MG/KG	13.2	5.0	2.2	5.6	5.8
Magnesium	MG/KG	516	159.8	116.2	194.6	269.5
Manganese	MG/KG	43.3	7.7	7.5	10.0	9.1
Mercury	MG/KG	0.93	0.1	0.2	0.1	0.1
Nickel	MG/KG	1.6 J	1.5	0.9	1.7	2.1
Potassium	MG/KG	696	244.9	159.7	292.9	337.1
Selenium	MG/KG	3.3	0.6	0.6	0.8	0.8
Silver	MG/KG	ND	NA	NA	NA	NA
Sodium	MG/KG	83.6	42.1	21.3	48.5	54.0
Thallium	MG/KG	ND	NA	NA	NA	NA
Vanadium	MG/KG	56.7 J	9.8	10.1	12.9	13.4
Zinc	MG/KG	18.1 J	5.0	3.6	6.0	6.8
Moisture	%					

APPENDIX L.5
GROUNDWATER ORGANICS

STATISTICAL SUMMARY
OPERABLE UNIT No. 11
SITE 80 - GROUNDWATER
REMEDIAL INVESTIGATION CTO-0274
MCB CAMP LEJEUNE, NORTH CAROLINA
TCL ORGANICS

Client Sample ID: Laboratory Sample ID: Date Sampled:		MAXIMUM DETECTED	ARITHMETIC MEAN	STANDARD DEVIATION	NORMAL UPPER 95% CONFIDENCE INTERVAL	LOG NORMAL UPPER 95% CONFIDENCE INTERVAL
	<u>UNITS</u>					
	<u>VOLATILES</u>					
	Chloromethane	UG/L	ND	NA	NA	NA
	Bromomethane	UG/L	ND	NA	NA	NA
	Vinyl chloride	UG/L	ND	NA	NA	NA
	Chloroethane	UG/L	ND	NA	NA	NA
	Methylene chloride	UG/L	ND	NA	NA	NA
	Acetone	UG/L	ND	NA	NA	NA
	Carbon Disulfide	UG/L	1 J	4.5	1.4	5.4
	1,1-Dichloroethene	UG/L	ND	NA	NA	NA
	1,1-Dichloroethane	UG/L	ND	NA	NA	NA
	1,2-Dichloroethene(total)	UG/L	ND	NA	NA	NA
	Chloroform	UG/L	ND	NA	NA	NA
	1,2-Dichloroethane	UG/L	ND	NA	NA	NA
	2-Butanone	UG/L	ND	NA	NA	NA
	1,1,1-Trichloroethane	UG/L	ND	NA	NA	NA
	Carbon tetrachloride	UG/L	ND	NA	NA	NA
	Bromodichloromethane	UG/L	ND	NA	NA	NA
	1,2-Dichloropropane	UG/L	ND	NA	NA	NA
	cis-1,3-Dichloropropene	UG/L	ND	NA	NA	NA
	Trichloroethene	UG/L	ND	NA	NA	NA
	Dibromochloromethane	UG/L	ND	NA	NA	NA
	1,1,2-Trichloroethane	UG/L	ND	NA	NA	NA
	Benzene	UG/L	ND	NA	NA	NA
	trans-1,3-Dichloropropene	UG/L	ND	NA	NA	NA
	Bromoform	UG/L	ND	NA	NA	NA
	4-Methyl-2-pentanone	UG/L	ND	NA	NA	NA
	2-Hexanone	UG/L	ND	NA	NA	NA
	Tetrachloroethene	UG/L	ND	NA	NA	NA
	1,1,2,2-Tetrachloroethane	UG/L	ND	NA	NA	NA
	Toluene	UG/L	ND	NA	NA	NA
	Chlorobenzene	UG/L	ND	NA	NA	NA
	Ethylbenzene	UG/L	ND	NA	NA	NA
	Styrene	UG/L	ND	NA	NA	NA
	Xylenes (total)	UG/L	ND	NA	NA	NA

STATISTICAL SUMMARY
 OPERABLE UNIT No. 11
 SITE 80 - GROUNDWATER
 REMEDIAL INVESTIGATION CTO-0274
 MCB CAMP LEJEUNE, NORTH CAROLINA
 TCL ORGANICS

Client Sample ID: Laboratory Sample ID: Date Sampled:	MAXIMUM DETECTED	ARITHMETIC MEAN	STANDARD DEVIATION	NORMAL UPPER 95% CONFIDENCE INTERVAL	LOG NORMAL UPPER 95% CONFIDENCE INTERVAL
	<u>UNITS</u>				
<u>SEMIVOLATILES</u>					
Phenol	UG/L	ND	NA	NA	NA
bis(2-Chloroethyl) ether	UG/L	ND	NA	NA	NA
2-Chlorophenol	UG/L	ND	NA	NA	NA
1,3-Dichlorobenzene	UG/L	ND	NA	NA	NA
1,4-Dichlorobenzene	UG/L	ND	NA	NA	NA
1,2-Dichlorobenzene	UG/L	ND	NA	NA	NA
2-Methylphenol	UG/L	ND	NA	NA	NA
2,2'-oxybis-(1-chloropropane)	UG/L	ND	NA	NA	NA
4-Methylphenol	UG/L	ND	NA	NA	NA
N-Nitroso-di-n-propylamine	UG/L	ND	NA	NA	NA
Hexachloroethane	UG/L	ND	NA	NA	NA
Nitrobenzene	UG/L	ND	NA	NA	NA
Isophorone	UG/L	ND	NA	NA	NA
2-Nitrophenol	UG/L	ND	NA	NA	NA
2,4-Dimethylphenol	UG/L	ND	NA	NA	NA
bis(2-Chloroethoxy) methane	UG/L	ND	NA	NA	NA
2,4-Dichlorophenol	UG/L	ND	NA	NA	NA
1,2,4-Trichlorobenzene	UG/L	ND	NA	NA	NA
Naphthalene	UG/L	ND	NA	NA	NA
4-Chloroaniline	UG/L	ND	NA	NA	NA
Hexachlorobutadiene	UG/L	ND	NA	NA	NA
4-Chloro-3-methylphenol	UG/L	ND	NA	NA	NA
2-Methylnaphthalene	UG/L	ND	NA	NA	NA
Hexachlorocyclopentadiene	UG/L	ND	NA	NA	NA
2,4,6-Trichlorophenol	UG/L	ND	NA	NA	NA
2,4,5-Trichlorophenol	UG/L	ND	NA	NA	NA
2-Chloronaphthalene	UG/L	ND	NA	NA	NA
2-Nitroaniline	UG/L	ND	NA	NA	NA
Dimethyl phthalate	UG/L	ND	NA	NA	NA
Acenaphthylene	UG/L	ND	NA	NA	NA
2,6-Dinitrotoluene	UG/L	ND	NA	NA	NA
3-Nitroaniline	UG/L	ND	NA	NA	NA
Acenaphthene	UG/L	4 J	4.9	0.4	5.1

STATISTICAL SUMMARY
 OPERABLE UNIT No. 11
 SITE 80 - GROUNDWATER
 REMEDIAL INVESTIGATION CTO-0274
 MCB CAMP LEJEUNE, NORTH CAROLINA
 TCL ORGANICS

Client Sample ID: Laboratory Sample ID: Date Sampled:		MAXIMUM DETECTED	ARITHMETIC MEAN	STANDARD DEVIATION	NORMAL UPPER 95% CONFIDENCE INTERVAL	LOG NORMAL UPPER 95% CONFIDENCE INTERVAL
	<u>UNITS</u>					
	<u>SEMIVOLATILES Cont.</u>					
	2,4-Dinitrophenol	UG/L ND	NA	NA	NA	NA
	4-Nitrophenol	UG/L ND	NA	NA	NA	NA
	Dibenzofuran	UG/L 2 J	4.6	1.1	5.3	6.2
	2,4-Dinitrotoluene	UG/L ND	NA	NA	NA	NA
	Diethylphthalate	UG/L ND	NA	NA	NA	NA
	4-Chlorophenyl phenyl ether	UG/L ND	NA	NA	NA	NA
	Fluorene	UG/L 3 J	4.8	0.7	5.2	5.4
	4-Nitroaniline	UG/L ND	NA	NA	NA	NA
	4,6-Dinitro-2-methylphenol	UG/L ND	NA	NA	NA	NA
	N-nitrosodiphenylamine	UG/L ND	NA	NA	NA	NA
	4-Bromophenyl-phenylether	UG/L ND	NA	NA	NA	NA
	Hexachlorobenzene	UG/L ND	NA	NA	NA	NA
	Pentachlorophenol	UG/L ND	NA	NA	NA	NA
	Phenanthrene	UG/L ND	NA	NA	NA	NA
	Anthracene	UG/L ND	NA	NA	NA	NA
	Carbazole	UG/L 3 J	4.8	0.7	5.2	5.4
	di-n-Butylphthalate	UG/L ND	NA	NA	NA	NA
	Fluoranthene	UG/L ND	NA	NA	NA	NA
	Pyrene	UG/L 1 J	4.5	1.4	5.4	8.4
	Butyl benzyl phthalate	UG/L ND	NA	NA	NA	NA
	3,3'-Dichlorobenzidine	UG/L ND	NA	NA	NA	NA
	Benzo[a]anthracene	UG/L ND	NA	NA	NA	NA
	Chrysene	UG/L ND	NA	NA	NA	NA
	bis(2-Ethylhexyl)phthalate	UG/L 5 J	4.4	1.1	5.1	5.8
	di-n-Octylphthalate	UG/L 1 J	4.5	1.4	5.4	8.4
	Benzo[b]fluoranthene	UG/L ND	NA	NA	NA	NA
	Benzo[k]fluoranthene	UG/L ND	NA	NA	NA	NA
	Benzo[a]pyrene	UG/L ND	NA	NA	NA	NA
	Indeno[1,2,3-cd]pyrene	UG/L ND	NA	NA	NA	NA
	Dibenz[a,h]anthracene	UG/L ND	NA	NA	NA	NA
	Benzo[g,h,i]perylene	UG/L ND	NA	NA	NA	NA

STATISTICAL SUMMARY
 OPERABLE UNIT No. 11
 SITE 80 - GROUNDWATER
 REMEDIAL INVESTIGATION CTO-0274
 MCB CAMP LEJEUNE, NORTH CAROLINA
 TCL ORGANICS

Client Sample ID: Laboratory Sample ID: Date Sampled:	MAXIMUM DETECTED	ARITHMETIC MEAN	STANDARD DEVIATION	NORMAL UPPER 95% CONFIDENCE INTERVAL	LOG NORMAL UPPER 95% CONFIDENCE INTERVAL
<u>UNITS</u>					
<u>PESTICIDES/PCBs</u>					
alpha-BHC	UG/L	ND	NA	NA	NA
beta-BHC	UG/L	ND	NA	NA	NA
delta-BHC	UG/L	ND	NA	NA	NA
Lindane (gamma-BHC)	UG/L	ND	NA	NA	NA
Heptachlor	UG/L	ND	NA	NA	NA
Aldrin	UG/L	ND	NA	NA	NA
Heptachlor epoxide	UG/L	ND	NA	NA	NA
Endosulfan I	UG/L	ND	NA	NA	NA
Dieldrin	UG/L	ND	NA	NA	NA
4,4'-DDE	UG/L	ND	NA	NA	NA
Endrin	UG/L	ND	NA	NA	NA
Endosulfan II	UG/L	ND	NA	NA	NA
4,4'-DDD	UG/L	2.2 J	0.3	0.7	1.3
Endosulfan sulfate	UG/L	ND	NA	NA	NA
4,4'-DDT	UG/L	0.58 J	0.1	0.2	0.2
Methoxychlor	UG/L	ND	NA	NA	NA
Endrin ketone	UG/L	ND	NA	NA	NA
Endrin aldehyde	UG/L	ND	NA	NA	NA
alpha-Chlordane	UG/L	ND	NA	NA	NA
gamma-Chlordane	UG/L	ND	NA	NA	NA
Toxaphene	UG/L	ND	NA	NA	NA
Aroclor 1016	UG/L	ND	NA	NA	NA
Aroclor 1221	UG/L	ND	NA	NA	NA
Aroclor 1232	UG/L	ND	NA	NA	NA
Aroclor 1242	UG/L	ND	NA	NA	NA
Aroclor 1248	UG/L	ND	NA	NA	NA
Aroclor 1254	UG/L	ND	NA	NA	NA
Aroclor 1260	UG/L	ND	NA	NA	NA

APPENDIX L.6
GROUNDWATER TOTAL METALS

STATISTICAL SUMMARY
 OPERABLE UNIT No. 11
 SITE 80 - GROUNDWATER
 REMEDIAL INVESTIGATION CTO-0274
 MCB CAMP LEJEUNE, NORTH CAROLINA
 TAL INORGANICS

Client Sample ID: Laboratory Sample ID: Date Sampled:		MAXIMUM DETECTED	ARITHMETIC MEAN	STANDARD DEVIATION	NORMAL UPPER 95% CONFIDENCE INTERVAL	LOG NORMAL UPPER 95% CONFIDENCE INTERVAL
	<u>UNITS</u>					
Aluminum	UG/L	43000	9149.6	16497.8	20202.8	30286971.3
Antimony	UG/L	ND	NA	NA	NA	NA
Arsenic	UG/L	102	18.2	34.0	41.0	79.8
Barium	UG/L	252	96.1	93.2	158.5	13904.8
Beryllium	UG/L	1.5	0.7	0.4	1.0	1.1
Cadmium	UG/L	ND	NA	NA	NA	NA
Calcium	UG/L	64900	15893.0	20999.4	29962.2	96767732.6
Chromium	UG/L	65	18.5	25.3	35.5	107.4
Cobalt	UG/L	ND	NA	NA	NA	NA
Copper	UG/L	14.5	7.3	4.2	10.0	11.1
Iron	UG/L	23800	6861.8	10292.3	13757.4	1943386815894.3
Lead	UG/L	30 J	8.9	12.5	17.3	110.5
Magnesium	UG/L	21000	7026.9	6557.5	11420.3	11476516.0
Manganese	UG/L	369	82.7	121.4	164.0	131380.6
Mercury	UG/L	0.42	0.1	0.1	0.2	0.2
Nickel	UG/L	24	11.8	4.9	15.1	15.2
Potassium	UG/L	14600	5786.3	5836.9	9696.9	92804.6
Selenium	UG/L	ND	NA	NA	NA	NA
Silver	UG/L	ND	NA	NA	NA	NA
Sodium	UG/L	23100	10138.8	7665.9	15274.8	3485906.0
Thallium	UG/L	ND	NA	NA	NA	NA
Vanadium	UG/L	44.9	14.5	17.5	26.2	52.1
Zinc	UG/L	106	39.6	33.4	62.0	93.0

APPENDIX L.6.1
ROUND TWO GROUNDWATER TOTAL METALS

STATISTICAL SUMMARY
OPERABLE UNIT No. 11
SITE 80 - ROUND 2 - GROUNDWATER
REMEDIAL INVESTIGATION CTO-0274
MCB CAMP LEJEUNE, NORTH CAROLINA
TAL INORGANICS

	NORMAL ARITHMETIC MEAN	NORMAL STANDARD DEVIATION	NORMAL UPPER 95% CONFIDENCE INTERVAL	LOG ARITHMETIC MEAN	LOG STANDARD DEVIATION	LOG UPPER 95% CONFIDENCE INTERVAL
TOTAL ANALYTES (ug/L)						
Aluminum	2843.51	5504.98	6256.60	6.42	2.13	1353694.69
Arsenic	5.73	13.60	14.17	0.58	1.19	18.43
Barium	115.48	121.40	190.75	4.24	1.17	684.41
Calcium	24893.33	25632.95	40785.76	9.58	1.21	161071.46
Copper	2.41	0.98	3.02	0.77	0.55	4.06
Iron	1610.06	4609.97	4468.24	3.80	2.65	4584277.67
Lead	2.88	3.92	5.31	0.53	1.00	11.15
Magnesium	10276.67	11382.25	17333.66	8.86	0.86	26054.94
Manganese	57.37	60.97	95.18	3.37	1.63	2138.88
Mercury	0.14	0.15	0.24	-2.19	0.63	0.25
Nickel	4.48	2.23	5.86	1.41	0.43	6.36
Potassium	7161.11	6467.45	11170.93	8.39	1.12	38726.97
Silver	2.08	0.65	2.48	0.70	0.24	2.47
Sodium	11417.78	6089.58	15193.32	9.25	0.44	16271.56
Thallium	4.16	3.83	6.53	1.11	0.84	10.83
Vanadium	8.11	3.33	10.17	2.01	0.44	11.77
Zinc	17.31	12.85	25.27	2.62	0.72	36.74

APPENDIX L.7
GROUNDWATER DISSOLVED METALS

STATISTICAL SUMMARY
 OPERABLE UNIT No. 11
 SITE 80 - GROUNDWATER
 REMEDIAL INVESTIGATION CTO-0274
 MCB CAMP LEJEUNE, NORTH CAROLINA
 TAL DISSOLVED INORGANICS

Client Sample ID:				NORMAL	LOG NORMAL	
Laboratory Sample ID:		MAXIMUM	ARITHMETIC	UPPER 95%	UPPER 95%	
Date Sampled:		DETECTED	MEAN	CONFIDENCE	CONFIDENCE	
				INTERVAL	INTERVAL	
	<u>UNITS</u>					
Aluminum	UG/L	13400	1969.3	4628.6	5070.4	1555213.9
Antimony	UG/L	51.1	28.3	9.2	34.4	34.4
Arsenic	UG/L	79.8	14.4	26.4	32.1	41.7
Barium	UG/L	127	67.7	41.8	95.7	205.0
Beryllium	UG/L	1.3	0.6	0.3	0.8	0.8
Cadmium	UG/L	ND	NA	NA	NA	NA
Calcium	UG/L	73600	26801.3	29553.2	46601.4	197531.2
Chromium	UG/L	ND	NA	NA	NA	NA
Cobalt	UG/L	12.7	6.0	2.7	7.8	7.8
Copper	UG/L	17.4	10.2	5.8	14.0	19.8
Iron	UG/L	6780	887.2	2381.2	2482.6	41664.8
Lead	UG/L	4.6 J	2.2	1.3	3.1	3.4
Magnesium	UG/L	24800	7846.3	7402.3	12805.6	17427.3
Manganese	UG/L	414	93.9	135.2	184.5	3036.4
Mercury	UG/L	ND	NA	NA	NA	NA
Nickel	UG/L	ND	NA	NA	NA	NA
Potassium	UG/L	17000	6310.0	6759.4	10838.7	78723.7
Selenium	UG/L	ND	NA	NA	NA	NA
Silver	UG/L	ND	NA	NA	NA	NA
Sodium	UG/L	21400	13101.3	6306.6	17326.6	20103.9
Thallium	UG/L	ND	NA	NA	NA	NA
Vanadium	UG/L	ND	NA	NA	NA	NA
Zinc	UG/L	93.7 J	29.5	26.6	47.4	58.1

GROUNDWATER INGESTION EXPOSURE ASSESSMENT
 OPERABLE UNIT NO. 11 (SITE 80)
 REMEDIAL INVESTIGATION CTO-0274
 MOB CAMP LEJEUNE, NORTH CAROLINA
 FUTURE RESIDENTIAL ADULT

Intake from drinking water is calculated as follows:

$$\text{Intake (mg/kg-day)} = C * IRw * EF * ED / BW * AT \text{ or } ATnc * DY$$

$$\text{Risk} = \text{Intake} * CSF \text{ or } RfD$$

Where:	INPUTS
C = contaminant concentration in water (mg/l)	Specific
IRw = daily water ingestion rate (L/Day)	2
EF = exposure frequency (days/yr)	365
ED = exposure duration (yr)	30
BW = body weight (kg)	70
ATc = averaging time for carcinogen (yr)	70
ATnc = averaging time for noncarcinogen (yr)	30
DY = days per year (day/year)	365
CSF = cancer slope factor (mg/kg-day) ⁻¹	Specific
RfD = reference dose (mg/kg-day)	Specific

Note: Inputs are scenario and site specific

Contaminant(s)	Concentration Carcinogen (mg/l)	Ingestion Rate (L/day)	Exposure Frequency (day/year)	Exposure Duration (year)	Body Weight (kg)	Average Carc Time (years)	Days per year (day/yr)	Carc Dose (mg/kg-day)	Slope Factor (mg/kg-day) ⁻¹	Carcinogenic Risk Child	Percent Carcinogenic Risk
Bis(2-ethylhexyl)phthalate	0.005	2	350	30	70	70	365	5.87E-05	1.40E-02	8.22E-07	0.048
4,4'-DDD	0.0013	2	350	30	70	70	365	1.53E-05	0.24	3.66E-06	0.215
4,4'-DDT	0.0002	2	350	30	70	70	365	2.36E-06	0.34	7.96E-07	0.047
Arsenic	0.0798	2	350	30	70	70	365	9.37E-04	1.75	1.64E-03	96.423
Beryllium	0.0011	2	350	30	70	70	365	1.29E-05	4.30E+00	5.55E-05	3.268
TOTAL										1.70E-03	100.00

Contaminant	Concentration Noncarcinogen (mg/l)	Ingestion Rate (L/day)	Exposure Frequency (day/year)	Exposure Duration (year)	Body Weight (kg)	Average Noncarc Time (years)	Days per year (day/yr)	Noncarc Dose (mg/kg-day)	Reference Dose (mg/kg-day)	Noncarcinogenic Risk Child	Percent Noncarcinogenic Risk
Bis(2-ethylhexyl)phthalate	0.0050	2	350	30	70	30	365	1.37E-04	2.00E-02	0.01	0.05
4,4'-DDT	0.0002	2	350	30	70	30	365	5.48E-06	5.00E-04	0.01	0.10
Aluminum	43	2	350	30	70	30	365	1.18E+00	1.00E+00	1.18	10.67
Arsenic	0.0798	2	350	30	70	30	365	2.19E-03	3.00E-04	7.29	65.99
Beryllium	0.0011	2	350	30	70	30	365	3.01E-05	5.00E-03	0.01	0.05
Chromium	0.065	2	350	30	70	30	365	1.78E-03	5.00E-03	0.36	3.23
Vanadium	0.0449	2	350	30	70	30	365	1.23E-03	7.00E-03	0.18	1.59
Manganese	0.389	2	350	30	70	30	365	1.01E-02	5.00E-03	2.02	18.31
TOTAL										11.04	100.00

(1) Lead was not evaluated due to the lack of a published toxicity value
 File Name: GWI.WQ2

**EXAMPLE DERMAL CONTACT WITH GROUNDWATER CALCULATIONS
OPERABLE UNIT NO. 11 (SITE 80)
CONTRACT TASK ORDER 0274**

Purpose: Estimate intake/risk from dermal contact with groundwater

$$\text{Intake (mg/kg}\cdot\text{day)} = \frac{C \times SA \times PC \times ET \times EF \times ED \times CF}{BW \times AT}$$

Where:	C	=	Contaminant concentration in groundwater (mg/L)
	SA	=	Exposed skin surface available for contact (cm ²)
	PC	=	Permeability constant (cm/hr)
	ET	=	Exposure time (hr/day)
	EF	=	Exposure frequency (days/year)
	ED	=	Exposure duration (years)
	CF	=	Conversion factor (1 L/1,000 cm ³)
	BW	=	Body weight (kg)
	AT _c	=	Averaging time carcinogen (days)
	AT _{nc}	=	Averaging time noncarcinogen (days)

Risks:

$$\begin{aligned} \text{Carcinogens} &= \text{Intake (mg/kg}\cdot\text{day)} \times \text{CSF (mg/kg}\cdot\text{day)}^{-1} \\ \text{Noncarcinogens} &= \text{Intake (mg/kg}\cdot\text{day)}/\text{RfD (mg/kg}\cdot\text{day)} \end{aligned}$$

Example Carcinogen: Bis(2-ethylhexyl)phthalate

$$\begin{aligned} \text{Intake (mg/kg}\cdot\text{day)} &= \frac{0.005 \text{ mg/L} \times 23,000 \text{ cm}^2 \times 1.50\text{E-}03 \text{ cm/hr} \times 0.25 \text{ hr/day} \times 350 \text{ days/yr} \times 30 \text{ yrs} \times 1 \text{ L/1,000 cm}^3}{70 \text{ kg} \times 25,550 \text{ days}} \\ &= 2.53\text{E-}07 \end{aligned}$$

$$\text{Risk} = 2.53\text{E-}07 \text{ mg/kg}\cdot\text{day} \times 1.40\text{E-}02 \text{ mg/kg}\cdot\text{day}^{-1} = 3.54\text{E-}09$$

Example Noncarcinogen: Bis(2-ethylhexyl)phthalate

$$\begin{aligned} \text{Intake (mg/kg}\cdot\text{day)} &= \frac{0.005 \text{ mg/L} \times 23,000 \text{ cm}^2/\text{hr} \times 1.50\text{E-}03 \text{ cm/hr} \times 0.25 \text{ hr/day} \times 350 \text{ days/yr} \times 30 \text{ yrs} \times 1 \text{ L/1,000 cm}^3}{70 \text{ kg} \times 10,950 \text{ days}} \\ &= 5.91\text{E-}07 \end{aligned}$$

$$\text{Risk} = \frac{5.91\text{E-}07 \text{ mg/kg}\cdot\text{day}}{2.00\text{E-}02 \text{ mg/kg}\cdot\text{day}} = 0.00003$$

Re: Site 80 Future Residential Adult

GROUNDWATER DERMAL CONTACT EXPOSURE ASSESSMENT
 OPERABLE UNIT NO. 11 (SITE 83)
 REMEDIAL INVESTIGATION CTO-0274
 MCB CAMP LEJEUNE, NORTH CAROLINA
 FUTURE RESIDENTIAL CHILD

Dermal Contact from groundwater is calculated as follows:

$$\text{Intake (mg/kg-day)} = \text{CW} * \text{SA} * \text{PC} * \text{ET} * \text{EF} * \text{ED} * \text{CF/BW} * \text{ATc or ATnc} * \text{DY}$$

$$\text{Risk} = \text{Intake} * \text{CSF or RfD}$$

Where:	INPUTS
CW = contaminant concentration in water (mg/l)	Specific
SA = skin surface available for contact (cm ²)	10000
PC = contaminant specific dermal permeability (cm/hr)	Specific
ET = exposure time (hours/day)	0.25
EF = exposure frequency (days/yr)	350
ED = exposure duration (years)	6
CF = volumetric conversion factor for water (1liter/1000 cm ³)	0.001
BW = body weight (kg)	15
ATc = averaging time for carcinogen (yr)	70
ATnc = averaging time for noncarcinogen (yr)	6
DY = days per year (days)	365

Note: Inputs are site and scenario specific

Contaminant(1)	Concentration Carcinogen (mg/l)	Surface Area (cm ²)	Dermal Permeability (cm/hr)	Exposure Time (hours/day)	Exposure Frequency (days/yr)	Exposure Duration (years)	Volumetric Conversion (L/m ³)	Body Weight (kg)	Averaging Carc Time (years)	Days per Year (days)	Carc Dose (mg/kg-day)	Slope Factor (mg/kg-day) ⁻¹	Carcinogenic Risk	Percent Carcinogenic Risk
Bis(2-ethylhexyl)phthalate	0.005	10000	1.50E-03	0.25	350	6	0.001	15	70	365	1.03E-07	1.40E-02	1.44E-09	0.04
4,4'-DDD	0.0013	10000	2.80E-01	0.25	350	6	0.001	15	70	365	4.99E-06	2.40E-01	1.20E-06	33.46
4,4'-DDT	0.0002	10000	4.30E-01	0.25	350	6	0.001	15	70	365	1.18E-06	3.40E-01	4.01E-07	11.20
Arsenic	0.0798	10000	1.00E-03	0.25	350	6	0.001	15	70	365	1.09E-06	1.75E+00	1.91E-06	53.49
Beryllium	0.0011	10000	1.00E-03	0.25	350	6	0.001	15	70	365	1.51E-08	4.30E+00	6.48E-08	1.81
TOTAL													3.58E-06	100.00

Contaminant	Concentration Noncarcinogen (mg/l)	Surface Area (cm ²)	Dermal Permeability (cm/hr)	Exposure Time (hours/day)	Exposure Frequency (days/yr)	Exposure Duration (years)	Volumetric Conversion (L/m ³)	Body Weight (kg)	Average Noncarc Time (years)	Days per Year (days)	Noncarc Dose (mg/kg-day)	Reference Dose (mg/kg-day)	Noncarc Risk	Percent Noncarcinogenic Risk
Bis(2-ethylhexyl)phthalate	0.005	10000	1.50E-03	0.25	350	6	0.001	15	6	365	1.20E-06	2.00E-02	0.00006	0.07
4,4'-DDT	0.0002	10000	4.30E-01	0.25	350	6	0.001	15	6	365	1.37E-05	5.00E-04	0.02749	29.92
Aluminum	43	10000	1.00E-03	0.25	350	6	0.001	15	6	365	6.87E-03	1.00E+00	0.00687	7.48
Arsenic	0.0798	10000	1.00E-03	0.25	350	6	0.001	15	6	365	1.28E-05	3.00E-04	0.04251	48.28
Beryllium	0.0011	10000	1.00E-03	0.25	350	6	0.001	15	6	365	1.76E-07	5.00E-03	0.00004	0.04
Chromium	0.065	10000	1.00E-03	0.25	350	6	0.001	15	6	365	1.34E-05	5.00E-03	0.00208	2.26
Vanadium	0.0449	10000	1.00E-03	0.25	350	6	0.001	15	6	365	7.18E-06	7.00E-03	0.00103	1.12
Manganese	0.369	10000	1.00E-03	0.25	350	6	0.001	15	6	365	5.90E-05	5.00E-03	0.01179	12.84
TOTAL													0.09186	100.00

(1) Lead was not evaluated due to the lack of a published toxicity value

File Name: GWDC.WQ1

GROUNDWATER DERMAL CONTACT EXPOSURE ASSESSMENT
 OPERABLE UNIT NO. 11 (SITE 80)
 REMEDIAL INVESTIGATION CTO-0274
 MCB CAMP LEJEUNE, NORTH CAROLINA
 FUTURE RESIDENTIAL ADULT

Dermal Contact from groundwater is calculated as follows:

$$\text{Intake (mg/kg-day)} = \text{CW} * \text{SA} * \text{PC} * \text{ET} * \text{EF} * \text{ED} * \text{CF/BW} * \text{ATc or ATnc} * \text{DY}$$

$$\text{Risk} = \text{Intake} * \text{CSF or RfD}$$

Where:	INPUTS
CW = contaminant concentration in water (mg/l)	Specific
SA = skin surface available for contact (cm2)	23000
PC = contaminant specific dermal permeability (cm/hr)	Specific
ET = exposure time (hours/day)	0.25
EF = exposure frequency (days/yr)	350
ED = exposure duration (years)	30
CF = volumetric conversion factor for water (1liter/1000 cm3)	0.001
BW = body weight (kg)	70
ATc = averaging time for carcinogen (yr)	70
ATnc = averaging time for noncarcinogen (yr)	30
DY = days per year (days)	365

Note: Inputs are site and scenario specific

Contaminant(1)	Concentration Carcinogen (mg/l)	Surface Area (cm2)	Dermal Permeability (cm/hr)	Exposure Time (hours/day)	Exposure Frequency (days/yr)	Exposure Duration (years)	Volumetric Conversion (L/m3)	Body Weight (kg)	Averaging Carc Time (years)	Days per Year (days)	Carc Dose (mg/kg-day)	Slope Factor (mg/kg-day) ⁻¹	Carcinogenic Risk	Percent Carcinogenic Risk
Bis(2-ethylhexyl)phthalate	0.005	23000	1.50E-03	0.25	350	30	0.001	70	70	365	2.53E-07	1.40E-02	3.54E-09	0.04
4,4'-DDD	0.0013	23000	2.80E-01	0.25	350	30	0.001	70	70	365	1.23E-05	2.40E-01	2.95E-06	33.46
4,4'-DDT	0.0002	23000	4.30E-01	0.25	350	30	0.001	70	70	365	2.90E-06	3.40E-01	9.87E-07	11.20
Arsenic	0.0798	23000	1.00E-03	0.25	350	30	0.001	70	70	365	2.69E-06	1.75E+00	4.71E-06	53.49
Beryllium	0.0011	23000	1.00E-03	0.25	350	30	0.001	70	70	365	3.71E-08	4.30E+00	1.60E-07	1.81
TOTAL													8.81E-06	100.00

Contaminant	Concentration Noncarcinoge (mg/l)	Surface Area (cm2)	Dermal Permeability (cm/hr)	Exposure Time (hours/day)	Exposure Frequency (days/yr)	Exposure Duration (years)	Volumetric Conversion (L/m3)	Body Weight (kg)	Average Noncarc Time (years)	Days per Year (days)	Noncarc Dose (mg/kg-day)	Reference Dose (mg/kg-day)	Noncarc Risk	Percent Noncarcinogenl Risk
Bis(2-ethylhexyl)phthalate	0.005	23000	1.50E-03	0.25	350	30	0.001	70	30	365	5.91E-07	2.00E-02	0.00003	0.07
4,4'-DDT	0.0002	23000	4.30E-01	0.25	350	30	0.001	70	30	365	6.77E-06	5.00E-04	0.01355	29.92
Aluminum	43	23000	1.00E-03	0.25	350	30	0.001	70	30	365	3.39E-03	1.00E+00	0.00339	7.48
Arsenic	0.0798	23000	1.00E-03	0.25	350	30	0.001	70	30	365	6.29E-06	3.00E-04	0.02095	46.28
Beryllium	0.0011	23000	1.00E-03	0.25	350	30	0.001	70	30	365	6.66E-08	5.00E-03	0.00002	0.04
Chromium	0.065	23000	1.00E-03	0.25	350	30	0.001	70	30	365	5.12E-06	5.00E-03	0.00102	2.26
Vanadium	0.0449	23000	1.00E-03	0.25	350	30	0.001	70	30	365	3.54E-06	7.00E-03	0.00051	1.12
Manganese	0.369	23000	1.00E-03	0.25	350	30	0.001	70	30	365	2.91E-05	5.00E-03	0.00581	12.84
TOTAL													0.04528	100.00

(1) Lead was not evaluated due to the lack of a published toxicity value

APPENDIX M
CDI CALCULATIONS AND SPREADSHEETS

**EXAMPLE SOIL INGESTION CALCULATIONS
OPERABLE UNIT NO. 11 (SITE 80)
CONTRACT TASK ORDER 0274**

Purpose: Estimate intake/risk from ingestion of soil

$$\text{Intake (mg/kg-day)} = \frac{C \times CF \times EF \times ED \times IR}{BW \times AT}$$

Where:

C	=	Contaminant concentration in soil (mg/kg)
CF	=	Conversion factor (kg/mg)
EF	=	Exposure frequency (days/year)
ED	=	Exposure duration (years)
IR	=	Ingestion rate (mg/day)
BW	=	Body weight (kg)
AT _c	=	Averaging time carcinogen (days)
AT _{nc}	=	Averaging time noncarcinogen (days)

Risks:

$$\begin{aligned} \text{Carcinogens} &= \text{Intake (mg/kg-day)} \times \text{CSF (mg/kg-day)}^{-1} \\ \text{Noncarcinogens} &= \text{Intake (mg/kg-day)} / \text{RfD (mg/kg-day)} \end{aligned}$$

Example Carcinogen: Arsenic

$$\begin{aligned} \text{Intake (mg/kg-day)} &= \frac{14.2 \text{ mg/kg} \times 100 \text{ mg/day} \times 350 \text{ days/yr} \times 24 \text{ yrs} \times 1.0\text{E-}6 \text{ kg/mg}}{70 \text{ kg} \times 25,550 \text{ days}} \\ &= 6.65\text{E-}06 \end{aligned}$$

$$\text{Risk} = 6.65\text{E-}06 \text{ mg/kg-day} \times 1.75\text{E+}00 \text{ mg/kg-day}^{-1} = 1.16\text{E-}05$$

Example Noncarcinogen: Arsenic

$$\begin{aligned} \text{Intake (mg/kg-day)} &= \frac{14.2 \text{ mg/kg} \times 100 \text{ mg/day} \times 350 \text{ days/yr} \times 24 \text{ yrs} \times 1.0\text{E-}6 \text{ kg/mg}}{70 \text{ kg} \times 8,760 \text{ days}} \\ &= 1.94\text{E-}05 \end{aligned}$$

$$\text{Risk} = \frac{1.94\text{E-}05 \text{ mg/kg-day}}{3.00\text{E-}04 \text{ mg/kg-day}} = 0.065$$

Re: Site 80 Future Residential Adult

SURFACE SOIL INGESTION EXPOSURE ASSESSMENT
 OPERABLE UNIT NO. 11 (SITE 80)
 REMEDIAL INVESTIGATION CTO-0274
 MCB CAMP LEJEUNE, NORTH CAROLINA
 FUTURE RESIDENTIAL CHILD

Intake from ingestion of soil is calculated as follows:

$$\text{Intake (mg/kg-day)} = C * CF * EF * ED * IR/BW * ATc \text{ or } ATnc * DY$$

$$\text{Risk} = \text{Intake} * CSF \text{ or } RfD$$

Where:	INPUTS
C = contaminant concentration in soil (mg/kg)	Specific
CF = conversion for kg to mg	1E-06
EF = exposure frequency (days/yr)	350
ED = exposure duration (yr)	6
IR = soil ingestion rate (mg/day)	200
BW = body weight (kg)	15
ATc = averaging time for carcinogen (yr)	70
ATnc = averaging time for noncarcinogen (yr)	6
DY = days per year (days/year)	365
CSF = cancer slope factor (mg/kg-day) ⁻¹	Specific
RfD = reference dose (mg/kg-day)	Specific

Note: Inputs are scenario and site specific

Contaminant	Concentration Carcinogen (mg/kg)	Exposure Frequency (days/yr)	Exposure Duration (yr)	Conversion Factor (kg/mg)	Ingestion Rate (mg/day)	Body Weight (kg)	Average Carc Time (years)	Days per year (days/yr)	Carc Dose (mg/kg/day)	Slope Factor (mg/kg/day) ⁻¹	Carcinogenic Risk	Percent Carcinogenic Risk
Aldrin	0.0247	350	6	1E-06	200	15	70	365	2.71E-08	1.70E+01	4.60E-07	0.56
Dieldrin	2.4244	350	6	1E-06	200	15	70	365	2.66E-06	1.60E+01	4.25E-05	51.51
4,4'-DDD	43.591	350	6	1E-06	200	15	70	365	4.78E-05	2.40E-01	1.15E-05	13.89
4,4'-DDT	9.7701	350	6	1E-06	200	15	70	365	1.07E-05	3.40E-01	3.64E-06	4.41
alpha-Chlordane	0.2764	350	6	1E-06	200	15	70	365	3.03E-07	1.30E+00	3.94E-07	0.48
gamma-Chlordane	0.1703	350	6	1E-06	200	15	70	365	1.87E-07	1.30E+00	2.43E-07	0.29
Arsenic	14.2	350	6	1E-06	200	15	70	365	1.56E-05	1.50E+00	2.33E-05	28.29
Beryllium	0.1	350	6	1E-06	200	15	70	365	1.10E-07	4.30E+00	4.71E-07	0.57
TOTAL											8.25E-05	100.00

Contaminant	Concentration Noncarcinogen (mg/kg)	Exposure Frequency (days/yr)	Exposure Duration (yr)	Conversion Factor (kg/mg)	Ingestion Rate (mg/day)	Body Weight (kg)	Average Noncarc Time (years)	Days per year (days/yr)	Noncarc Dose (mg/kg/day)	Reference Dose (mg/kg/day)	Noncarcinogenic Risk	Percent Noncarcinogenic Risk
Aldrin	0.0247	350	6	1E-06	200	15	6	365	3.16E-07	3.00E-05	0.0105	0.83
Dieldrin	2.4244	350	6	1E-06	200	15	6	365	3.10E-05	5.00E-05	0.6199	38.90
4,4'-DDT	9.7701	350	6	1E-06	200	15	6	365	1.25E-04	5.00E-04	0.2498	14.87
alpha-Chlordane	0.2764	350	6	1E-06	200	15	6	365	3.53E-06	6.00E-05	0.0589	3.51
gamma-Chlordane	0.1703	350	6	1E-06	200	15	6	365	2.18E-06	6.00E-05	0.0363	2.16
Aluminum	4428.1	350	6	1E-06	200	15	6	365	5.66E-02	1.00E+00	0.0566	3.37
Arsenic	14.2	350	6	1E-06	200	15	6	365	1.82E-04	3.00E-04	0.6052	38.03
Manganese	43.6	350	6	1E-06	200	15	6	365	5.57E-04	1.40E-01	0.0040	0.24
Mercury	0.9	350	6	1E-06	200	15	6	365	1.15E-05	3.00E-04	0.0384	2.28
Beryllium	0.1	350	6	1E-06	200	15	6	365	1.28E-06	5.00E-03	0.0003	0.02
TOTAL											1.6799	100.00

SURFACE SOIL INGESTION EXPOSURE ASSESSMENT
 OPERABLE UNIT NO. 11 (SITE 80)
 REMEDIAL INVESTIGATION CTO-0274
 MCB CAMP LEJEUNE, NORTH CAROLINA
 FUTURE RESIDENTIAL ADULT

Intake from ingestion of soil is calculated as follows:

$$\text{Intake (mg/kg-day)} = C * CF * EF * ED * IR/BW * ATc \text{ or } ATnc * DY$$

$$\text{Risk} = \text{Intake} * CSF \text{ or } RfD$$

Where:	INPUTS
C = contaminant concentration in soil (mg/kg)	Specific
CF = conversion for kg to mg	1E-06
EF = exposure frequency (days/yr)	350
ED = exposure duration (yr)	24
IR = soil ingestion rate (mg/day)	100
BW = body weight (kg)	70
ATc = averaging time for carcinogen (yr)	70
ATnc = averaging time for noncarcinogen (yr)	24
DY = days per year (days/year)	365
CSF = cancer slope factor (mg/kg-day) ⁻¹	Specific
RfD = reference dose (mg/kg-day)	Specific

Note: Inputs are scenario and site specific

Contaminant	Concentration Carcinogen (mg/kg)	Exposure Frequency (days/yr)	Exposure Duration (yr)	Conversion Factor (kg/mg)	Ingestion Rate (mg/day)	Body Weight (kg)	Average Carc Time (years)	Days per year (days/yr)	Carc Dose (mg/kg/day)	Slope Factor (mg/kg/day) ⁻¹	Carcinogenic Risk	Percent Carcinogenic Risk
Aldrin	0.0247	350	24	1E-06	100	70	70	365	1.18E-08	1.70E+01	1.97E-07	0.58
Dieldrin	2.4244	350	24	1E-06	100	70	70	365	1.14E-06	1.60E+01	1.82E-05	51.51
4,4'-DDD	43.591	350	24	1E-06	100	70	70	365	2.05E-05	2.40E-01	4.91E-06	13.89
4,4'-DDT	9.7701	350	24	1E-06	100	70	70	365	4.59E-06	3.40E-01	1.56E-06	4.41
alpha-Chlordane	0.2764	350	24	1E-06	100	70	70	365	1.30E-07	1.30E+00	1.69E-07	0.48
gamma-Chlordane	0.1703	350	24	1E-06	100	70	70	365	8.00E-08	1.30E+00	1.04E-07	0.29
Arsenic	14.2	350	24	1E-06	100	70	70	365	6.67E-06	1.50E+00	1.00E-05	28.29
Beryllium	0.1	350	24	1E-06	100	70	70	365	4.70E-08	4.30E+00	2.02E-07	0.57
TOTAL											3.54E-05	100.00

Contaminant	Concentration Noncarcinogen (mg/kg)	Exposure Frequency (days/yr)	Exposure Duration (yr)	Conversion Factor (kg/mg)	Ingestion Rate (mg/day)	Body Weight (kg)	Average Noncarc Time (years)	Days per year (days/yr)	Noncarc Dose (mg/kg/day)	Reference Dose (mg/kg/day)	Noncarcinogenic Risk	Percent Noncarcinogenic Risk
Aldrin	0.0247	350	24	1E-06	100	70	24	365	3.38E-08	3.00E-05	0.0011	0.63
Dieldrin	2.4244	350	24	1E-06	100	70	24	365	3.32E-06	5.00E-05	0.0664	36.90
4,4'-DDT	9.7701	350	24	1E-06	100	70	24	365	1.34E-05	5.00E-04	0.0268	14.87
alpha-Chlordane	0.2764	350	24	1E-06	100	70	24	365	3.79E-07	6.00E-05	0.0063	3.51
gamma-Chlordane	0.1703	350	24	1E-06	100	70	24	365	2.33E-07	6.00E-05	0.0039	2.16
Aluminum	4428.1	350	24	1E-06	100	70	24	365	6.07E-03	1.00E+00	0.0061	3.37
Arsenic	14.2	350	24	1E-06	100	70	24	365	1.95E-05	3.00E-04	0.0648	36.03
Manganese	43.6	350	24	1E-06	100	70	24	365	5.97E-05	1.40E-01	0.0004	0.24
Mercury	0.9	350	24	1E-06	100	70	24	365	1.23E-06	3.00E-04	0.0041	2.28
Beryllium	0.1	350	24	1E-06	100	70	24	365	1.37E-07	5.00E-03	0.0000	0.02
TOTAL											0.1800	100.00

SURFACE SOIL INGESTION EXPOSURE ASSESSMENT
 OPERABLE UNIT NO. 11 (SITE #0)
 REMEDIAL INVESTIGATION CTO-0274
 MCB CAMP LEJEUNE, NORTH CAROLINA
 ADULT CIVILIAN BASE PERSONNEL

Intake from ingestion of soil is calculated as follows:

$$\text{Intake (mg/kg-day)} = C * CF * EF * ED * IR/BW * ATc \text{ or } ATnc * DY$$

$$\text{Risk} = \text{Intake} * \text{CSF or /RfD}$$

Where:	INPUTS
C = contaminant concentration in soil (mg/kg)	Specific
CF = conversion for kg to mg	1E-08
EF = exposure frequency (days/yr)	250
ED = exposure duration (yr)	25
IR = soil ingestion rate (mg/day)	480
BW = body weight (kg)	70
ATc = averaging time for carcinogen (yr)	70
ATnc = averaging time for noncarcinogen (yr)	25
DY = days per year (days/year)	365
CSF = cancer slope factor (mg/kg-day) ⁻¹	Specific
RfD = reference dose (mg/kg-day)	Specific

Note: Inputs are scenario and site specific

Contaminant	Concentration Carcinogen (mg/kg)	Exposure Frequency (days/yr)	Exposure Duration (yr)	Conversion Factor (kg/mg)	Ingestion Rate (mg/day)	Body Weight (kg)	Average Carc Time (years)	Days per year (days/yr)	Carc Dose (mg/kg/day)	Slope Factor (mg/kg/day) ⁻¹	Carcinogenic Risk	Percent Carcinogenic Risk
Aldrin	0.0247	250	25	1E-08	480	70	70	365	4.14E-08	1.70E+01	7.04E-07	0.48
Dieldrin	2.4244	350	25	1E-08	480	70	70	365	5.89E-06	1.60E+01	9.11E-05	59.80
4,4'-DDD	43.591	250	25	1E-06	480	70	70	365	7.31E-05	2.40E-01	1.75E-05	11.52
4,4'-DDT	9.7701	250	25	1E-06	480	70	70	365	1.64E-05	3.40E-01	5.57E-06	3.66
alpha-Chlordane	0.2764	250	25	1E-06	480	70	70	365	4.64E-07	1.30E+00	6.03E-07	0.40
gamma-Chlordane	0.1703	250	25	1E-06	480	70	70	365	2.86E-07	1.30E+00	3.71E-07	0.24
Arsenic	14.2	250	25	1E-06	480	70	70	365	2.38E-05	1.50E+00	3.57E-05	23.45
Beryllium	0.1	250	25	1E-06	480	70	70	365	1.68E-07	4.30E+00	7.21E-07	0.47
TOTAL											1.32E-04	100.00

Contaminant	Concentration Noncarcinogen (mg/kg)	Exposure Frequency (days/yr)	Exposure Duration (yr)	Conversion Factor (kg/mg)	Ingestion Rate (mg/day)	Body Weight (kg)	Average Noncarc Time (years)	Days per year (days/yr)	Noncarc Dose (mg/kg/day)	Reference Dose (mg/kg/day)	Noncarcinogenic Risk	Percent Noncarcinogenic Risk
Aldrin	0.0247	250	25	1E-06	480	70	25	365	1.16E-07	3.00E-05	0.0039	0.63
Dieldrin	2.4244	250	25	1E-06	480	70	25	365	1.14E-05	5.00E-05	0.2277	38.90
4,4'-DDT	9.7701	250	25	1E-06	480	70	25	365	4.59E-05	5.00E-04	0.0918	14.87
alpha-Chlordane	0.2764	250	25	1E-06	480	70	25	365	1.30E-06	6.00E-05	0.0216	3.51
gamma-Chlordane	0.1703	250	25	1E-06	480	70	25	365	8.00E-07	6.00E-05	0.0133	2.16
Aluminum	4428.1	250	25	1E-06	480	70	25	365	2.08E-02	1.00E+00	0.0208	3.37
Arsenic	14.2	250	25	1E-06	480	70	25	365	6.67E-05	3.00E-04	0.2223	36.03
Manganese	43.6	250	25	1E-06	480	70	25	365	2.05E-04	1.40E-01	0.0015	0.24
Mercury	0.9	250	25	1E-06	480	70	25	365	4.23E-06	3.00E-04	0.0141	2.28
Beryllium	0.1	250	25	1E-06	480	70	25	365	4.70E-07	5.00E-03	0.0001	0.02
TOTAL											0.6171	100.00

SUBSURFACE SOIL INGESTION EXPOSURE ASSESSMENT
 OPERABLE UNIT NO. 11 (SITE 80)
 REMEDIAL INVESTIGATION CTO-0274
 MCB CAMP LEJEUNE, NORTH CAROLINA
 FUTURE ADULT CONSTRUCTION WORKER

Intake from ingestion of soil is calculated as follows:

$$\text{Intake (mg/kg-day)} = C * CF * EF * ED * IR/BW * ATc \text{ or } ATnc * DY$$

$$\text{Risk} = \text{Intake} * \text{CSF} \text{ or } /RfD$$

Where:	INPUTS
C = contaminant concentration in soil (mg/kg)	Specific
CF = conversion for kg to mg	1E-06
EF = exposure frequency (days/yr)	90
ED = exposure duration (yr)	1
IR = soil ingestion rate (mg/day)	480
BW = body weight (kg)	70
ATc = averaging time for carcinogen (yr)	70
ATnc = averaging time for noncarcinogen (yr)	1
DY = days per year (days/year)	365
CSF = cancer slope factor (mg/kg-day) ⁻¹	Specific
RfD = reference dose (mg/kg-day)	Specific

Note: Inputs are scenario and site specific

Contaminant	Concentration Carcinogen (mg/kg)	Exposure Frequency (days/yr)	Exposure Duration (yr)	Conversion Factor (kg/mg)	Ingestion Rate (mg/day)	Body Weight (kg)	Average Carc Time (years)	Days per year (days/yr)	Carc Dose (mg/kg/day)	Slope Factor (mg/kg/day) ⁻¹	Carcinogenic Risk	Percent Carcinogenic Risk
Arsenic	4	90	1	1E-06	480	70	70	365	9.66E-08	1.50E+00	1.45E-07	100.00
TOTAL											1.45E-07	100.00

Contaminant	Concentration Noncarcinogen (mg/kg)	Exposure Frequency (days/yr)	Exposure Duration (yr)	Conversion Factor (kg/mg)	Ingestion Rate (mg/day)	Body Weight (kg)	Average Noncarc Time (years)	Days per year (days/yr)	Noncarc Dose (mg/kg/day)	Reference Dose (mg/kg/day)	Noncarcinogenic Risk	Percent Noncarcinogenic Risk
Arsenic	4	90	1	1E-06	480	70	1	365	6.76E-06	3.00E-04	0.02254	100.00
TOTAL											0.02254	100.00

File Name: SI.WQ4

SURFACE SOIL INGESTION EXPOSURE ASSESSMENT AFTER TCRA SOIL REMOVAL
 OPERABLE UNIT NO. 11 (SITE 80)
 REMEDIAL INVESTIGATION CTO-0274
 MCB CAMP LEJEUNE, NORTH CAROLINA
 FUTURE RESIDENTIAL CHILD

Intake from ingestion of soil is calculated as follows:

$$\text{Intake (mg/kg-day)} = C * CF * EF * ED * IR/BW * ATc \text{ or } ATnc * DY$$

$$\text{Risk} = \text{Intake} * CSF \text{ or } /RfD$$

Where:	INPUTS
C = contaminant concentration in soil (mg/kg)	Specific
CF = conversion for kg to mg	1E-06
EF = exposure frequency (days/yr)	350
ED = exposure duration (yr)	6
IR = soil ingestion rate (mg/day)	200
BW = body weight (kg)	15
ATc = averaging time for carcinogen (yr)	70
ATnc = averaging time for noncarcinogen (yr)	6
DY = days per year (days/year)	365
CSF = cancer slope factor (mg/kg-day) ⁻¹	Specific
RfD = reference dose (mg/kg-day)	Specific

Note: inputs are scenario and site specific

Contaminant	Concentration Carcinogen (mg/kg)	Exposure Frequency (days/yr)	Exposure Duration (yr)	Conversion Factor (kg/mg)	Ingestion Rate (mg/day)	Body Weight (kg)	Average Carc Time (years)	Days per year (days/yr)	Carc Dose (mg/kg/day)	Slope Factor (mg/kg/day) ⁻¹	Carcinogenic Risk	Percent Carcinogenic Risk
Arsenic	6.37	350	6	1E-06	200	15	70	365	6.98E-06	1.50E+00	1.05E-05	92.89
Beryllium	0.17	350	6	1E-06	200	15	70	365	1.86E-07	4.30E+00	8.01E-07	7.11
TOTAL											1.13E-05	100.00

Contaminant	Concentration Noncarcinogen (mg/kg)	Exposure Frequency (days/yr)	Exposure Duration (yr)	Conversion Factor (kg/mg)	Ingestion Rate (mg/day)	Body Weight (kg)	Average Noncarc Time (years)	Days per year (days/yr)	Noncarc Dose (mg/kg/day)	Reference Dose (mg/kg/day)	Noncarcinogenic Risk	Percent Noncarcinogenic Risk
Aluminum	3954	350	6	1E-06	200	15	6	365	5.06E-02	1.00E+00	0.0506	8.70
Arsenic	6.37	350	6	1E-06	200	15	6	365	8.14E-05	3.00E-04	0.2715	46.70
Iron	2835	350	6	1E-06	200	15	6	365	3.62E-02	1.40E-01	0.2589	44.53
Beryllium	0.17	350	6	1E-06	200	15	6	365	2.17E-06	5.00E-03	0.0004	0.07
TOTAL											0.5814	100.00

File Name: SITC.WQ1

SURFACE SOIL INGESTION EXPOSURE ASSESSMENT AFTER TCRA SOIL REMOVAL
 OPERABLE UNIT NO. 11 (SITE 80)
 REMEDIAL INVESTIGATION CTO-0274
 MCB CAMP LEJEUNE, NORTH CAROLINA
 FUTURE RESIDENTIAL ADULT

Intake from ingestion of soil is calculated as follows:

$$\text{Intake (mg/kg-day)} = C * CF * EF * ED * IR/BW * ATc \text{ or } ATnc * DY$$

$$\text{Risk} = \text{Intake} * CSF \text{ or } RfD$$

Where:	INPUTS
C = contaminant concentration in soil (mg/kg)	Specific
CF = conversion for kg to mg	1E-06
EF = exposure frequency (days/yr)	350
ED = exposure duration (yr)	24
IR = soil ingestion rate (mg/day)	100
BW = body weight (kg)	70
ATc = averaging time for carcinogen (yr)	70
ATnc = averaging time for noncarcinogen (yr)	24
DY = days per year (days/year)	365
CSF = cancer slope factor (mg/kg-day) ⁻¹	Specific
RfD = reference dose (mg/kg-day)	Specific

Note: Inputs are scenario and site specific

Contaminant	Concentration Carcinogen (mg/kg)	Exposure Frequency (days/yr)	Exposure Duration (yr)	Conversion Factor (kg/mg)	Ingestion Rate (mg/day)	Body Weight (kg)	Average Carc Time (years)	Days per year (days/yr)	Carc Dose (mg/kg/day)	Slope Factor (mg/kg/day) ⁻¹	Carcinogenic Risk	Percent Carcinogenic Risk
Arsenic	6.37	350	24	1E-06	100	70	70	365	2.99E-06	1.50E+00	4.49E-06	92.89
Beryllium	0.17	350	24	1E-06	100	70	70	365	7.98E-08	4.30E+00	3.43E-07	7.11
TOTAL											4.83E-06	100.00

Contaminant	Concentration Noncarcinogen (mg/kg)	Exposure Frequency (days/yr)	Exposure Duration (yr)	Conversion Factor (kg/mg)	Ingestion Rate (mg/day)	Body Weight (kg)	Average Noncarc Time (years)	Days per year (days/yr)	Noncarc Dose (mg/kg/day)	Reference Dose (mg/kg/day)	Noncarcinogenic Risk	Percent Noncarcinogenic Risk
Aluminum	3954	350	24	1E-06	100	70	24	365	5.42E-03	1.00E+00	0.0054	8.70
Arsenic	6.37	350	24	1E-06	100	70	24	365	8.73E-06	3.00E-04	0.0291	46.70
Iron	2835	350	24	1E-06	100	70	24	365	3.88E-03	1.40E-01	0.0277	44.53
Beryllium	0.17	350	24	1E-06	100	70	24	365	2.33E-07	5.00E-03	0.0000	0.07
TOTAL											0.0623	100.00

File Name: SITC.WQ2

SURFACE SOIL INGESTION EXPOSURE ASSESSMENT AFTER TCRA SOIL REMOVAL
 OPERABLE UNIT NO. 11 (SITE 80)
 REMEDIAL INVESTIGATION CTO-0274
 MCB CAMP LEJEUNE, NORTH CAROLINA
 CURRENT CIVILIAN BASE PERSONNEL

Intake from ingestion of soil is calculated as follows:

$$\text{Intake (mg/kg-day)} = C * CF * EF * ED * IR/BW * ATc \text{ or } ATnc * DY$$

$$\text{Risk} = \text{Intake} * CSF \text{ or } RfD$$

Where:	INPUTS
C = contaminant concentration in soil (mg/kg)	Specific
CF = conversion for kg to mg	1E-06
EF = exposure frequency (days/yr)	250
ED = exposure duration (yr)	25
IR = soil ingestion rate (mg/day)	480
BW = body weight (kg)	70
ATc = averaging time for carcinogen (yr)	70
ATnc = averaging time for noncarcinogen (yr)	25
DY = days per year (days/year)	365
CSF = cancer slope factor (mg/kg-day) ⁻¹	Specific
RfD = reference dose (mg/kg-day)	Specific

Note: Inputs are scenario and site specific

Contaminant	Concentration Carcinogen (mg/kg)	Exposure Frequency (days/yr)	Exposure Duration (yr)	Conversion Factor (kg/mg)	Ingestion Rate (mg/day)	Body Weight (kg)	Average Carc Time (years)	Days per year (days/yr)	Carc Dose (mg/kg/day)	Slope Factor (mg/kg/day) ⁻¹	Carcinogenic Risk	Percent Carcinogenic Risk
Arsenic	6.37	250	25	1E-06	480	70	70	365	1.07E-05	1.50E+00	1.60E-05	92.89
Beryllium	0.17	250	25	1E-06	480	70	70	365	2.85E-07	4.30E+00	1.23E-06	7.11
TOTAL											1.73E-05	100.00

Contaminant	Concentration Noncarcinogen (mg/kg)	Exposure Frequency (days/yr)	Exposure Duration (yr)	Conversion Factor (kg/mg)	Ingestion Rate (mg/day)	Body Weight (kg)	Average Noncarc Time (years)	Days per year (days/yr)	Noncarc Dose (mg/kg/day)	Reference Dose (mg/kg/day)	Noncarcinogenic Risk	Percent Noncarcinogenic Risk
Aluminum	3954	250	25	1E-06	480	70	25	365	1.86E-02	1.00E+00	0.0186	8.70
Arsenic	6.37	250	25	1E-06	480	70	25	365	2.99E-05	3.00E-04	0.0997	46.70
Iron	2835	250	25	1E-06	480	70	25	365	1.33E-02	1.40E-01	0.0951	44.53
Beryllium	0.17	250	25	1E-06	480	70	25	365	7.98E-07	5.00E-03	0.0002	0.07
TOTAL											0.2136	100.00

File Name: SITC.WQ3

**EXAMPLE DERMAL CONTACT WITH SOIL CALCULATIONS
OPERABLE UNIT NO. 11 (SITE 80)
CONTRACT TASK ORDER 0274**

Purpose: Estimate intake/risk from dermal contact with soil

$$Intake (mg/kg\cdot day) = \frac{C \times CF \times SA \times AF \times Abs \times EF \times ED}{BW \times AT}$$

Where:

C	=	Contaminant concentration in soil (mg/kg)
CF	=	Conversion factor (kg/mg)
SA	=	Surface available for contact (cm ² /event)
AF	=	Soil to skin adherence factor (mg/cm ²)
Abs	=	Fraction absorbed (percent)
EF	=	Exposure frequency (days/year)
ED	=	Exposure duration (years)
BW	=	Body weight (kg)
AT _c	=	Averaging time carcinogen (days)
AT _{nc}	=	Averaging time noncarcinogen (days)

Risks:

$$\begin{aligned} \text{Carcinogens} &= Intake (mg/kg\cdot day) \times CSF (mg/kg\cdot day)^{-1} \\ \text{Noncarcinogens} &= Intake (mg/kg\cdot day) / RfD (mg/kg\cdot day) \end{aligned}$$

Example Carcinogen: Dieldrin

$$\begin{aligned} Intake (mg/kg\cdot day) &= \frac{2.4244 \text{ mg/kg} \times 1.0E-06 \text{ kg/mg} \times 5,800 \text{ cm}^2/\text{event} \times 1\% \times 1 \text{ mg/cm}^2 \times 350 \text{ event/yr} \times 24}{70 \text{ kg} \times 25,550 \text{ days}} \\ &= 6.60E-07 \end{aligned}$$

$$Risk = 6.60E-07 \text{ mg/kg}\cdot\text{day} \times 1.60E+01 \text{ mg/kg}\cdot\text{day}^{-1} = 1.06E-05$$

Example Noncarcinogen: Dieldrin

$$\begin{aligned} Intake (mg/kg\cdot day) &= \frac{2.4244 \text{ mg/kg} \times 1.0E-06 \text{ kg/mg} \times 5,800 \text{ cm}^2/\text{event} \times 1 \text{ mg/cm}^2 \times 1\% \times 350 \text{ event/yr} \times 24}{70 \text{ kg} \times 8,760 \text{ days}} \\ &= 1.93E-06 \end{aligned}$$

$$Risk = \frac{1.93E-06 \text{ mg/kg}\cdot\text{day}}{5.00E-05 \text{ mg/kg}\cdot\text{day}} = 0.039$$

Re: Site 80 Future Residential Adult

SURFACE SOIL DERMAL CONTACT EXPOSURE ASSESSMENT
 OPERABLE UNIT NO. 11 (SITE 80)
 REMEDIAL INVESTIGATION CTO-0274
 MCB CAMP LEJEUNE, NORTH CAROLINA
 FUTURE RESIDENTIAL ADULT

Dermal contact with soil is calculated as follows:

$$\text{Intake (mg/kg-day)} = C * CF * SA * AF * Abs * EF * ED/BW * ATc \text{ or } ATnc * DY$$

$$\text{Risk} = \text{Intake} * CSF \text{ or } RfD$$

Where:	INPUTS
C = contaminant concentration in soil (mg/kg)	Specific
CF = conversion factor (kg/mg)	1E-06
SA = exposed skin surface area (cm ²)	2300
AF = soil to skin adherence factor (mg/cm ²)	1
Abs = fraction absorbed (unitless)	Specific
EF = exposure frequency (events/yr)	350
ED = exposure duration (years)	6
BW = body weight (kg)	15
ATc = averaging time for carcinogen (yr)	70
ATnc = averaging time for noncarcinogen (yr)	6
DY = day per year (day/yr)	365
CSF = cancer slope factor (mg/kg-day) ⁻¹	Specific
RfD = reference dose (mg/kg-day)	Specific

Note: Inputs are scenario and site specific

Contaminant	Concentration Carcinogen (mg/kg)	Conversion Factor (kg/mg)	Surface Area (cm ²)	Adherence Factor (mg/cm ²)	Fraction Absorbed	Exposure Frequency (events/yr)	Exposure Duration (yrs)	Body Weight (kg)	Average Carc Time (years)	Days per year (day/year)	Carc Dose (mg/kg/day)	Slope Factor (mg/kg-day) ⁻¹	Carcinogenic Risk	Percent Carcinogenic Risk
Aldrin	0.0247	1E-06	2300	1	0.01	350	6	15	70	365	3.11E-09	1.70E+01	5.29E-08	0.75
Dieldrin	2.4244	1E-06	2300	1	0.01	350	6	15	70	365	3.06E-07	1.60E+01	4.89E-06	69.58
4,4'-DDD	43.591	1E-06	2300	1	0.01	350	6	15	70	365	5.49E-06	2.40E-01	1.32E-06	18.77
4,4'-DDT	9.7701	1E-06	2300	1	0.01	350	6	15	70	365	1.23E-06	3.40E-01	4.19E-07	5.96
alpha-Chlordane	0.2764	1E-06	2300	1	0.01	350	6	15	70	365	3.48E-08	1.30E+00	4.53E-08	0.64
gamma-Chlordane	0.1703	1E-06	2300	1	0.01	350	6	15	70	365	2.15E-08	1.30E+00	2.79E-08	0.40
Arsenic	14.2	1E-06	2300	1	0.001	350	6	15	70	365	1.79E-07	1.50E+00	2.68E-07	3.82
Beryllium	0.1	1E-06	2300	1	0.001	350	6	15	70	365	1.26E-09	4.30E+00	5.42E-09	0.08
TOTAL													7.03E-06	100.00

Contaminant	Concentration Noncarcinogen (mg/kg)	Conversion Factor (kg/mg)	Surface Area (cm ²)	Adherence Factor (mg/cm ²)	Fraction Absorbed	Exposure Frequency (events/yr)	Exposure Duration (yrs)	Body Weight (kg)	Average Noncarc Time (years)	Days per year (day/year)	Noncarc Dose (mg/kg/day)	Reference Dose (mg/kg-day)	Noncarcinogenic Risk	Percent Noncarcinogenic Risk
Aldrin	0.0247	1E-06	2300	1	0.01	350	6	15	6	365	3.63E-08	3.00E-05	0.001211	1.01
Dieldrin	2.4244	1E-06	2300	1	0.01	350	6	15	6	365	3.66E-06	5.00E-05	0.071293	59.27
4,4'-DDT	9.7701	1E-06	2300	1	0.01	350	6	15	6	365	1.44E-05	5.00E-04	0.028730	23.89
alpha-Chlordane	0.2764	1E-06	2300	1	0.01	350	6	15	6	365	4.06E-07	5.00E-05	0.006773	5.63
gamma-Chlordane	0.1703	1E-06	2300	1	0.01	350	6	15	6	365	2.50E-07	5.00E-05	0.004173	3.47
Aluminum	4428.1	1E-06	2300	1	0.001	350	6	15	6	365	6.51E-04	1.00E+00	0.000651	0.54
Arsenic	14.2	1E-06	2300	1	0.001	350	6	15	6	365	2.09E-06	3.00E-04	0.006960	5.79
Manganese	43.6	1E-06	2300	1	0.001	350	6	15	6	365	6.41E-06	1.40E-01	0.000046	0.04
Mercury	0.9	1E-06	2300	1	0.001	350	6	15	6	365	1.32E-07	3.00E-04	0.000441	0.37
Beryllium	0.1	1E-06	2300	1	0.001	350	6	15	6	365	1.47E-08	5.00E-03	0.000003	0.00
TOTAL													0.120281	100.00

SURFACE SOIL DERMAL CONTACT EXPOSURE ASSESSMENT
 OPERABLE UNIT NO. 11 (SITE 80)
 REMEDIAL INVESTIGATION CTO-0274
 MCB CAMP LEJEUNE, NORTH CAROLINA
 FUTURE RESIDENTIAL ADULT

Dermal contact with soil is calculated as follows:

$$\text{Intake (mg/kg-day)} = C * CF * SA * AF * Abs * EF * ED/BW * ATc \text{ or } ATnc * DY$$

$$\text{Risk} = \text{Intake} * CSF \text{ or } RfD$$

Where:	INPUTS
C = contaminant concentration in soil (mg/kg)	Specific
CF = conversion factor (kg/mg)	1E-06
SA = exposed skin surface area (cm ²)	5800
AF = soil to skin adherence factor (mg/cm ²)	1
Abs = fraction absorbed (unitless)	Specific
EF = exposure frequency (events/yr)	350
ED = exposure duration (years)	24
BW = body weight (kg)	70
ATc = averaging time for carcinogen (yr)	70
ATnc = averaging time for noncarcinogen (yr)	24
DY = day per year (day/yr)	365
CSF = cancer slope factor (mg/kg-day) ⁻¹	Specific
RfD = reference dose (mg/kg-day)	Specific

Note: Inputs are scenario and site specific

Contaminant	Concentration Carcinogen (mg/kg)	Conversion Factor (kg/mg)	Surface Area (cm ²)	Adherence Factor (mg/cm ²)	Fraction Absorbed	Exposure Frequency (events/yr)	Exposure Duration (yrs)	Body Weight (kg)	Average Carc Time (years)	Days per year (day/year)	Carc Dose (mg/kg/day)	Slope Factor (mg/kg-day) ⁻¹	Carcinogenic Risk	Percent Carcinogenic Risk
Aldrin	0.0247	1E-06	5800	1	0.01	350	24	70	70	365	6.73E-09	1.70E+01	1.14E-07	0.75
Dieldrin	2.4244	1E-06	5800	1	0.01	350	24	70	70	365	6.60E-07	1.60E+01	1.06E-05	69.58
4,4'-DDD	43.591	1E-06	5800	1	0.01	350	24	70	70	365	1.19E-05	2.40E-01	2.85E-06	18.77
4,4'-DDT	9.7701	1E-06	5800	1	0.01	350	24	70	70	365	2.66E-06	3.40E-01	9.05E-07	5.96
alpha-Chlordane	0.2764	1E-06	5800	1	0.01	350	24	70	70	365	7.53E-08	1.30E+00	9.79E-08	0.64
gamma-Chlordane	0.1703	1E-06	5800	1	0.01	350	24	70	70	365	4.64E-08	1.30E+00	6.03E-08	0.40
Arsenic	14.2	1E-06	5800	1	0.001	350	24	70	70	365	3.87E-07	1.50E+00	5.80E-07	3.82
Beryllium	0.1	1E-06	5800	1	0.001	350	24	70	70	365	2.72E-09	4.30E+00	1.17E-08	0.08
TOTAL													1.52E-05	100.00

Contaminant	Concentration Noncarcinogen (mg/kg)	Conversion Factor (kg/mg)	Surface Area (cm ²)	Adherence Factor (mg/cm ²)	Fraction Absorbed	Exposure Frequency (events/yr)	Exposure Duration (yrs)	Body Weight (kg)	Average Noncarc Time (years)	Days per year (day/year)	Noncarc Dose (mg/kg/day)	Reference Dose (mg/kg-day)	Noncarcinogenic Risk	Percent Noncarcinogenic Risk
Aldrin	0.0247	1E-06	5800	1	0.01	350	24	70	24	365	1.96E-08	3.00E-05	0.000654	1.01
Dieldrin	2.4244	1E-06	5800	1	0.01	350	24	70	24	365	1.93E-06	5.00E-05	0.038525	59.27
4,4'-DDT	9.7701	1E-06	5800	1	0.01	350	24	70	24	365	7.76E-06	5.00E-04	0.015525	23.89
alpha-Chlordane	0.2764	1E-06	5800	1	0.01	350	24	70	24	365	2.20E-07	6.00E-05	0.003660	5.63
gamma-Chlordane	0.1703	1E-06	5800	1	0.01	350	24	70	24	365	1.35E-07	6.00E-05	0.002255	3.47
Aluminum	4428.1	1E-06	5800	1	0.001	350	24	70	24	365	3.52E-04	1.00E+00	0.000352	0.54
Arsenic	14.2	1E-06	5800	1	0.001	350	24	70	24	365	1.13E-06	3.00E-04	0.003761	5.79
Manganese	43.6	1E-06	5800	1	0.001	350	24	70	24	365	3.46E-06	1.40E-01	0.000025	0.04
Mercury	0.9	1E-06	5800	1	0.001	350	24	70	24	365	7.15E-08	3.00E-04	0.000238	0.37
Beryllium	0.1	1E-06	5800	1	0.001	350	24	70	24	365	7.95E-09	5.00E-03	0.000002	0.00
TOTAL													0.064996	100.00

SURFACE SOIL DERMAL CONTACT EXPOSURE ASSESSMENT
 OPERABLE UNIT NO. 11 (SITE 80)
 REMEDIAL INVESTIGATION CTO-0274
 MCB CAMP LEJEUNE, NORTH CAROLINA
 ADULT CIVILIAN BASE PERSONNEL

Dermal contact with soil is calculated as follows:

$$\text{Intake (mg/kg-day)} = C * CF * SA * AF * Abs * EF * ED/BW * ATc \text{ or } ATnc * DY$$

$$\text{Risk} = \text{Intake} * CSF \text{ or } RfD$$

Where:	INPUTS
C = contaminant concentration in soil (mg/kg)	Specific
CF = conversion factor (kg/mg)	1E-06
SA = exposed skin surface area (cm ²)	4300
AF = soil to skin adherence factor (mg/cm ²)	1
Abs = fraction absorbed (unitless)	Specific
EF = exposure frequency (events/yr)	250
ED = exposure duration (years)	25
BW = body weight (kg)	70
ATc = averaging time for carcinogen (yr)	70
ATnc = averaging time for noncarcinogen (yr)	25
DY = day per year (day/yr)	365
CSF = cancer slope factor (mg/kg-day) ⁻¹	Specific
RfD = reference dose (mg/kg-day)	Specific

Note: Inputs are scenario and site specific

Contaminant	Concentration Carcinogen (mg/kg)	Conversion Factor (kg/mg)	Surface Area (cm ²)	Adherence Factor (mg/cm ²)	Fraction Absorbed	Exposure Frequency (events/yr)	Exposure Duration (yrs)	Body Weight (kg)	Average Carc Time (years)	Days per year (day/year)	Carc Dose (mg/kg/day)	Slope Factor (mg/kg-day) ⁻¹	Carcinogenic Risk	Percent Carcinogenic Risk
Aldrin	0.0247	1E-06	4300	1	0.01	250	25	70	70	365	3.71E-09	1.70E+01	6.31E-08	0.75
Dieldrin	2.4244	1E-06	4300	1	0.01	250	25	70	70	365	3.64E-07	1.60E+01	5.83E-06	69.58
4,4'-DDD	43.591	1E-06	4300	1	0.01	250	25	70	70	365	6.55E-06	2.40E-01	1.57E-06	18.77
4,4'-DDT	9.7701	1E-06	4300	1	0.01	250	25	70	70	365	1.47E-06	3.40E-01	4.99E-07	5.96
alpha-Chlordane	0.2764	1E-06	4300	1	0.01	250	25	70	70	365	4.15E-08	1.30E+00	5.40E-08	0.64
gamma-Chlordane	0.1703	1E-06	4300	1	0.01	250	25	70	70	365	2.56E-08	1.30E+00	3.33E-08	0.40
Arsenic	14.2	1E-06	4300	1	0.001	250	25	70	70	365	2.13E-07	1.50E+00	3.20E-07	3.82
Beryllium	0.1	1E-06	4300	1	0.001	250	25	70	70	365	1.50E-09	4.30E+00	6.46E-09	0.08
TOTAL													8.38E-06	100.00

Contaminant	Concentration Noncarcinogen (mg/kg)	Conversion Factor (kg/mg)	Surface Area (cm ²)	Adherence Factor (mg/cm ²)	Fraction Absorbed	Exposure Frequency (events/yr)	Exposure Duration (yrs)	Body Weight (kg)	Average Noncarc Time (years)	Days per year (day/year)	Noncarc Dose (mg/kg/day)	Reference Dose (mg/kg-day)	Noncarcinogenic Risk	Percent Noncarcinogenic Risk
Aldrin	0.0247	1E-06	4300	1	0.01	250	25	70	25	365	1.04E-08	3.00E-05	0.000348	1.01
Dieldrin	2.4244	1E-06	4300	1	0.01	250	25	70	25	365	1.02E-06	5.00E-05	0.020401	59.27
4,4'-DDT	9.7701	1E-06	4300	1	0.01	250	25	70	25	365	4.11E-06	5.00E-04	0.008221	23.89
alpha-Chlordane	0.2764	1E-06	4300	1	0.01	250	25	70	25	365	1.16E-07	6.00E-05	0.001938	5.63
gamma-Chlordane	0.1703	1E-06	4300	1	0.01	250	25	70	25	365	7.17E-08	6.00E-05	0.001194	3.47
Aluminum	4428.1	1E-06	4300	1	0.001	250	25	70	25	365	1.88E-04	1.00E+00	0.000186	0.54
Arsenic	14.2	1E-06	4300	1	0.001	250	25	70	25	365	5.97E-07	3.00E-04	0.001992	5.79
Manganese	43.6	1E-06	4300	1	0.001	250	25	70	25	365	1.83E-06	1.40E-01	0.000013	0.04
Mercury	0.9	1E-06	4300	1	0.001	250	25	70	25	365	3.79E-08	3.00E-04	0.000126	0.37
Beryllium	0.1	1E-06	4300	1	0.001	250	25	70	25	365	4.21E-09	5.00E-03	0.000001	0.00
TOTAL													0.034419	100.00

SUBSURFACE SOIL DERMAL CONTACT EXPOSURE ASSESSMENT
 OPERABLE UNIT NO. 11 (SITE 80)
 REMEDIAL INVESTIGATION CTO-0274
 MCB CAMP LEJEUNE, NORTH CAROLINA
 FUTURE ADULT CONSTRUCTION WORKER

Dermal contact with soil is calculated as follows:

$$\text{Intake (mg/kg-day)} = C * CF * SA * AF * Abs * EF * ED / BW * ATc \text{ or } ATnc * DY$$

$$\text{Risk} = \text{Intake} * CSF \text{ or } RfD$$

Where:	INPUTS
C = contaminant concentration in soil (mg/kg)	Specific
CF = conversion factor (kg/mg)	1E-06
SA = exposed skin surface area (cm ²)	4300
AF = soil to skin adherence factor (mg/cm ²)	1
Abs = fraction absorbed (unitless)	Specific
EF = exposure frequency (events/yr)	90
ED = exposure duration (years)	1
BW = body weight (kg)	70
ATc = averaging time for carcinogen (yr)	70
ATnc = averaging time for noncarcinogen (yr)	1
DY = day per year (day/yr)	365
CSF = cancer slope factor (mg/kg-day) ⁻¹	Specific
RfD = reference dose (mg/kg-day)	Specific

Note: Inputs are scenario and site specific

Contaminant	Concentration Carcinogen (mg/kg)	Conversion Factor (kg/mg)	Surface Area (cm ²)	Adherence Factor (mg/cm ²)	Fraction Absorbed	Exposure Frequency (events/yr)	Exposure Duration (yrs)	Body Weight (kg)	Average Carc Time (years)	Days per year (day/year)	Carc Dose (mg/kg/day)	Slope Factor (mg/kg-day) ⁻¹	Carcinogenic Risk	Percent Carcinogenic Risk
Arsenic	4	1E-06	4300	1	0.001	90	1	70	70	365	8.86E-10	1.75E+00	1.51E-09	100.00
TOTAL													1.51E-09	100.00

Contaminant	Concentration Noncarcinogen (mg/kg)	Conversion Factor (kg/mg)	Surface Area (cm ²)	Adherence Factor (mg/cm ²)	Fraction Absorbed	Exposure Frequency (events/yr)	Exposure Duration (yrs)	Body Weight (kg)	Average Noncarc Time (years)	Days per year (day/year)	Noncarc Dose (mg/kg/day)	Reference Dose (mg/kg-day)	Noncarcinogenic Risk	Percent Noncarcinogenic Risk
Arsenic	4	1E-06	4300	1	0.001	90	1	70	1	365	6.06E-08	3.00E-04	0.000202	100.00
TOTAL													0.000202	100.00

File Name: SDC.WQ4

SURFACE SOIL DERMAL CONTACT EXPOSURE ASSESSMENT AFTER TCRA
 OPERABLE UNIT NO. 11 (SITE 80)
 REMEDIAL INVESTIGATION CTO-0274
 MCB CAMP LEJEUNE, NORTH CAROLINA
 FUTURE RESIDENTIAL CHILD

Dermal contact with soil is calculated as follows:

$$\text{Intake (mg/kg-day)} = C * CF * SA * AF * Abs * EF * ED/BW * ATc \text{ or } ATnc * DY$$

$$\text{Risk} = \text{Intake} * \text{CSF or RfD}$$

Where:	INPUTS
C = contaminant concentration in soil (mg/kg)	Specific
CF = conversion factor (kg/mg)	1E-06
SA = exposed skin surface area (cm ²)	2300
AF = soil to skin adherence factor (mg/cm ²)	1
Abs = fraction absorbed (unitless)	Specific
EF = exposure frequency (events/yr)	350
ED = exposure duration (years)	6
BW = body weight (kg)	15
ATc = averaging time for carcinogen (yr)	70
ATnc = averaging time for noncarcinogen (yr)	6
DY = day per year (day/yr)	365
CSF = cancer slope factor (mg/kg-day) ⁻¹	Specific
RfD = reference dose (mg/kg-day)	Specific

Note: Inputs are scenario and site specific

Contaminant	Concentration Carcinogen (mg/kg)	Conversion Factor (kg/mg)	Surface Area (cm ²)	Adherence Factor (mg/cm ²)	Fraction Absorbed	Exposure Frequency (events/yr)	Exposure Duration (yrs)	Body Weight (kg)	Average Carc Time (years)	Days per year (day/year)	Carc Dose (mg/kg/day)	Slope Factor (mg/kg-day) ⁻¹	Carcinogenic Risk	Percent Carcinogenic Risk
Arsenic	6.37	1E-06	2300	1	0.001	350	6	15	70	365	8.03E-08	1.50E+00	1.20E-07	92.89
Beryllium	0.17	1E-06	2300	1	0.001	350	6	15	70	365	2.14E-09	4.30E+00	9.21E-09	7.11
TOTAL													1.30E-07	100.00

Contaminant	Concentration Noncarcinogen (mg/kg)	Conversion Factor (kg/mg)	Surface Area (cm ²)	Adherence Factor (mg/cm ²)	Fraction Absorbed	Exposure Frequency (events/yr)	Exposure Duration (yrs)	Body Weight (kg)	Average Noncarc Time (years)	Days per year (day/year)	Noncarc Dose (mg/kg/day)	Reference Dose (mg/kg-day)	Noncarcinogenic Risk	Percent Noncarcinogenic Risk
Aluminum	3854	1E-06	2300	1	0.001	350	6	15	6	365	5.81E-04	1.00E+00	0.000581	0.87
Arsenic	6.37	1E-06	2300	1	0.001	350	6	15	6	365	9.37E-07	3.00E-04	0.003122	3.59
Iron	2835	1E-06	2300	1	0.001	350	6	15	6	365	4.17E-04	5.00E-03	0.083367	95.74
Beryllium	0.17	1E-06	2300	1	0.001	350	6	15	6	365	2.50E-08	5.00E-03	0.000005	0.01
TOTAL													0.087075	100.00

File Name: SDCTC.WQ1

SURFACE SOIL DERMAL CONTACT EXPOSURE ASSESSMENT AFTER TORA
 OPERABLE UNIT NO. 11 (SITE 60)
 REMEDIAL INVESTIGATION CTO-0274
 MCB CAMP LEJEUNE, NORTH CAROLINA
 FUTURE RESIDENTIAL ADULT

Dermal contact with soil is calculated as follows:

$$\text{Intake (mg/kg-day)} = C * CF * SA * AF * Abs * EF * ED/BW * ATc \text{ or } ATnc * DY$$

$$\text{Risk} = \text{Intake} * CSF \text{ or } RfD$$

Where:	INPUTS
C = contaminant concentration in soil (mg/kg)	Specific
CF = conversion factor (kg/mg)	1E-06
SA = exposed skin surface area (cm ²)	5800
AF = soil to skin adherence factor (mg/cm ²)	1
Abs = fraction absorbed (unitless)	Specific
EF = exposure frequency (events/yr)	350
ED = exposure duration (years)	24
BW = body weight (kg)	70
ATc = averaging time for carcinogen (yr)	70
ATnc = averaging time for noncarcinogen (yr)	24
DY = day per year (day/yr)	365
CSF = cancer slope factor (mg/kg-day) ⁻¹	Specific
RfD = reference dose (mg/kg-day)	Specific

Note: Inputs are scenario and site specific

Contaminant	Concentration Carcinogen (mg/kg)	Conversion Factor (kg/mg)	Surface Area (cm ²)	Adherence Factor (mg/cm ²)	Fraction Absorbed	Exposure Frequency (events/yr)	Exposure Duration (yrs)	Body Weight (kg)	Average Carc Time (years)	Days per year (day/year)	Carc Dose (mg/kg/day)	Slope Factor (mg/kg-day) ⁻¹	Carcinogenic Risk	Percent Carcinogenic Risk
Arsenic	6.37	1E-06	5800	1	0.001	350	24	70	70	365	1.74E-07	1.50E+00	2.60E-07	92.89
Beryllium	0.17	1E-06	5800	1	0.001	350	24	70	70	365	4.63E-09	4.30E+00	1.99E-08	7.11
TOTAL													2.80E-07	100.00

Contaminant	Concentration Noncarcinogen (mg/kg)	Conversion Factor (kg/mg)	Surface Area (cm ²)	Adherence Factor (mg/cm ²)	Fraction Absorbed	Exposure Frequency (events/yr)	Exposure Duration (yrs)	Body Weight (kg)	Average Noncarc Time (years)	Days per year (day/year)	Noncarc Dose (mg/kg/day)	Reference Dose (mg/kg-day)	Noncarcinogenic Risk	Percent Noncarcinogenic Risk
Aluminum	3954	1E-06	5800	1	0.001	350	24	70	24	365	3.14E-04	1.00E+00	0.000314	0.67
Arsenic	6.37	1E-06	5800	1	0.001	350	24	70	24	365	5.06E-07	3.00E-04	0.001687	3.59
Iron	2835	1E-06	5800	1	0.001	350	24	70	24	365	2.25E-04	5.00E-03	0.045049	95.74
Beryllium	0.17	1E-06	5800	1	0.001	350	24	70	24	365	1.35E-08	5.00E-03	0.000003	0.01
TOTAL													0.047053	100.00

File Name: SDCTC.WQ2

SURFACE SOIL DERMAL CONTACT EXPOSURE ASSESSMENT AFTER TCRA
 OPERABLE UNIT NO. 11 (SITE 80)
 REMEDIAL INVESTIGATION CTO-0274
 MCB CAMP LEJEUNE, NORTH CAROLINA
 CURRENT CIVILIAN BASE PERSONNEL

Dermal contact with soil is calculated as follows:

$$\text{Intake (mg/kg-day)} = C * CF * SA * AF * Abs * EF * ED / BW * ATc \text{ or } ATnc * DY$$

$$\text{Risk} = \text{Intake} * CSF \text{ or } RfD$$

Where:	INPUTS
C = contaminant concentration in soil (mg/kg)	Specific
CF = conversion factor (kg/mg)	1E-06
SA = exposed skin surface area (cm ²)	4300
AF = soil to skin adherence factor (mg/cm ²)	1
Abs = fraction absorbed (unitless)	Specific
EF = exposure frequency (events/yr)	250
ED = exposure duration (years)	25
BW = body weight (kg)	70
ATc = averaging time for carcinogen (yr)	70
ATnc = averaging time for noncarcinogen (yr)	25
DY = day per year (day/yr)	365
CSF = cancer slope factor (mg/kg-day) ⁻¹	Specific
RfD = reference dose (mg/kg-day)	Specific

Note: Inputs are scenario and site specific

Contaminant	Concentration Carcinogen (mg/kg)	Conversion Factor (kg/mg)	Surface Area (cm ²)	Adherence Factor (mg/cm ²)	Fraction Absorbed	Exposure Frequency (events/yr)	Exposure Duration (yrs)	Body Weight (kg)	Average Carc Time (years)	Days per year (day/year)	Carc Dose (mg/kg/day)	Slope Factor (mg/kg-day) ⁻¹	Carcinogenic Risk	Percent Carcinogenic Risk
Arsenic	6.37	1E-06	4300	1	0.001	250	25	70	70	365	9.57E-08	1.50E+00	1.44E-07	92.89
Beryllium	0.17	1E-06	4300	1	0.001	250	25	70	70	365	2.55E-09	4.30E+00	1.10E-08	7.11
TOTAL													1.55E-07	100.00

Contaminant	Concentration Noncarcinogen (mg/kg)	Conversion Factor (kg/mg)	Surface Area (cm ²)	Adherence Factor (mg/cm ²)	Fraction Absorbed	Exposure Frequency (events/yr)	Exposure Duration (yrs)	Body Weight (kg)	Average Noncarc Time (years)	Days per year (day/year)	Noncarc Dose (mg/kg/day)	Reference Dose (mg/kg-day)	Noncarcinogenic Risk	Percent Noncarcinogenic Risk
Aluminum	3954	1E-06	4300	1	0.001	250	25	70	25	365	1.66E-04	1.00E+00	0.000166	0.87
Arsenic	6.37	1E-06	4300	1	0.001	250	25	70	25	365	2.68E-07	3.00E-04	0.000893	3.59
Iron	2835	1E-06	4300	1	0.001	250	25	70	25	365	1.19E-04	5.00E-03	0.023856	95.74
Beryllium	0.17	1E-06	4300	1	0.001	250	25	70	25	365	7.15E-09	5.00E-03	0.000001	0.01
TOTAL													0.024917	100.00

File Name: SDCTC.WQ3

**EXAMPLE INHALATION OF PARTICULATES CALCULATIONS
OPERABLE UNIT NO. 11 (SITE 80)
CONTRACT TASK ORDER 0274**

Purpose: Estimate intake/risk from the inhalation of soil particulates

$$\text{Intake (mg/kg}\cdot\text{day)} = \frac{C \times IR \times EF \times ED \times 1/PEF}{BW \times AT}$$

Where:	C	=	Contaminant concentration in soil (mg/kg)
	IR	=	Inhalation rate (m ³ /day)
	EF	=	Exposure frequency (days/year)
	ED	=	Exposure duration (years)
	PEF	=	Particulate Emission Factor (m ³ /kg)
	BW	=	Body weight (kg)
	AT _c	=	Averaging time carcinogen (days)
	AT _{nc}	=	Averaging time noncarcinogen (days)

Risks:

$$\begin{aligned} \text{Carcinogens} &= \text{Intake (mg/kg}\cdot\text{day)} \times \text{CSF (mg/kg}\cdot\text{day)}^{-1} \\ \text{Noncarcinogens} &= \text{Intake (mg/kg}\cdot\text{day)}/\text{RfD (mg/kg}\cdot\text{day)} \end{aligned}$$

Example Carcinogen: Beryllium

$$\begin{aligned} \text{Intake (mg/kg}\cdot\text{day)} &= \frac{0.1 \text{ mg/kg} \times 20 \text{ m}^3/\text{day} \times 350 \text{ days/yr} \times 24 \text{ yrs} \times 1/4.6\text{E}+09 \text{ m}^3/\text{kg}}{70 \text{ kg} \times 25,550 \text{ days}} \\ &= 2.014\text{E}-12 \end{aligned}$$

$$\text{Risk} = 2.01\text{E}-12 \text{ mg/kg}\cdot\text{day} \times 8.40\text{E}+00 \text{ mg/kg}\cdot\text{day}^{-1} = 1.69\text{E}-11$$

Example Noncarcinogen: Manganese

$$\begin{aligned} \text{Intake (mg/kg}\cdot\text{day)} &= \frac{43.6 \text{ mg/kg} \times 20 \text{ m}^3/\text{day} \times 350 \text{ days/yr} \times 24 \text{ yrs} \times 1/4.6\text{E}+09 \text{ m}^3/\text{kg}}{70 \text{ kg} \times 8,760 \text{ days}} \\ &= 2.58\text{E}-09 \end{aligned}$$

$$\text{Risk} = 2.58\text{E}-09 \text{ mg/kg}\cdot\text{day} \times 1.43\text{E}-05 \text{ mg/kg}\cdot\text{day}^{-1} = 3.7\text{E}-14$$

PARTICULATE INHALATION EXPOSURE ASSESSMENT
 OPERABLE UNIT NO. 11 (SITE 80)
 REMEDIAL INVESTIGATION CTO-0274
 MCB CAMP LEJEUNE, NDRTH CAROLINA
 FUTURE RESIDENTIAL CHILD

Intake from the inhalation of particulates is calculated as follows:

$$\text{Intake (mg/kg-day)} = (C * EF * ED * IR * 1/PEF)/(BW * ATc \text{ or } ATnc * DY)$$

$$\text{Risk} = \text{Intake} * \text{CSF} \text{ or } /RfD$$

Where:	INPUTS
C = contaminant concentration in soil (mg/kg)	Specific
CSF = carcinogenic slope factor	Specific
RfD = reference dose for noncarcinogen	Specific
IR = inhalation rate (m3)	12
EF = exposure frequency (days)	350
ED = exposure duration (years)	6
BW = body weight (kg)	15
ATc = averaging time for carcinogen (yr)	70
ATnc = averaging time for noncarcinogen (yr)	6
DY = day per year (day/yr)	365
PEF = particulate emission factor (m3/kg)	6.79E+08

Note: Inputs are scenario and site specific

Contaminant	Concentration Carcinogen (mg/kg)	Particulate Emission Factor (m3/kg)	Exposure Frequency (events/yr)	Inhalation Rate (m3/day)	Exposure Duration (yrs)	Body Weight (kg)	Average Carc Time (years)	Days per year (day/year)	Carc Dose (mg/kg/day)	Slope Factor (mg/kg-day) ⁻¹	Carcinogenic Risk	Percent Contribution to Risk
Aldrin	0.0247	6.8E+08	350	12	6	15	70	365	2.39E-12	1.71E+01	4.09E-11	0.16
Dieldrin	2.4244	6.8E+08	350	12	6	15	70	365	2.35E-10	1.61E+01	3.78E-09	15.09
4,4'-DDD	43.5910	6.8E+08	350	12	6	15	70	365	4.22E-09		0.00E+00	0.00
4,4'-DDT	9.7701	6.8E+08	350	12	6	15	70	365	9.46E-10	3.40E-01	3.22E-10	1.28
alpha-Chlordane	0.2764	6.8E+08	350	12	6	15	70	365	2.68E-11	1.29E+00	3.45E-11	0.14
gamma-Chlordane	0.1703	6.8E+08	350	12	6	15	70	365	1.65E-11	1.29E+00	2.13E-11	0.08
Arsenic	14.2	6.8E+08	350	12	6	15	70	365	1.38E-09	1.51E+01	2.08E-08	82.91
Beryllium	0.1	6.8E+08	350	12	6	15	70	365	9.68E-12	8.40E+00	8.13E-11	0.32
TOTAL											2.50E-08	100.00

Contaminant	Concentration Noncarcinogen (mg/kg)	Particulate Emission Factor (m3/kg)	Exposure Frequency (events/yr)	Inhalation Rate (m3/day)	Exposure Duration (yrs)	Body Weight (kg)	Average Noncarc Time (years)	Days per year (day/year)	Noncarc Dose (mg/kg/day)	Reference Dose (mg/kg-day)	Noncarcinogenic Risk	Percent Noncarcinogenic Risk
Aldrin	0.0247	6.8E+08	350	12	6	15	6	365	2.79E-11		0.00E+00	0.00
Dieldrin	2.4244	6.8E+08	350	12	6	15	6	365	2.74E-09		0.00E+00	0.00
4,4'-DDT	9.7701	6.8E+08	350	12	6	15	6	365	1.10E-08		0.00E+00	0.00
alpha-Chlordane	0.2764	6.8E+08	350	12	6	15	6	365	3.12E-10		0.00E+00	0.00
gamma-Chlordane	0.1703	6.8E+08	350	12	6	15	6	365	1.92E-10		0.00E+00	0.00
Aluminum	4428.1	6.8E+08	350	12	6	15	6	365	5.00E-06		0.00E+00	0.00
Arsenic	14.2	6.8E+08	350	12	6	15	6	365	1.60E-08		0.00E+00	0.00
Manganese	43.6	6.8E+08	350	12	6	15	6	365	4.93E-08	1.43E-05	7.04E-13	88.99
Mercury	0.9	6.8E+08	350	12	6	15	6	365	1.02E-09	8.57E-05	8.71E-14	11.01
Beryllium	0.1	6.8E+08	350	12	6	15	6	365	1.13E-10		0.00E+00	0.00
TOTAL											7.92E-13	100.00

DDD and DDT do not have inhalation slope factors.
 Manganese and mercury are the only noncarcinogenic COPCs with inhalation reference doses.
 File Name: PI.WQ1

PARTICULATE INHALATION EXPOSURE ASSESSMENT
 OPERABLE UNIT NO. 11 (SITE 80)
 REMEDIAL INVESTIGATION CTO-0274
 MCB CAMP LEJEUNE, NORTH CAROLINA
 FUTURE RESIDENTIAL ADULT

Intake from the inhalation of particulates is calculated as follows:

$$\text{Intake (mg/kg-day)} = (C * EF * ED * IR * 1/PEF)/(BW * ATc \text{ or } ATnc * DY)$$

$$\text{Risk} = \text{Intake} * CSF \text{ or } /RfD$$

Where:	INPUTS
C = contaminant concentration in soil (mg/kg)	Specific
CSF = carcinogenic slope factor	Specific
RfD = reference dose for noncarcinogen	Specific
IR = inhalation rate (m3)	20
EF = exposure frequency (days)	350
ED = exposure duration (years)	24
BW = body weight (kg)	70
ATc = averaging time for carcinogen (yr)	70
ATnc = averaging time for noncarcinogen (yr)	24
DY = day per year (day/yr)	365
PEF = particulate emission factor (m3/kg)	6.79E+08

Note: Inputs are scenario and site specific

Contaminant	Concentration Carcinogen (mg/kg)	Particulate Emission Factor (m3/kg)	Exposure Frequency (events/yr)	Inhalation Rate (m3/day)	Exposure Duration (yrs)	Body Weight (kg)	Average Carc Time (years)	Days per year (day/year)	Carc Dose (mg/kg/day)	Slope Factor (mg/kg-day) ⁻¹	Carcinogenic Risk	Percent Contribution to Risk
Aldrin	0.0247	6.8E+08	350	20	24	70	70	365	3.42E-12	1.71E+01	5.84E-11	0.16
Dieldrin	2.4244	6.8E+08	350	20	24	70	70	365	3.35E-10	1.61E+01	5.40E-09	15.09
4,4'-DDD	43.5910	6.8E+08	350	20	24	70	70	365	6.03E-09		0.00E+00	0.00
4,4'-DDT	9.7701	6.8E+08	350	20	24	70	70	365	1.35E-09	3.40E-01	4.60E-10	1.28
alpha-Chlordane	0.2764	6.8E+08	350	20	24	70	70	365	3.82E-11	1.29E+00	4.93E-11	0.14
gamma-Chlordane	0.1703	6.8E+08	350	20	24	70	70	365	2.36E-11	1.29E+00	3.04E-11	0.08
Arsenic	14.2	6.8E+08	350	20	24	70	70	365	1.96E-09	1.51E+01	2.97E-08	82.91
Beryllium	0.1	6.8E+08	350	20	24	70	70	365	1.38E-11	8.40E+00	1.16E-10	0.32
TOTAL											3.58E-08	100.00

Contaminant	Concentration Noncarcinogen (mg/kg)	Particulate Emission Factor (m3/kg)	Exposure Frequency (events/yr)	Inhalation Rate (m3/day)	Exposure Duration (yrs)	Body Weight (kg)	Average Noncarc Time (years)	Days per year (day/year)	Noncarc Dose (mg/kg/day)	Reference Dose (mg/kg-day)	Noncarcinogenic Risk	Percent Noncarcinogenic Risk
Aldrin	0.0247	6.8E+08	350	20	24	70	24	365	9.97E-12		0.00E+00	0.00
Dieldrin	2.4244	6.8E+08	350	20	24	70	24	365	9.78E-10		0.00E+00	0.00
4,4'-DDT	9.7701	6.8E+08	350	20	24	70	24	365	3.94E-09		0.00E+00	0.00
alpha-Chlordane	0.2764	6.8E+08	350	20	24	70	24	365	1.12E-10		0.00E+00	0.00
gamma-Chlordane	0.1703	6.8E+08	350	20	24	70	24	365	6.87E-11		0.00E+00	0.00
Aluminum	4428.1	6.8E+08	350	20	24	70	24	365	1.79E-06		0.00E+00	0.00
Arsenic	14.2	6.8E+08	350	20	24	70	24	365	5.73E-09		0.00E+00	0.00
Manganese	43.6	6.8E+08	350	20	24	70	24	365	1.76E-08	1.43E-05	2.52E-13	88.99
Mercury	0.9	6.8E+08	350	20	24	70	24	365	3.63E-10	8.57E-05	3.11E-14	11.01
Beryllium	0.1	6.8E+08	350	20	24	70	24	365	4.03E-11		0.00E+00	0.00
TOTAL											2.83E-13	100.00

DDD and DDT do not have inhalation slope factors.
 Manganese and mercury are the only noncarcinogenic COPCs with inhalation reference doses.
 File Name: PLWQ2

PARTICULATE INHALATION EXPOSURE ASSESSMENT
 OPERABLE UNIT NO. 11 (SITE 80)
 REMEDIAL INVESTIGATION CTO-0274
 MCB CAMP LEJEUNE, NORTH CAROLINA
 CURRENT ADULT CIVILIAN BASE PERSONNEL

Intake from the inhalation of particulates is calculated as follows:

$$\text{Intake (mg/kg-day)} = (C * EF * ED * IR * 1/PEF)/(BW * ATc \text{ or } ATnc * DY)$$

$$\text{Risk} = \text{Intake} * \text{CSF} \text{ or } /RfD$$

Where:	INPUTS
C = contaminant concentration in soil (mg/kg)	Specific
CSF = carcinogenic slope factor	Specific
RfD = reference dose for noncarcinogen	Specific
IR = inhalation rate (m3)	20
EF = exposure frequency (days)	350
ED = exposure duration (years)	25
BW = body weight (kg)	70
ATc = averaging time for carcinogen (yr)	70
ATnc = averaging time for noncarcinogen (yr)	25
DY = day per year (day/yr)	365
PEF = particulate emission factor (m3/kg)	6.79E+08

Note: Inputs are scenario and site specific

Contaminant	Concentration Carcinogen (mg/kg)	Particulate Emission Factor (m3/kg)	Exposure Frequency (events/yr)	Inhalation Rate (m3/day)	Exposure Duration (yrs)	Body Weight (kg)	Average Carc Time (years)	Days per year (day/year)	Carc Dose (mg/kg/day)	Slope Factor (mg/kg-day) ⁻¹	Carcinogenic Risk	Percent Contribution to Risk
Aldrin	0.0247	6.8E+08	350	20	25	70	70	365	3.56E-12	1.71E+01	6.09E-11	0.16
Dieldrin	2.4244	6.8E+08	350	20	25	70	70	365	3.49E-10	1.61E+01	5.62E-09	15.09
4,4'-DDD	43.5910	6.8E+08	350	20	25	70	70	365	6.28E-09		0.00E+00	0.00
4,4'-DDT	9.7701	6.8E+08	350	20	25	70	70	365	1.41E-09	3.40E-01	4.79E-10	1.29
alpha-Chlordane	0.2764	6.8E+08	350	20	25	70	70	365	3.98E-11	1.29E+00	5.14E-11	0.14
gamma-Chlordane	0.1703	6.8E+08	350	20	25	70	70	365	2.45E-11	1.29E+00	3.17E-11	0.08
Arsenic	14.2	6.8E+08	350	20	25	70	70	365	2.05E-09	1.51E+01	3.09E-08	82.91
Beryllium	0.1	6.8E+08	350	20	25	70	70	365	1.44E-11	8.40E+00	1.21E-10	0.32
TOTAL											3.73E-08	100.00

Contaminant	Concentration Noncarcinogen (mg/kg)	Particulate Emission Factor (m3/kg)	Exposure Frequency (events/yr)	Inhalation Rate (m3/day)	Exposure Duration (yrs)	Body Weight (kg)	Average Noncarc Time (years)	Days per year (day/year)	Noncarc Dose (mg/kg/day)	Reference Dose (mg/kg-day)	Noncarcinogenic Risk	Percent Noncarcinogenic Risk
Aldrin	0.0247	6.8E+08	350	20	25	70	25	365	9.97E-12		0.00E+00	0.00
Dieldrin	2.4244	6.8E+08	350	20	25	70	25	365	9.78E-10		0.00E+00	0.00
4,4'-DDT	9.7701	6.8E+08	350	20	25	70	25	365	3.94E-09		0.00E+00	0.00
alpha-Chlordane	0.2764	6.8E+08	350	20	25	70	25	365	1.12E-10		0.00E+00	0.00
gamma-Chlordane	0.1703	6.8E+08	350	20	25	70	25	365	6.87E-11		0.00E+00	0.00
Aluminum	4428.1	6.8E+08	350	20	25	70	25	365	1.79E-06		0.00E+00	0.00
Arsenic	14.2	6.8E+08	350	20	25	70	25	365	5.73E-09		0.00E+00	0.00
Manganese	43.6	6.8E+08	350	20	25	70	25	365	1.76E-08	1.43E-05	2.52E-13	88.99
Mercury	0.9	6.8E+08	350	20	25	70	25	365	3.63E-10	8.57E-05	3.11E-14	11.01
Beryllium	0.1	6.8E+08	350	20	25	70	25	365	4.03E-11		0.00E+00	0.00
TOTAL											2.83E-13	100.00

DDD and DDT do not have inhalation slope factors.
 Manganese and mercury are the only noncarcinogenic COPCs with inhalation reference doses.
 File Name: PLWQ3

PARTICULATE INHALATION EXPOSURE ASSESSMENT
 OPERABLE UNIT NO. 11 (SITE 80)
 REMEDIAL INVESTIGATION CTO-0274
 MCB CAMP LEJEUNE, NORTH CAROLINA
 FUTURE CONSTRUCTION WORKER

Intake from the inhalation of particulates is calculated as follows:

$$\text{Intake (mg/kg-day)} = (C * EF * ED * IR * 1/PEF) / (BW * ATc \text{ or } ATnc * DY)$$

$$\text{Risk} = \text{Intake} * \text{CSF or RfD}$$

Where:	INPUTS
C = contaminant concentration in soil (mg/kg)	Specific
CSF = carcinogenic slope factor	Specific
RfD = reference dose for noncarcinogen	Specific
IR = inhalation rate (m3)	20
EF = exposure frequency (days)	350
ED = exposure duration (years)	1
BW = body weight (kg)	70
ATc = averaging time for carcinogen (yr)	70
ATnc = averaging time for noncarcinogen (yr)	1
DY = day per year (day/yr)	365
PEF = particulate emission factor (m3/kg)	6.79E+08

Note: Inputs are scenario and site specific

Contaminant	Concentration Carcinogen (mg/kg)	Particulate Emission Factor (m3/kg)	Exposure Frequency (events/yr)	Inhalation Rate (m3/day)	Exposure Duration (yrs)	Body Weight (kg)	Average Carc Time (years)	Days per year (day/year)	Carc Dose (mg/kg/day)	Slope Factor (mg/kg-day) ⁻¹	Carcinogenic Risk	Percent Contribution to Risk
Arsenic	14.2	6.8E+08	350	20	1	70	70	365	8.19E-11	1.51E+01	1.24E-09	100.00
TOTAL											1.24E-09	100.00

Contaminant	Concentration Noncarcinogen (mg/kg)	Particulate Emission Factor (m3/kg)	Exposure Frequency (events/yr)	Inhalation Rate (m3/day)	Exposure Duration (yrs)	Body Weight (kg)	Average Noncarc Time (years)	Days per year (day/year)	Noncarc Dose (mg/kg/day)	Reference Dose (mg/kg-day)	Noncarcinogenic Risk	Percent Noncarcinogenic Risk
Arsenic	14.2	6.8E+08	350	20	1	70	1	365	5.73E-09		0.00E+00	ERR
TOTAL											0.00E+00	ERR

Arsenic does not have an inhalation reference dose.

File Name: PLWQ4

PARTICULATE INHALATION EXPOSURE ASSESSMENT
 OPERABLE UNIT NO. 11 (SITE 80)
 REMEDIAL INVESTIGATION CTO-0274
 MCB CAMP LEJEUNE, NORTH CAROLINA
 FUTURE RESIDENTIAL CHILD

Intake from the inhalation of particulates is calculated as follows:

$$\text{Intake (mg/kg-day)} = (C * EF * ED * IR * 1/PEF)/(BW * ATc \text{ or } ATnc * DY)$$

$$\text{Risk} = \text{Intake} * \text{CSF or /RfD}$$

Where:	INPUTS
C = contaminant concentration in soil (mg/kg)	Specific
CSF = carcinogenic slope factor	Specific
RfD = reference dose for noncarcinogen	Specific
IR = inhalation rate (m3)	12
EF = exposure frequency (days)	350
ED = exposure duration (years)	6
BW = body weight (kg)	15
ATc = averaging time for carcinogen (yr)	70
ATnc = averaging time for noncarcinogen (yr)	6
DY = day per year (day/yr)	365
PEF = particulate emission factor (m3/kg)	6.79E+08

Note: Inputs are scenario and site specific

Contaminant	Concentration Carcinogen (mg/kg)	Particulate Emission Factor (m3/kg)	Exposure Frequency (events/yr)	Inhalation Rate (m3/day)	Exposure Duration (yrs)	Body Weight (kg)	Average Carc Time (years)	Days per year (day/year)	Carc Dose (mg/kg/day)	Slope Factor (mg/kg-day) ⁻¹	Carcinogenic Risk	Percent Contribution to Risk
Arsenic	6.37	6.8E+08	350	12	6	15	70	365	6.17E-10	1.51E+01	9.31E-09	98.54
Beryllium	0.17	6.8E+08	350	12	6	15	70	365	1.65E-11	8.40E+00	1.38E-10	1.46
TOTAL											9.45E-09	100.00

Contaminant	Concentration Noncarcinogen (mg/kg)	Particulate Emission Factor (m3/kg)	Exposure Frequency (events/yr)	Inhalation Rate (m3/day)	Exposure Duration (yrs)	Body Weight (kg)	Average Noncarc Time (years)	Days per year (day/year)	Noncarc Dose (mg/kg/day)	Reference Dose (mg/kg-day)	Noncarcinogenic Risk	Percent Noncarcinogenic Risk
Aluminum	4428.1	6.8E+08	350	12	6	15	6	365	5.00E-08		0.00E+00	ERR
Iron	0.1	6.8E+08	350	12	6	15	6	365	1.13E-10		0.00E+00	ERR
TOTAL											ERR	ERR

File Name: PTC.WQ1

PARTICULATE INHALATION EXPOSURE ASSESSMENT
 OPERABLE UNIT NO. 11 (SITE 80)
 REMEDIAL INVESTIGATION CTO-0274
 MCB CAMP LEJEUNE, NORTH CAROLINA
 FUTURE RESIDENTIAL ADULT

Intake from the inhalation of particulates is calculated as follows:

$$\text{Intake (mg/kg-day)} = (C * EF * ED * IR * 1/PEF)/(BW * ATc \text{ or } ATnc * DY)$$

$$\text{Risk} = \text{Intake} * \text{CSF or /RfD}$$

Where:	INPUTS
C = contaminant concentration in soil (mg/kg)	Specific
CSF = carcinogenic slope factor	Specific
RfD = reference dose for noncarcinogen	Specific
IR = inhalation rate (m3)	20
EF = exposure frequency (days)	350
ED = exposure duration (years)	24
BW = body weight (kg)	70
ATc = averaging time for carcinogen (yr)	70
ATnc = averaging time for noncarcinogen (yr)	24
DY = day per year (day/yr)	365
PEF = particulate emission factor (m3/kg)	6.79E+08

Note: Inputs are scenario and site specific

Contaminant	Concentration Carcinogen (mg/kg)	Particulate Emission Factor (m3/kg)	Exposure Frequency (events/yr)	Inhalation Rate (m3/day)	Exposure Duration (yrs)	Body Weight (kg)	Average Carc Time (years)	Days per year (day/year)	Carc Dose (mg/kg/day)	Slope Factor (mg/kg-day) ⁻¹	Carcinogenic Risk	Percent Contribution to Risk
Arsenic	6.37	6.8E+08	350	20	24	70	70	365	8.81E-10	1.51E+01	1.33E-08	98.54
Beryllium	0.17	6.8E+08	350	20	24	70	70	365	2.35E-11	8.40E+00	1.98E-10	1.48
TOTAL											1.35E-08	100.00

Contaminant	Concentration Noncarcinogen (mg/kg)	Particulate Emission Factor (m3/kg)	Exposure Frequency (events/yr)	Inhalation Rate (m3/day)	Exposure Duration (yrs)	Body Weight (kg)	Average Noncarc Time (years)	Days per year (day/year)	Noncarc Dose (mg/kg/day)	Reference Dose (mg/kg-day)	Noncarcinogenic Risk	Percent Noncarcinogenic Risk
Aluminum	4428.1	6.8E+08	350	20	24	70	24	365	1.79E-08		0.00E+00	ERR
Iron	0.1	6.8E+08	350	20	24	70	24	365	4.03E-11		0.00E+00	ERR
TOTAL											ERR	ERR

File Name: PITC.WQ2

PARTICULATE INHALATION EXPOSURE ASSESSMENT
 OPERABLE UNIT NO. 11 (SITE 80)
 REMEDIAL INVESTIGATION CTO-0274
 MCB CAMP LEJEUNE, NORTH CAROLINA
 CURRENT CIVILIAN BASE EMPLOYEE

Intake from the inhalation of particulates is calculated as follows:

$$\text{Intake (mg/kg-day)} = (C * EF * ED * IR * 1/PEF)/(BW * ATc \text{ or } ATnc * DY)$$

$$\text{Risk} = \text{Intake} * CSF \text{ or } RfD$$

Where:	INPUTS
C = contaminant concentration in soil (mg/kg)	Specific
CSF = carcinogenic slope factor	Specific
RfD = reference dose for noncarcinogen	Specific
IR = inhalation rate (m3)	20
EF = exposure frequency (days)	250
ED = exposure duration (years)	25
BW = body weight (kg)	70
ATc = averaging time for carcinogen (yr)	70
ATnc = averaging time for noncarcinogen (yr)	25
DY = day per year (day/yr)	365
PEF = particulate emission factor (m3/kg)	6.79E+08

Note: Inputs are scenario and site specific

Contaminant	Concentration Carcinogen (mg/kg)	Particulate Emission Factor (m3/kg)	Exposure Frequency (events/yr)	Inhalation Rate (m3/day)	Exposure Duration (yrs)	Body Weight (kg)	Average Carc Time (years)	Days per year (day/year)	Carc Dose (mg/kg/day)	Slope Factor (mg/kg-day) ⁻¹	Carcinogenic Risk	Percent Contribution to Risk
Arsenic	6.37	6.8E+08	250	20	25	70	70	365	6.56E-10	1.51E+01	9.90E-09	98.54
Beryllium	0.17	6.8E+08	250	20	25	70	70	365	1.75E-11	8.40E+00	1.47E-10	1.46
TOTAL											1.00E-08	100.00

Contaminant	Concentration Noncarcinogen (mg/kg)	Particulate Emission Factor (m3/kg)	Exposure Frequency (events/yr)	Inhalation Rate (m3/day)	Exposure Duration (yrs)	Body Weight (kg)	Average Noncarc Time (years)	Days per year (day/year)	Noncarc Dose (mg/kg/day)	Reference Dose (mg/kg-day)	Noncarcinogenic Risk	Percent Noncarcinogenic Risk
Aluminum	4428.1	6.8E+08	250	20	25	70	25	365	1.28E-06		0.00E+00	ERR
Iron	0.1	6.8E+08	250	20	25	70	25	365	2.88E-11		0.00E+00	ERR
TOTAL											ERR	ERR

**EXAMPLE GROUNDWATER INGESTION CALCULATIONS
OPERABLE UNIT NO. 11 (SITE 80)
CONTRACT TASK ORDER 0274**

Purpose: Estimate intake/risk from ingestion of groundwater

$$\text{Intake (mg/kg-day)} = \frac{C \times IR \times EF \times ED}{BW \times AT}$$

Where:

C	=	Contaminant concentration in groundwater (mg/L)
IR	=	Daily intake ingestion rate (L/day)
EF	=	Exposure frequency (days/year)
ED	=	Exposure duration (years)
BW	=	Body weight (kg)
AT _c	=	Averaging time carcinogen (days)
AT _{nc}	=	Averaging time noncarcinogen (days)

Risks:

$$\text{Carcinogens} = \text{Intake (mg/kg-day)} \times \text{CSF (mg/kg-day)}^{-1}$$

$$\text{Noncarcinogens} = \text{Intake (mg/kg-day)} / \text{RfD (mg/kg-day)}$$

Example Carcinogen: 4,4'-DDT

$$\text{Intake (mg/kg-day)} = \frac{0.0002 \text{ mg/L} \times 2 \text{ L/day} \times 350 \text{ days/yr} \times 30 \text{ yrs}}{70 \text{ kg} \times 25,550 \text{ days}}$$

$$= 2.30\text{E-}06$$

$$\text{Risk} = 2.30\text{E-}06 \text{ mg/kg-day} \times 0.34 \text{ mg/kg-day}^{-1} = 8.0\text{E-}07$$

Example Noncarcinogen: 4,4'-DDT

$$\text{Intake (mg/kg-day)} = \frac{0.0002 \text{ mg/L} \times 2 \text{ L/day} \times 350 \text{ days/yr} \times 30 \text{ yrs}}{70 \text{ kg} \times 10,950 \text{ days}}$$

$$= 5.50\text{E-}06$$

$$\text{Risk} = \frac{5.50\text{E-}06 \text{ mg/kg-day}}{5.00\text{E-}04 \text{ mg/kg-day}} = 0.01$$

Re: Site 80 Future Residential Adult

GROUNDWATER INGESTION EXPOSURE ASSESSMENT
 OPERABLE UNIT NO. 11 (SITE 00)
 REMEDIAL INVESTIGATION CTO-0274
 MCB CAMP LEJEUNE, NORTH CAROLINA
 FUTURE RESIDENTIAL CHILD

Intake from drinking water is calculated as follows:

$$\text{Intake (mg/kg-day)} = C * IRw * EF * ED / BW * AT \text{ or } ATnc * DY$$

$$\text{Risk} = \text{Intake} * CSF \text{ or } RfD$$

Where:	INPUTS
C = contaminant concentration in water (mg/l)	Specific
IRw = daily water ingestion rate (L/Day)	1
EF = exposure frequency (days/yr)	350
ED = exposure duration (yr)	6
BW = body weight (kg)	15
ATc = averaging time for carcinogen (yr)	70
ATnc = averaging time for noncarcinogen (yr)	6
DY = days per year (day/year)	365
CSF = cancer slope factor (mg/kg-day) ⁻¹	Specific
RfD = reference dose (mg/kg-day)	Specific

Note: Inputs are scenario and site specific

Contaminant(1)	Concentration Carcinogen (mg/l)	Ingestion Rate (L/day)	Exposure Frequency (day/year)	Exposure Duration (year)	Body Weight (kg)	Average Carc Time (years)	Days per year (day/yr)	Carc Dose (mg/kg-day)	Slope Factor (mg/kg-day) ⁻¹	Carcinogenic Risk	Percent Carcinogenic Risk
Bis(2-ethylhexyl)phthalate	0.005	1	350	6	15	70	365	2.74E-05	1.40E-02	3.84E-07	0.056
1,4'-DDT	0.0013	1	350	6	15	70	365	7.12E-06	2.40E-01	1.71E-06	0.250
1,4'-DDT	0.0002	1	350	6	15	70	365	1.10E-06	3.40E-01	3.73E-07	0.054
Arsenic	0.0798	1	350	6	15	70	365	4.37E-04	1.50E+00	6.56E-04	95.852
Beryllium	0.0011	1	350	6	15	70	365	6.03E-06	4.30E+00	2.59E-05	3.788
TOTAL										6.84E-04	100.00

Contaminant	Concentration Noncarcinogen (mg/l)	Ingestion Rate (L/day)	Exposure Frequency (day/year)	Exposure Duration (year)	Body Weight (kg)	Average Noncarc Time (years)	Days per year (day/yr)	Noncarc Dose (mg/kg-day)	Reference Dose (mg/kg-day)	Noncarcinogenic Risk	Percent Noncarcinogenic Risk
Bis(2-ethylhexyl)phthalate	0.0000	1	350	6	15	6	365	3.29E-08	2.00E-02	0.02	0.08
1,4'-DDT	0.0002	1	350	6	15	6	365	1.28E-05	5.00E-04	0.03	0.12
Aluminum	43	1	350	6	15	6	365	2.75E+00	1.00E+00	2.75	12.95
Arsenic	0.0798	1	350	6	15	6	365	5.10E-03	3.00E-04	17.00	80.14
Beryllium	0.0011	1	350	6	15	6	365	7.03E-05	5.00E-03	0.01	0.07
Chromium	0.065	1	350	6	15	6	365	4.16E-03	5.00E-03	0.83	3.92
Vanadium	0.0449	1	350	6	15	6	365	2.87E-03	7.00E-03	0.41	1.93
Manganese	0.369	1	350	6	15	6	365	2.36E-02	1.40E-01	0.17	0.79
TOTAL										21.22	100.00

(1) Lead was not evaluated due to the lack of a published toxicity value

File Name: GWI.WQ1

GROUNDEWATER INGESTION EXPOSURE ASSESSMENT
 OPERABLE UNIT NO. 11 (SITE 80)
 REMEDIAL INVESTIGATION CTO-0274
 MCB CAMP LEJEUNE, NORTH CAROLINA
 FUTURE RESIDENTIAL ADULT

Intake from drinking water is calculated as follows:

$$\text{Intake (mg/kg-day)} = C * IRw * EF * ED / BW * AT \text{ or } ATnc * DY$$

$$\text{Risk} = \text{Intake} * CSF \text{ or } RfD$$

Where:	INPUTS
C = contaminant concentration in water (mg/l)	Specific
IRw = daily water ingestion rate (L/Day)	2
EF = exposure frequency (days/yr)	350
ED = exposure duration (yr)	30
BW = body weight (kg)	70
ATc = averaging time for carcinogen (yr)	70
ATnc = averaging time for noncarcinogen (yr)	30
DY = days per year (day/year)	365
CSF = cancer slope factor (mg/kg-day) ⁻¹	Specific
RfD = reference dose (mg/kg-day)	Specific

Note: Inputs are scenario and site specific

Contaminant(1)	Concentration Carcinogen (mg/l)	Ingestion Rate (L/day)	Exposure Frequency (day/year)	Exposure Duration (year)	Body Weight (kg)	Average Carc Time (years)	Days per year (day/yr)	Carc Dose (mg/kg-day)	Slope Factor (mg/kg-day) ⁻¹	Carcinogenic Risk Child	Percent Carcinogenic Risk
Bis(2-ethylhexyl)phthalate	0.005	2	350	30	70	70	365	5.87E-05	1.40E-02	8.22E-07	0.056
1,4'-DDD	0.0013	2	350	30	70	70	365	1.53E-05	2.40E-01	3.66E-06	0.250
1,4'-DDT	0.0002	2	350	30	70	70	365	2.35E-06	3.40E-01	7.99E-07	0.054
Arsenic	0.0798	2	350	30	70	70	365	9.37E-04	1.50E+00	1.41E-03	95.852
Beryllium	0.0011	2	350	30	70	70	365	1.29E-05	4.30E+00	5.55E-05	3.788
TOTAL										1.47E-03	100.00

Contaminant	Concentration Noncarcinogen (mg/l)	Ingestion Rate (L/day)	Exposure Frequency (day/year)	Exposure Duration (year)	Body Weight (kg)	Average Noncarc Time (years)	Days per year (day/yr)	Noncarc Dose (mg/kg-day)	Reference Dose (mg/kg-day)	Noncarcinogenic Risk Child	Percent Noncarcinogenic Risk
Bis(2-ethylhexyl)phthalate	0.0050	2	350	30	70	30	365	1.37E-04	2.00E-02	0.01	0.06
1,4'-DDT	0.0002	2	350	30	70	30	365	5.48E-06	5.00E-04	0.01	0.12
Aluminum	43	2	350	30	70	30	365	1.18E+00	1.00E+00	1.18	12.95
Arsenic	0.0798	2	350	30	70	30	365	2.19E-03	3.00E-04	7.29	80.14
Beryllium	0.0011	2	350	30	70	30	365	3.01E-05	5.00E-03	0.01	0.07
Chromium	0.065	2	350	30	70	30	365	1.78E-03	5.00E-03	0.36	3.92
Vanadium	0.0449	2	350	30	70	30	365	1.23E-03	7.00E-03	0.18	1.93
Manganese	0.369	2	350	30	70	30	365	1.01E-02	1.40E-01	0.07	0.79
TOTAL										9.09	100.00

(1) Lead was not evaluated due to the lack of a published toxicity value
 File Name: GW1.WQ2

GROUNDWATER INGESTION EXPOSURE ASSESSMENT (ROUND 2)
 OPERABLE UNIT NO. 11 (SITE 80)
 REMEDIAL INVESTIGATION CTO-0274
 MCB CAMP LEJEUNE, NORTH CAROLINA
 FUTURE RESIDENTIAL CHILD

Intake from drinking water is calculated as follows:

$$\text{Intake (mg/kg-day)} = C * IRw * EF * ED / BW * AT \text{ or } ATnc * DY$$

$$\text{Risk} = \text{Intake} * CSF \text{ or } /RID$$

Where:	INPUTS
C = contaminant concentration in water (mg/l)	Specific
IRw = daily water ingestion rate (L/Day)	1
EF = exposure frequency (days/yr)	350
ED = exposure duration (yr)	6
BW = body weight (kg)	15
ATc = averaging time for carcinogen (yr)	70
ATnc = averaging time for noncarcinogen (yr)	6
DY = days per year (day/year)	365
CSF = cancer slope factor (mg/kg-day) ⁻¹	Specific
RID = reference dose (mg/kg-day)	Specific

Note: Inputs are scenario and site specific

Contaminant(1)	Concentration Carcinogen (mg/l)	Ingestion Rate (L/day)	Exposure Frequency (day/year)	Exposure Duration (year)	Body Weight (kg)	Average Carc Time (years)	Days per year (day/yr)	Carc Dose (mg/kg-day)	Slope Factor (mg/kg-day) ⁻¹	Carcinogenic Risk	Percent Carcinogenic Risk
Bis(2-ethylhexyl)phthalate	0.005	1	350	6	15	70	365	2.74E-06	1.40E-02	3.84E-07	0.058
p,p'-DDD	0.0013	1	350	6	15	70	365	7.12E-06	2.40E-01	1.71E-06	0.260
p,p'-DDT	0.0002	1	350	6	15	70	365	1.10E-06	3.40E-01	3.73E-07	0.057
Arsenic	0.0798	1	350	6	15	70	365	4.37E-04	1.50E+00	6.56E-04	98.625
TOTAL										6.55E-04	100.00

Contaminant	Concentration Noncarcinogen (mg/l)	Ingestion Rate (L/day)	Exposure Frequency (day/year)	Exposure Duration (year)	Body Weight (kg)	Average Noncarc Time (years)	Days per year (day/yr)	Noncarc Dose (mg/kg-day)	Reference Dose (mg/kg-day)	Noncarcinogenic Risk	Percent Noncarcinogenic Risk
Bis(2-ethylhexyl)phthalate	0.0050	1	350	6	15	6	365	3.20E-04	2.00E-02	0.02	0.31
p,p'-DDT	0.0002	1	350	6	15	6	365	1.28E-05	5.00E-04	0.03	0.50
Aluminum	17.1	1	350	6	15	6	365	1.09E+00	1.00E+00	1.09	21.21
Arsenic	0.0184	1	350	6	15	6	365	1.18E-03	3.00E-04	3.93	78.20
Manganese	0.202	1	350	6	15	6	365	1.29E-02	1.40E-01	0.09	1.79
TOTAL										6.15	100.00

(1) Lead was not evaluated due to the lack of a published toxicity value

File Name: GWIRD2.WQ:

GROUNDWATER INGESTION EXPOSURE ASSESSMENT (ROUND 2)
 OPERABLE UNIT NO. 11 (SITE 80)
 REMEDIAL INVESTIGATION CTO-0274
 MCB CAMP LEJEUNE, NORTH CAROLINA
 FUTURE RESIDENTIAL ADULT

Intake from drinking water is calculated as follows:

$$\text{Intake (mg/kg-day)} = C * IRw * EF * ED/BW * AT \text{ or } ATnc * DY$$

$$\text{Risk} = \text{Intake} * \text{CSF or /RID}$$

Where:	INPUTS
C = contaminant concentration in water (mg/l)	Specific
IRw = daily water ingestion rate (L/Day)	2
EF = exposure frequency (days/yr)	350
ED = exposure duration (yr)	30
BW = body weight (kg)	70
ATc = averaging time for carcinogen (yr)	70
ATnc = averaging time for noncarcinogen (yr)	30
DY = days per year (day/year)	365
CSF = cancer slope factor (mg/kg-day) ⁻¹	Specific
RID = reference dose (mg/kg-day)	Specific

Note: Inputs are scenario and site specific

Contaminant(1)	Concentration Carcinogen (mg/l)	Ingestion Rate (L/day)	Exposure Frequency (day/year)	Exposure Duration (year)	Body Weight (kg)	Average Carc Time (years)	Days per year (day/yr)	Carc Dose (mg/kg-day)	Slope Factor (mg/kg-day) ⁻¹	Carcinogenic Risk	Percent Carcinogenic Risk
Bis(2-ethylhexyl)phthalate	0.005	2	350	30	70	70	365	5.87E-06	1.40E-02	8.22E-07	0.058
4,4'-DDD	0.0013	2	350	30	70	70	365	1.53E-06	2.40E-01	3.66E-06	0.260
4,4'-DDT	0.0002	2	350	30	70	70	365	2.35E-06	3.40E-01	7.98E-07	0.057
Arsenic	0.0796	2	350	30	70	70	365	9.37E-04	1.50E+00	1.41E-03	99.625
TOTAL										1.41E-03	100.00

Contaminant	Concentration Noncarcinogen (mg/l)	Ingestion Rate (L/day)	Exposure Frequency (day/year)	Exposure Duration (year)	Body Weight (kg)	Average Noncarc Time (years)	Days per year (day/yr)	Noncarc Dose (mg/kg-day)	Reference Dose (mg/kg-day)	Noncarcinogenic Risk	Percent Noncarcinogenic Risk
Bis(2-ethylhexyl)phthalate	0.0050	2	350	30	70	30	365	1.37E-04	2.00E-02	0.01	0.31
4,4'-DDT	0.0002	2	350	30	70	30	365	5.48E-06	5.00E-04	0.01	0.50
Aluminum	17.1	2	350	30	70	30	365	4.68E-01	1.00E+00	0.47	21.21
Arsenic	0.0184	2	350	30	70	30	365	5.05E-04	3.00E-04	1.68	76.20
Manganese	0.202	2	350	30	70	30	365	5.53E-03	1.40E-01	0.04	1.79
TOTAL										2.21	100.00

(1) Lead was not evaluated due to the lack of a published toxicity value

**EXAMPLE DERMAL CONTACT WITH GROUNDWATER CALCULATIONS
OPERABLE UNIT NO. 11 (SITE 80)
CONTRACT TASK ORDER 0274**

Purpose: Estimate intake/risk from dermal contact with groundwater

$$Intake (mg/kg\cdot day) = \frac{C \times SA \times PC \times ET \times EF \times ED \times CF}{BW \times AT}$$

Where:

C	=	Contaminant concentration in groundwater (mg/L)
SA	=	Exposed skin surface available for contact (cm ²)
PC	=	Permeability constant (cm/hr)
ET	=	Exposure time (hr/day)
EF	=	Exposure frequency (days/year)
ED	=	Exposure duration (years)
CF	=	Conversion factor (1 L/1,000 cm ³)
BW	=	Body weight (kg)
AT _c	=	Averaging time carcinogen (days)
AT _{nc}	=	Averaging time noncarcinogen (days)

Risks:

$$\begin{aligned} \text{Carcinogens} &= \text{Intake (mg/kg}\cdot\text{day)} \times \text{CSF (mg/kg}\cdot\text{day)}^{-1} \\ \text{Noncarcinogens} &= \text{Intake (mg/kg}\cdot\text{day)} / \text{RfD (mg/kg}\cdot\text{day)} \end{aligned}$$

Example Carcinogen: Bis(2-ethylhexyl)phthalate

$$\begin{aligned} Intake (mg/kg\cdot day) &= \frac{0.005 \text{ mg/L} \times 23,000 \text{ cm}^2 \times 1.50\text{E-}03 \text{ cm/hr} \times 0.25 \text{ hr/day} \times 350 \text{ days/yr} \times 30 \text{ yrs} \times 1 \text{ L/1,000 cm}^3}{70 \text{ kg} \times 25,550 \text{ days}} \\ &= 2.53\text{E-}07 \end{aligned}$$

$$Risk = 2.53\text{E-}07 \text{ mg/kg}\cdot\text{day} \times 1.40\text{E-}02 \text{ mg/kg}\cdot\text{day}^{-1} = 3.54\text{E-}09$$

Example Noncarcinogen: Bis(2-ethylhexyl)phthalate

$$\begin{aligned} Intake (mg/kg\cdot day) &= \frac{0.005 \text{ mg/L} \times 23,000 \text{ cm}^2/\text{hr} \times 1.50\text{E-}03 \text{ cm/hr} \times 0.25 \text{ hr/day} \times 350 \text{ days/yr} \times 30 \text{ yrs} \times 1 \text{ L/1,000 cm}^3}{70 \text{ kg} \times 10,950 \text{ days}} \\ &= 5.91\text{E-}07 \end{aligned}$$

$$Risk = \frac{5.91\text{E-}07 \text{ mg/kg}\cdot\text{day}}{2.00\text{E-}02 \text{ mg/kg}\cdot\text{day}} = 0.00003$$

GROUNDWATER DERMAL CONTACT EXPOSURE ASSESSMENT
 OPERABLE UNIT NO. 11 (SITE 80)
 REMEDIAL INVESTIGATION CTO-0274
 MCB CAMP LEJEUNE, NORTH CAROLINA
 FUTURE RESIDENTIAL CHILD

Dermal Contact from groundwater is calculated as follows:

$$\text{Intake (mg/kg-day)} = \text{CW} * \text{SA} * \text{PC} * \text{ET} * \text{EF} * \text{ED} * \text{CF} / \text{BW} * \text{ATc or ATnc} * \text{DY}$$

$$\text{Risk} = \text{Intake} * \text{CSF or RfD}$$

Where:	INPUTS
CW = contaminant concentration in water (mg/l)	Specific
SA = skin surface available for contact (cm ²)	10000
PC = contaminant specific dermal permeability (cm/hr)	Specific
ET = exposure time (hours/day)	0.25
EF = exposure frequency (days/yr)	350
ED = exposure duration (years)	6
CF = volumetric conversion factor for water (1 liter/1000 cm ³)	0.001
BW = body weight (kg)	15
ATc = averaging time for carcinogen (yr)	70
ATnc = averaging time for noncarcinogen (yr)	6
DY = days per year (days)	365

Note: Inputs are site and scenario specific

Contaminant(1)	Concentration Carcinogen (mg/l)	Surface Area (cm ²)	Dermal Permeability (cm/hr)	Exposure Time (hours/day)	Exposure Frequency (days/yr)	Exposure Duration (years)	Volumetric Conversion (L/m ³)	Body Weight (kg)	Averaging Carc Time (years)	Days per Year (days)	Carc Dose (mg/kg-day)	Slope Factor (mg/kg-day) ⁻¹	Carcinogenic Risk	Percent Carcinogenic Risk
Bis(2-ethylhexyl)phthalate	0.005	10000	1.50E-03	0.25	350	6	0.001	15	70	365	1.03E-07	1.40E-02	1.44E-09	0.04
4,4'-DDD	0.0013	10000	2.80E-01	0.25	350	6	0.001	15	70	365	4.99E-06	2.40E-01	1.20E-06	36.23
4,4'-DDT	0.0002	10000	4.30E-01	0.25	350	6	0.001	15	70	365	1.18E-06	3.40E-01	4.01E-07	12.13
Arsenic	0.0798	10000	1.00E-03	0.25	350	6	0.001	15	70	365	1.09E-06	1.50E+00	1.64E-06	49.64
Beryllium	0.0011	10000	1.00E-03	0.25	350	6	0.001	15	70	365	1.51E-08	4.30E+00	6.48E-08	1.96
TOTAL													3.30E-06	100.00

Contaminant	Concentration Noncarcinogen (mg/l)	Surface Area (cm ²)	Dermal Permeability (cm/hr)	Exposure Time (hours/day)	Exposure Frequency (days/yr)	Exposure Duration (years)	Volumetric Conversion (L/m ³)	Body Weight (kg)	Average Noncarc Time (years)	Days per Year (days)	Noncarc Dose (mg/kg-day)	Reference Dose (mg/kg-day)	Noncarc Risk	Percent Noncarcinogenic Risk
Bis(2-ethylhexyl)phthalate	0.005	10000	1.50E-03	0.25	350	6	0.001	15	6	365	1.20E-06	2.00E-02	0.00008	0.07
4,4'-DDT	0.0002	10000	4.30E-01	0.25	350	6	0.001	15	6	365	1.37E-05	5.00E-04	0.02749	34.15
Aluminum	43	10000	1.00E-03	0.25	350	6	0.001	15	6	365	6.87E-03	1.00E+00	0.00687	8.54
Arsenic	0.0798	10000	1.00E-03	0.25	350	6	0.001	15	6	365	1.28E-05	3.00E-04	0.04251	52.81
Beryllium	0.0011	10000	1.00E-03	0.25	350	6	0.001	15	6	365	1.78E-07	5.00E-03	0.00004	0.04
Chromium	0.085	10000	1.00E-03	0.25	350	6	0.001	15	6	365	1.04E-05	5.00E-03	0.00208	2.58
Vanadium	0.0449	10000	1.00E-03	0.25	350	6	0.001	15	6	365	7.18E-06	7.00E-03	0.00103	1.27
Manganese	0.369	10000	1.00E-03	0.25	350	6	0.001	15	6	365	5.90E-05	1.40E-01	0.00042	0.52
TOTAL													0.08049	100.00

(1) Lead was not evaluated due to the lack of a published toxicity value
 File Name: GWDC.WQ1

GROUNDWATER DERMAL CONTACT EXPOSURE ASSESSMENT
 OPERABLE UNIT NO. 11 (SITE 80)
 REMEDIAL INVESTIGATION CTO-0274
 MCB CAMP LEJEUNE, NORTH CAROLINA
 FUTURE RESIDENTIAL ADULT

Dermal Contact from groundwater is calculated as follows:

$$\text{Intake (mg/kg-day)} = \text{CW} * \text{SA} * \text{PC} * \text{ET} * \text{EF} * \text{ED} * \text{CF/BW} * \text{ATc or ATnc} * \text{DY}$$

$$\text{Risk} = \text{Intake} * \text{CSF or RfD}$$

Where:	INPUTS
CW = contaminant concentration in water (mg/l)	Specific
SA = skin surface available for contact (cm ²)	23000
PC = contaminant specific dermal permeability (cm/hr)	Specific
ET = exposure time (hours/day)	0.25
EF = exposure frequency (days/yr)	350
ED = exposure duration (years)	30
CF = volumetric conversion factor for water (1liter/1000 cm ³)	0.001
BW = body weight (kg)	70
ATc = averaging time for carcinogen (yr)	70
ATnc = averaging time for noncarcinogen (yr)	30
DY = days per year (days)	365

Note: Inputs are site and scenario specific

Contaminant(1)	Concentration Carcinogen (mg/l)	Surface Area (cm ²)	Dermal Permeability (cm/hr)	Exposure Time (hours/day)	Exposure Frequency (days/yr)	Exposure Duration (years)	Volumetric Conversion (L/m ³)	Body Weight (kg)	Averaging Carc Time (years)	Days per Year (days)	Carc Dose (mg/kg-day)	Slope Factor (mg/kg-day) ⁻¹	Carcinogenic Risk	Percent Carcinogenic Risk
Bis(2-ethylhexyl)phthalate	0.005	23000	1.50E-03	0.25	350	30	0.001	70	70	365	2.53E-07	1.40E-02	3.54E-09	0.04
4,4'-DDD	0.0013	23000	2.80E-01	0.25	350	30	0.001	70	70	365	1.23E-05	2.40E-01	2.95E-06	36.23
4,4'-DDT	0.0002	23000	4.30E-01	0.25	350	30	0.001	70	70	365	2.90E-06	3.40E-01	9.87E-07	12.13
Arsenic	0.0798	23000	1.00E-03	0.25	350	30	0.001	70	70	365	2.69E-06	1.50E+00	4.04E-06	49.64
Beryllium	0.0011	23000	1.00E-03	0.25	350	30	0.001	70	70	365	3.71E-08	4.30E+00	1.60E-07	1.96
TOTAL													8.14E-06	100.00

Contaminant	Concentration Noncarcinoge (mg/l)	Surface Area (cm ²)	Dermal Permeability (cm/hr)	Exposure Time (hours/day)	Exposure Frequency (days/yr)	Exposure Duration (years)	Volumetric Conversion (L/m ³)	Body Weight (kg)	Average Noncarc Time (years)	Days per Year (days)	Noncarc Dose (mg/kg-day)	Reference Dose (mg/kg-day)	Noncarc Risk	Percent Noncarcinogeni Risk
Bis(2-ethylhexyl)phthalate	0.005	23000	1.50E-03	0.25	350	30	0.001	70	30	365	5.91E-07	2.00E-02	0.00003	0.07
4,4'-DDT	0.0002	23000	4.30E-01	0.25	350	30	0.001	70	30	365	6.77E-06	5.00E-04	0.01355	34.15
Aluminum	43	23000	1.00E-03	0.25	350	30	0.001	70	30	365	3.39E-03	1.00E+00	0.00339	8.54
Arsenic	0.0798	23000	1.00E-03	0.25	350	30	0.001	70	30	365	6.29E-06	3.00E-04	0.02095	52.81
Beryllium	0.0011	23000	1.00E-03	0.25	350	30	0.001	70	30	365	8.66E-08	5.00E-03	0.00002	0.04
Chromium	0.065	23000	1.00E-03	0.25	350	30	0.001	70	30	365	5.12E-06	5.00E-03	0.00102	2.58
Vanadium	0.0449	23000	1.00E-03	0.25	350	30	0.001	70	30	365	3.54E-06	7.00E-03	0.00051	1.27
Manganese	0.369	23000	1.00E-03	0.25	350	30	0.001	70	30	365	2.91E-05	1.40E-01	0.00021	0.52
TOTAL													0.03957	100.00

(1) Lead was not evaluated due to the lack of a published toxicity value
 File Name: GWDC.WQ2

GROUNDWATER DERMAL CONTACT EXPOSURE ASSESSMENT (ROUND 2)
 OPERABLE UNIT NO. 11 (SITE 60)
 REMEDIAL INVESTIGATION CTO-0274
 MOB CAMP LEJEUNE, NORTH CAROLINA
 FUTURE RESIDENTIAL CHILD

Dermal Contact from groundwater is calculated as follows:

$$\text{Intake (mg/kg-day)} = \text{CW} * \text{SA} * \text{PC} * \text{ET} * \text{EF} * \text{ED} * \text{CF/BW} * \text{ATc or ATnc} * \text{DY}$$

$$\text{Risk} = \text{Intake} * \text{CSF or RfD}$$

Where:	INPUTS
CW = contaminant concentration in water (mg/l)	Specific
SA = skin surface available for contact (cm ²)	10000
PC = contaminant specific dermal permeability (cm/hr)	Specific
ET = exposure time (hours/day)	0.25
EF = exposure frequency (days/yr)	350
ED = exposure duration (years)	6
CF = volumetric conversion factor for water (1 liter/1000 cm ³)	0.001
BW = body weight (kg)	15
ATc = averaging time for carcinogen (yr)	70
ATnc = averaging time for noncarcinogen (yr)	6
DY = days per year (days)	365

Note: Inputs are site and scenario specific

Contaminant(1)	Concentration Carcinogen (mg/l)	Surface Area (cm ²)	Dermal Permeability (cm/hr)	Exposure Time (hours/day)	Exposure Frequency (days/yr)	Exposure Duration (years)	Volumetric Conversion (L/m ³)	Body Weight (kg)	Averaging Carc Time (years)	Days per Year (days)	Carc Dose (mg/kg-day)	Slope Factor (mg/kg-day) ⁻¹	Carcinogenic Risk	Percent Carcinogenic Risk
Bis(2-ethylhexyl)phthalate	0.005	10000	1.50E-03	0.25	350	6	0.001	15	70	365	1.03E-07	1.40E-02	1.44E-09	0.04
4,4'-DDD	0.0013	10000	2.80E-01	0.25	350	6	0.001	15	70	365	4.99E-06	2.40E-01	1.20E-06	38.95
4,4'-DDT	0.0002	10000	4.30E-01	0.25	350	6	0.001	15	70	365	1.18E-06	3.40E-01	4.01E-07	12.37
Arsenic	0.0798	10000	1.00E-03	0.25	350	6	0.001	15	70	365	1.09E-06	1.50E+00	1.64E-06	50.63
TOTAL													3.24E-06	100.00

Contaminant	Concentration Noncarcinogen (mg/l)	Surface Area (cm ²)	Dermal Permeability (cm/hr)	Exposure Time (hours/day)	Exposure Frequency (days/yr)	Exposure Duration (years)	Volumetric Conversion (L/m ³)	Body Weight (kg)	Average Noncarc Time (years)	Days per Year (days)	Noncarc Dose (mg/kg-day)	Reference Dose (mg/kg-day)	Noncarc Risk	Percent Noncarcinogenic Risk
Bis(2-ethylhexyl)phthalate	0.005	10000	1.50E-03	0.25	350	6	0.001	15	6	365	1.20E-06	2.00E-02	0.00006	0.15
4,4'-DDT	0.0002	10000	4.30E-01	0.25	350	6	0.001	15	6	365	1.37E-05	5.00E-04	0.02749	68.16
Aluminum	17.1	10000	1.00E-03	0.25	350	6	0.001	15	6	365	2.73E-03	1.00E+00	0.00273	6.78
Arsenic	0.01843	10000	1.00E-03	0.25	350	6	0.001	15	6	365	2.95E-06	3.00E-04	0.00982	24.34
Manganese	0.202	10000	1.00E-03	0.25	350	6	0.001	15	6	365	3.23E-05	1.40E-01	0.00023	0.57
TOTAL													0.04033	100.00

(1) Lead was not evaluated due to the lack of a published toxicity value

File Name: GWDCRD2.WQ1

GROUNDWATER DERMAL CONTACT EXPOSURE ASSESSMENT (ROUND 2)
 OPERABLE UNIT NO. 11 (SITE 80)
 REMEDIAL INVESTIGATION CTO-0274
 MCB CAMP LEJEUNE, NORTH CAROLINA
 FUTURE RESIDENTIAL ADULT

Dermal Contact from groundwater is calculated as follows:

$$\text{Intake (mg/kg-day)} = \text{CW} * \text{SA} * \text{PC} * \text{ET} * \text{EF} * \text{ED} * \text{CF}/\text{BW} * \text{ATc or ATnc} * \text{DY}$$

$$\text{Risk} = \text{Intake} * \text{CSF or RfD}$$

Where:	INPUTS
CW = contaminant concentration in water (mg/l)	Specific
SA = skin surface available for contact (cm ²)	23000
PC = contaminant specific dermal permeability (cm/hr)	Specific
ET = exposure time (hours/day)	0.25
EF = exposure frequency (days/yr)	350
ED = exposure duration (years)	30
CF = volumetric conversion factor for water (1 liter/1000 cm ³)	0.001
BW = body weight (kg)	70
ATc = averaging time for carcinogen (yr)	70
ATnc = averaging time for noncarcinogen (yr)	30
DY = days per year (days)	365

Note: Inputs are site and scenario specific

Contaminant(1)	Concentration Carcinogen (mg/l)	Surface Area (cm ²)	Dermal Permeability (cm/hr)	Exposure Time (hours/day)	Exposure Frequency (days/yr)	Exposure Duration (years)	Volumetric Conversion (L/m ³)	Body Weight (kg)	Averaging Carc Time (years)	Days per Year (days)	Carc Dose (mg/kg-day)	Slope Factor (mg/kg-day) ⁻¹	Carcinogenic Risk	Percent Carcinogenic Risk
Bis(2-ethylhexyl)phthalate	0.005	23000	1.50E-03	0.25	350	30	0.001	70	70	365	2.53E-07	1.40E-C2	3.54E-09	0.04
4,4'-DDD	0.0013	23000	2.80E-01	0.25	350	30	0.001	70	70	365	1.23E-05	2.40E-C1	2.95E-06	36.95
4,4'-DDT	0.0002	23000	4.30E-01	0.25	350	30	0.001	70	70	365	2.90E-06	3.40E-C1	9.87E-07	12.37
Arsenic	0.0798	23000	1.00E-03	0.25	350	30	0.001	70	70	365	2.69E-06	1.50E+00	4.04E-06	50.63
TOTAL													7.98E-06	100.00

Contaminant	Concentration Noncarcinogen (mg/l)	Surface Area (cm ²)	Dermal Permeability (cm/hr)	Exposure Time (hours/day)	Exposure Frequency (days/yr)	Exposure Duration (years)	Volumetric Conversion (L/m ³)	Body Weight (kg)	Average Noncarc Time (years)	Days per Year (days)	Noncarc Dose (mg/kg-day)	Reference Dose (mg/kg-day)	Noncarc Risk	Percent Noncarcinogenic Risk
Bis(2-ethylhexyl)phthalate	0.005	23000	1.50E-C3	0.25	350	30	0.001	70	30	365	5.91E-07	2.00E-02	0.00003	0.15
4,4'-DDT	0.0002	23000	4.30E-01	0.25	350	30	0.001	70	30	365	6.77E-06	5.00E-04	0.01355	68.16
Aluminum	17.1	23000	1.00E-C3	0.25	350	30	0.001	70	30	365	1.35E-03	1.00E+00	0.00135	6.78
Arsenic	0.0798	23000	1.00E-C3	0.25	350	30	0.001	70	30	365	1.45E-06	3.00E-04	0.00484	24.34
Manganese	0.202	23000	1.00E-C3	0.25	350	30	0.001	70	30	365	1.59E-C5	1.40E-01	0.00011	0.57
TOTAL													0.01988	100.00

(1) Lead was not evaluated due to the lack of a published toxicity value

File Name: GWDCRD2.WQ2

APPENDIX N
FIELD DATA SHEETS

**ECOLOGICAL EVALUATION
FIELD DATA SHEET - TERRESTRIAL**

Project Name: Habitat Evaluation

Location: MCB Camp Lejeune,

Date: 12/6/94

Sampling Location: Golf Course Maintenance Area

Data Collected By: ZSS, CDC

Habitat Type: Deciduous Forest

Vegetation: _____

Trees:

Dominant Species:

- | | |
|-------------------------|-----------|
| 1. _____ | 6. _____ |
| 2. <u>none dominant</u> | 7. _____ |
| 3. _____ | 8. _____ |
| 4. _____ | 9. _____ |
| 5. _____ | 10. _____ |

Secondary Species:

- | | |
|---|--|
| 1. <u>Water Oak - ^{Quercus} nigra</u> | 6. <u>Swamp Chestnut Oak - ^{Q.} michauxii</u> |
| 2. <u>Southern Red Oak - ^Q falcata</u> | 7. _____ |
| 3. <u>Loblolly - ^{Pinus} taeda</u> | 8. _____ |
| 4. <u>Sweetgum - ^{Liquidambar} styraciflua</u> | 9. _____ |
| 5. <u>Redbay - ^{Persea} barbiana
 barbania</u> | 10. _____ |

Saplings/Shrubs:

Dominant Species:

- | | |
|--------------------------------|-----------|
| 1. <u>scrub</u> | 6. _____ |
| 2. <u>sweet bay - Magnolia</u> | 7. _____ |
| 3. _____ <u>virginiana</u> | 8. _____ |
| 4. <u>dom. in some areas</u> | 9. _____ |
| 5. _____ | 10. _____ |

Secondary Species:

- | | |
|---|-----------|
| 1. <u>Sp Dogwood - ^{Cornus} Florida</u> | 6. _____ |
| 2. <u>Holly - ^{Ilex} opaca</u> | 7. _____ |
| 3. <u>Sweet Myrtle - ^{Myrica} cetera</u> | 8. _____ |
| 4. _____ | 9. _____ |
| 5. _____ | 10. _____ |

Woody Vines:

Dominant Species:

- | | |
|-----------------------------------|-----------|
| 1. _____ | 6. _____ |
| 2. <u>Japanese honeysuckle -</u> | 7. _____ |
| 3. _____ <u>Lonicera japonica</u> | 8. _____ |
| 4. _____ | 9. _____ |
| 5. _____ | 10. _____ |

Secondary Species:

- | | |
|----------|-----------|
| 1. _____ | 6. _____ |
| 2. _____ | 7. _____ |
| 3. _____ | 8. _____ |
| 4. _____ | 9. _____ |
| 5. _____ | 10. _____ |

10. _____

Mammals: _____

Time: _____

Weather Conditions:

<u>Species</u>	<u>Observed</u>	<u>Sign</u>	<u>Adult/Juvenile</u>	<u>Sex</u>
1.	Raccoon-	Procyon lotor		
2.	White-tailed Deer-	Odocoileus virginianus		
3.				
4.				
5.				
6.				
7.				
8.				
9.				
10.				

Reptiles and Amphibians: _____

Time: _____

Weather Conditions:

<u>Species</u>	<u>Observed</u>	<u>Sign</u>	<u>Adult/Juvenile</u>	<u>Sex</u>
1.				
2.				
3.				
4.		none observed		
5.				
6.				

7. _____

8. _____

9. _____

10. _____

Miscellaneous Notes:

**ECOLOGICAL EVALUATION
FIELD DATA SHEET - TERRESTRIAL**

Project Name: Habitat Evaluation

Location: MCB Camp Lejeune, Jacksonville, NC

Date: 12/6/94

Sampling Location: Golf Course Maintenance Area

Data Collected By: ZSS, CDC

Habitat Type: Mixed Forest

Vegetation: _____

Trees:

Dominant Species:

- | | |
|-------------------------|-----------|
| 1. _____ | 6. _____ |
| 2. <u>none dominant</u> | 7. _____ |
| 3. _____ | 8. _____ |
| 4. _____ | 9. _____ |
| 5. _____ | 10. _____ |

Secondary Species:

- | | |
|---|-----------|
| 1. <u>Loblolly pine - ^{Pinus} taeda</u> | 6. _____ |
| 2. <u>Sweetgum - ^{Liquidambar} styraciflua</u> | 7. _____ |
| 3. <u>Southern Red Oak - ^{Quercus} falcata</u> | 8. _____ |
| 4. <u>Water oak - ^{Quercus} nigra</u> | 9. _____ |
| 5. _____ | 10. _____ |

Saplings/Shrubs:

Dominant Species:

- | | |
|----------|-----------|
| 1. _____ | 6. _____ |
| 2. _____ | 7. _____ |
| 3. _____ | 8. _____ |
| 4. _____ | 9. _____ |
| 5. _____ | 10. _____ |

Secondary Species:

- | | |
|---|-----------|
| 1. <u>Sweet Myrtle - ^{Myrica} ceratona</u> | 6. _____ |
| 2. _____ | 7. _____ |
| 3. _____ | 8. _____ |
| 4. _____ | 9. _____ |
| 5. _____ | 10. _____ |

Woody Vines:

Dominant Species:

- | | |
|----------------|-----------|
| 1. _____ | 6. _____ |
| 2. _____ | 7. _____ |
| 3. <u>none</u> | 8. _____ |
| 4. _____ | 9. _____ |
| 5. _____ | 10. _____ |

Secondary Species:

- | | |
|----------------|-----------|
| 1. _____ | 6. _____ |
| 2. _____ | 7. _____ |
| 3. <u>none</u> | 8. _____ |
| 4. _____ | 9. _____ |
| 5. _____ | 10. _____ |

Herbs:

Dominant Species:

- | | |
|----------------|-----------|
| 1. _____ | 6. _____ |
| 2. _____ | 7. _____ |
| 3. <i>none</i> | 8. _____ |
| 4. _____ | 9. _____ |
| 5. _____ | 10. _____ |

Secondary Species:

- | | |
|----------------|-----------|
| 1. _____ | 6. _____ |
| 2. _____ | 7. _____ |
| 3. <i>none</i> | 8. _____ |
| 4. _____ | 9. _____ |
| 5. _____ | 10. _____ |

Birds: _____

Time: _____

Weather Conditions:

<u>Species</u>	<u>Sex</u>	<u>Feeding</u>	<u>Nesting</u>	<u>Approx. No.</u>
1.	_____	_____	_____	_____
2.	_____	_____	_____	_____
3.	_____	_____	_____	_____
4.	_____	_____	_____	_____
5.	_____	_____	_____	_____
6.	_____	_____	_____	_____
7.	_____	_____	_____	_____
8.	_____	_____	_____	_____
9.	_____	_____	_____	_____

listed w. deciduous forest

10. _____

Mammals: _____

Time: _____

Weather Conditions:

<u>Species</u>	<u>Observed</u>	<u>Sign</u>	<u>Adult/Juvenile</u>	<u>Sex</u>
1.				
2.				
3.				
4.				
5.				
6.	<i>listed with deciduous forest</i>			
7.				
8.				
9.				
10.				

Reptiles and Amphibians: _____

Time: _____

Weather Conditions:

<u>Species</u>	<u>Observed</u>	<u>Sign</u>	<u>Adult/Juvenile</u>	<u>Sex</u>
1.				
2.				
3.				
4.	<i>listed with deciduous forest</i>			
5.				
6.				

7. _____
8. _____
9. _____
10. _____

Miscellaneous Notes:

This forest is almost parklike in spots -
grades & mixed with limestone areas

ECOLOGICAL EVALUATION
FIELD DATA SHEET - TERRESTRIAL

Project Name: Habitat Evaluation

Location: MCB Camp Lejeune

Date: 12/6/94

Sampling Location: Golf Course Maintenance Area

Data Collected By: ZSS, CDC

Habitat Type: Open Area

Vegetation: _____

Trees:

Dominant Species:

- | | |
|----------------|-----------|
| 1. _____ | 6. _____ |
| 2. _____ | 7. _____ |
| 3. <u>none</u> | 8. _____ |
| 4. _____ | 9. _____ |
| 5. _____ | 10. _____ |

Secondary Species:

- | | |
|----------------|-----------|
| 1. _____ | 6. _____ |
| 2. _____ | 7. _____ |
| 3. <u>none</u> | 8. _____ |
| 4. _____ | 9. _____ |
| 5. _____ | 10. _____ |

Saplings/Shrubs:

Dominant Species:

- | | |
|----------------------|-----------|
| 1. _____ | 6. _____ |
| 2. _____ | 7. _____ |
| 3. <i>none</i> _____ | 8. _____ |
| 4. _____ | 9. _____ |
| 5. _____ | 10. _____ |

Secondary Species:

- | | |
|----------------------|-----------|
| 1. _____ | 6. _____ |
| 2. _____ | 7. _____ |
| 3. <i>none</i> _____ | 8. _____ |
| 4. _____ | 9. _____ |
| 5. _____ | 10. _____ |

Woody Vines:

Dominant Species:

- | | |
|----------------------|-----------|
| 1. _____ | 6. _____ |
| 2. _____ | 7. _____ |
| 3. <i>none</i> _____ | 8. _____ |
| 4. _____ | 9. _____ |
| 5. _____ | 10. _____ |

Secondary Species:

- | | |
|----------------------|-----------|
| 1. _____ | 6. _____ |
| 2. _____ | 7. _____ |
| 3. <i>none</i> _____ | 8. _____ |
| 4. _____ | 9. _____ |
| 5. _____ | 10. _____ |

Herbs:

Dominant Species:

- | | |
|--------------------------------|-----------|
| 1. _____ | 6. _____ |
| 2. <u>grass - lawn</u> | 7. _____ |
| 3. <u>grasses - kept mowed</u> | 8. _____ |
| 4. _____ | 9. _____ |
| 5. <u>unidentified mint</u> | 10. _____ |
- dominant in some areas

Secondary Species:

- | | |
|--|--|
| 1. <u>narrow-leaved plantain</u>
<i>Plantago lanceolata</i> | 6. <u>cranesbill - Geranium sp.</u>
<i>Ranunculus</i> |
| 2. <u>curly dock - Rumex crispus</u> | 7. <u>buttercup - Ranunculus acris</u> |
| 3. <u>wild onion - Allium vineale</u> | 8. <u>wood sorrel - Oxalis acetosella</u> |
| 4. <u>chickweed - Stellaria media</u> | 9. <u>barren strawberry - Duchesnea</u> |
| 5. <u>dandelion - Taraxacum officinale</u> | 10. <u>heabone - Crigum sp.</u> |
- hydrocotyl - *Hydrocotyl americana* - in damp areas

Birds: _____

Time: _____

Weather Conditions:

<u>Species</u>	<u>Sex</u>	<u>Feeding</u>	<u>Nesting</u>	<u>Approx. No.</u>
1. _____	_____	_____	_____	_____
2. _____	_____	_____	_____	_____
3. _____	_____	_____	_____	_____
4. _____	_____	_____	_____	_____
5. _____	_____	_____	_____	_____
6. _____	_____	_____	_____	_____
7. _____	_____	_____	_____	_____
8. _____	_____	_____	_____	_____
9. _____	_____	_____	_____	_____

listed w. deciduous forest

10. _____

Mammals: _____

Time: _____

Weather Conditions:

<u>Species</u>	<u>Observed</u>	<u>Sign</u>	<u>Adult/Juvenile</u>	<u>Sex</u>
----------------	-----------------	-------------	-----------------------	------------

1. _____

2. _____

3. _____

4. _____

5. _____ *listed w. deciduous forest*

6. _____

7. _____

8. _____

9. _____

10. _____

Reptiles and Amphibians: _____

Time: _____

Weather Conditions:

<u>Species</u>	<u>Observed</u>	<u>Sign</u>	<u>Adult/Juvenile</u>	<u>Sex</u>
----------------	-----------------	-------------	-----------------------	------------

1. _____

2. _____

3. _____ *listed w. deciduous forest*

4. _____

5. _____

6. _____

- 7. _____
- 8. _____
- 9. _____
- 10. _____

Miscellaneous Notes:

ECOLOGICAL EVALUATION
FIELD DATA SHEET - TERRESTRIAL

Project Name: Habitat Evaluation

Location: MCB Camp Lejeune, Jacksonville, NC

Date: 12/6/94

Sampling Location: Golf Course ~~Site~~ Maintenance Area

Data Collected By: JSS CDC

Habitat Type: Ecotone between mixed Forest & Open Areas

Vegetation: _____

Trees:

Dominant Species:

- | | |
|----------|-----------|
| 1. _____ | 6. _____ |
| 2. _____ | 7. _____ |
| 3. _____ | 8. _____ |
| 4. _____ | 9. _____ |
| 5. _____ | 10. _____ |

Secondary Species:

- | | |
|---|-----------|
| 1. <u>Sycamore - ^{Platanus} occidentalis</u> | 6. _____ |
| 2. _____ | 7. _____ |
| 3. _____ | 8. _____ |
| 4. _____ | 9. _____ |
| 5. _____ | 10. _____ |

Saplings/Shrubs:

Dominant Species:

- | | |
|----------|-----------|
| 1. _____ | 6. _____ |
| 2. _____ | 7. _____ |
| 3. _____ | 8. _____ |
| 4. _____ | 9. _____ |
| 5. _____ | 10. _____ |

Secondary Species:

- | | |
|--|-----------|
| 1. <u>Smooth Sumac</u> - | 6. _____ |
| 2. <u>Juniper</u> - ^{Juniperus} <u>Virginiana</u> | 7. _____ |
| 3. <u>Club</u> - ^{Heracles} <u>Aralia spinosa</u> | 8. _____ |
| 4. _____ | 9. _____ |
| 5. _____ | 10. _____ |

Woody Vines: as class of veg. - dominant in some areas of ecotone - species well mixed

Dominant Species:

- | | |
|-------------------------|-----------|
| 1. _____ | 6. _____ |
| 2. _____ | 7. _____ |
| 3. <u>none dominant</u> | 8. _____ |
| 4. _____ | 9. _____ |
| 5. _____ | 10. _____ |

Secondary Species:

- | | |
|---|-----------|
| 1. <u>Trumpet creeper</u> - ^{Campsis} <u>radicans</u> | 6. _____ |
| 2. <u>Japanese honeysuckle</u> - ^{Lonicera} <u> japonica</u> | 7. _____ |
| 3. <u>Jasmine</u> - ^{Olderianum} <u> integrifolium</u> | 8. _____ |
| 4. <u>Greenbrier</u> - <u> smilax</u> ^{complanata} | 9. _____ |
| 5. <u>Bullbrier</u> - <u> similar</u> ^{goma-raya} | 10. _____ |

Herbs:

Dominant Species:

- | | |
|-------------------------|-----------|
| 1. _____ | 6. _____ |
| 2. _____ | 7. _____ |
| 3. <u>none dominant</u> | 8. _____ |
| 4. _____ | 9. _____ |
| 5. _____ | 10. _____ |

Secondary Species:

- | | |
|--|-----------|
| 1. <u>Dog fennel - ^{Eupatorium} capillifolium</u> | 6. _____ |
| 2. <u>Goldenrod - Solidago sp.</u> | 7. _____ |
| 3. <u>White clover - Trifolium sp.</u> | 8. _____ |
| 4. <u>Nyssop-leaved Skullcap</u> | 9. _____ |
| 5. <u>Scutellaria integrifolia</u> | 10. _____ |

Birds: _____

Time: _____

Weather Conditions:

<u>Species</u>	<u>Sex</u>	<u>Feeding</u>	<u>Nesting</u>	<u>Approx. No.</u>
1.	_____	_____	_____	_____
2.	_____	_____	_____	_____
3.	_____	_____	_____	_____
4.	<u>listed with deciduous forest</u>			
5.	_____	_____	_____	_____
6.	_____	_____	_____	_____
7.	_____	_____	_____	_____
8.	_____	_____	_____	_____
9.	_____	_____	_____	_____

10. _____

Mammals: _____

Time: _____

Weather Conditions:

<u>Species</u>	<u>Observed</u>	<u>Sign</u>	<u>Adult/Juvenile</u>	<u>Sex</u>
1.				
2.				
3.				
4.				
5.				
6.				
7.				
8.				
9.				
10.				

listed with deciduous forest

Reptiles and Amphibians: _____

Time: _____

Weather Conditions:

<u>Species</u>	<u>Observed</u>	<u>Sign</u>	<u>Adult/Juvenile</u>	<u>Sex</u>
1.				
2.				
3.				
4.				
5.				
6.				

listed with deciduous forest

- 7. _____
- 8. _____
- 9. _____
- 10. _____

Miscellaneous Notes:

APPENDIX O
ENDANGERED SPECIES SURVEY

Critical species list - Camp Lejeune endangered species and
special-interest communities survey

Principal Investigator: Richard LeBlond, 326-1440

List current as of 9-30-91.

Replaces list of 6-30-91.

"?" = Species names followed by a "?" are less than confidently identified. They are nonetheless caught in this biological safety net, the mesh size of which errs on the side of diversity. Until identification is confirmed (most of these are represented by a specimen), these site records should be regarded as tentative.

Species sites are listed chronologically under the species name; with the 1990 month and day of discovery listed first, followed by the site's sector site number, community type and UTM grid number. Sites documented prior to the start of the current survey are indicated by the parenthetical date of discovery following the site name (see Rhexia aristosa at FD-1). Prior sites not yet relocated during the current survey are indicated by "---" in the date column (see Rhynchospora tracyi at FD-1).

Status codes. Federal status is listed first, and separated from the state status by a comma; e.g., Rhexia aristosa FC2,T (Federal Candidate level 2, state Threatened). Species with state status only are indicated by a single code without comma; e.g., Rhynchospora tracyi SR (Significantly Rare).

FE = Federal Endangered

FT = Federal Threatened

FC1 = Federal Candidate level 1. At risk. Listing warranted but precluded by higher priorities.

FC2 = Federal Candidate level 2. Vulnerable. Listing warranted but precluded by higher priorities.

F3C = Federal Candidate level 3C. More abundant and/or less threatened than previously known.

E = State Endangered

T = State Threatened

SC = State Special Concern

C = State Candidate

SR = State Significantly Rare

W = State Watch List (W1)

W3 = " " " , undocumented state occurrence prior to Lejeune site.

proposed = proposed for listing as State Candidate, Significantly Rare or Watch List based on current evidence

(FB-3 cont.)			
	<i>Xyris difformis</i> var. <i>curtissii</i>	W	
	<i>Xyris elliottii</i>	SR	
FB-4	Wet Pine Flatwoods		939426
	<i>Lysimachia loomisii</i>	W	
	<i>Rhynchospora harveyi</i>	W	
	<i>Rhynchospora pusilla</i>	W	
	<i>Scleria minor</i>	SR	
FC-2	Flatwood/Swamp Ecotone		922413
	<i>Anthaenantia rufa</i>	W	
	<i>Helianthus heterophyllus</i>	W	
	<i>Lysimachia loomisii</i>	W	
	<i>Oxypolis ternata</i>	FC2,T	
FC-3	Depression Meadow		918318
	<i>Aristida palustris</i>	SR	
	<i>Bartonia verna</i>	W	
	<i>Burmannia biflora</i>	W	
	<i>Dichantherium erectifolium</i>	SR	
	<i>Litsea aestivalis</i>	FC2,C	
	<i>Muhlenbergia torreyana</i>	F3C,E	
	<i>Paspalum praecox</i>	W	
	<i>Rhexia aristosa</i>	FC2,T	
	<i>Rhynchospora cephalantha</i> f. <i>antrorsa</i>	unusual/rare	
	<i>Rhynchospora tracyi</i>	SR	
FC-4	Pocosin Ecotone		919376
	<i>Andropogon capillipes</i>	W	
	<i>Gentiana autumnalis</i>	W	
FD-1	Cypress Savanna		904377
	<i>Agalinis linifolia</i>	SR	
	<i>Anthaenantia rufa</i>	W	
	<i>Aristida palustris</i>	SR	
	<i>Bartonia verna</i>	W	
	<i>Burmannia biflora</i>	W	
	<i>Carex verrucosa</i>	SR	
	<i>Coelorachis rugosa</i>	W	
	<i>Dichantherium</i> sp. 1 = <i>Panicum hirstii</i>	FC2,C	
	<i>Dichantherium erectifolium</i>	SR	
	<i>Lobelia boykinii</i>	FC2,C	
	<i>Lysimachia loomisii</i>	W	
	<i>Muhlenbergia torreyana</i>	F3C,E	
	<i>Panicum tenerum</i>	SR	
	<i>Paspalum praecox</i>	W	
	<i>Rhexia aristosa</i>	FC2,T	
	<i>Rhynchospora cephalantha</i> f. <i>antrorsa</i>	unusual/rare	
	<i>Rhynchospora harperi</i>	C	
	<i>Rhynchospora tracyi</i> (1984)	SR	
	<i>Rhynchospora wrightiana</i>	W	
	<i>Scleria georgiana</i>	C	
	<i>Sporobolus laciniata</i>	C	

GA-4	Savanna		899349
	<i>Asclepias pedicellata</i>	C	
	<i>Dichanthelium erectifolium</i>	SR	
	<i>Dionaea muscipula</i>	FC2, C-SC	
	<i>Lysimachia loomisii</i>	W	
	<i>Oxypolis ternata</i>	FC2, C	
	<i>Pleea tenuifolia</i>	W	
	<i>Polygala brevifolia</i>	W	
	<i>Polygala hookeri</i>	C	
	<i>Rhynchospora pallida</i>	SR	
	<i>Sarracenia rubra</i> ssp. <i>rubra</i>	W	
	<i>Solidago pulchra</i>	FC2, C	
	<i>Tofieldia glabra</i>	FC2, C	
	<i>Xyris baldwiniana</i>	W	
GA-5	Depression Meadow		901361
	<i>Agalinis linifolia</i>	SR	
	<i>Anthaenaria rufa</i>	W	
	<i>Aristida palustris</i>	SR	
	<i>Burmannia biflora</i>	W	
	<i>Carex verrucosa</i>	SR	
	<i>Dichanthelium erectifolium</i>	SR	
	<i>Eleocharis equisetoides</i>	SR	
	<i>Panicum tenerum</i>	SR	
	<i>Paspalum praecox</i>	W	
	<i>Rhexia aristosa</i>	FC2, T	
	<i>Rhynchospora inundata</i>	W	
	<i>Rhynchospora tracyi</i>	SR	
	<i>Xyris smalliana</i>	W	
GB-1	Wet Pine Flatwoods/Small Stream Pocosin		908376
	<i>Rhynchospora elliottii</i>	W	
GB-2	Road Meadow		907376
	<i>Agalinis virgata</i>	C	
GB-3	Road Meadow		929368
	<i>Calopogon barbatus</i>	W	
	<i>Dionaea muscipula</i>	FC2, C-SC	
	<i>Solidago pulchra</i>	FC2, C	
GB-4	Road Meadow		931365
	<i>Dionaea muscipula</i>	FC2, C-SC	
	<i>Rhynchospora pallida</i>	SR	
	<i>Solidago pulchra</i>	FC2, C	
GB-5	Wet Pine Flatwoods		932364
	<i>Dionaea muscipula</i>	FC2, C-SC	
	<i>Solidago pulchra</i>	FC2, C	
	<i>Tofieldia glabra</i>	FC2, C	

GC-6.	Depression Meadow		942358
	Agalinis linifolia	SR	
	Aristida palustris	SR	
	Burmanna biflora	W	
	Coelorachis rugosa	W	
	Dichanthelium erectifolium	SR	
	Litsea aestivalis	FC2, C	
	Panicum tenerum	SR	
	Paspalum praecox	W	
	Rhexia aristosa	FC2, T	
	Rhynchospora wrightiana	W	
	Scleria georgiana	C	
GC-7	Depression Meadow		942359
	Aristida palustris	SR	
	Litsea aestivalis	FC2, C	
	Panicum tenerum	SR	
	Rhexia aristosa	FC2, T	
	Rhexia cubensis	SR	
	Sarracenia rubra ssp. rubra	W	
GC-8	Small Depression Pond		947356
	Rhexia aristosa	FC2, T	
	Rhexia aristosa X cubensis	undescribed taxon	
	Rhexia cubensis	SR	
GC-9	Depression Meadow		949356
	Aristida palustris	SR	
	Coelorachis rugosa	W	
	Rhexia aristosa	FC2, T	
GC-10	Depression Meadow		948356
	Agalinis linifolia	SR	
	Aristida palustris	SR	
	Coelorachis rugosa	W	
	Eleocharis tricostata	W	
	Panicum tenerum	SR	
	Paspalum praecox	W	
	Rhexia aristosa	FC2, T	
	Rhynchospora tracyi	SR	
	Scleria georgiana	C	
GC-11	Flatwoods Road Meadow		949364
	Andropogon capillipes	W	
GC-12	Streamhead Pocosin		944348
	Amphicarpum purshii	SR	
	Dionaea muscipula	FC2, C-SC	
	Peltandra sagittifolia	SR	
	Rhynchospora pallida	SR	
	Solidago pulchra	FC2, C	
	Tofieldia glabra	FC2, C	

GE-3	Road Depression Meadow Amphicarpum purshii Calamovilfa brevipilis Dionaea muscipula Pleea tenuifolia	SR F3C, E FC2, C-SC W	907330
GE-4	Small Depression Pond Rhexia aristosa Rhynchospora inundata	FC2, T W	907328
GF-1	Wet Pine Flatwoods Agaliniis fasciculata Agaliniis virgata Calopogon barbatus Gentiana autumnalis Tofieldia glabra	W C W W FC2, C	949331
GF-1	Road Meadow Andropogon capillipes	W	949331
GF-3	Depression Meadow Rhexia aristosa	FC2, T	906327
GF-5	Road Meadow Agaliniis linifolia Ludwigia microcarpa Rhexia aristosa Xyris baldwiniana	SR W FC2, T W	944326
GG-1	Depression Meadow Dichanthelium erectifolium Eleocharis equisetoides Panicum tenerum Rhexia aristosa Rhexia cubensis Rhynchospora inundata Rhynchospora tracyi Rhynchospora wrightiana	SR SR SR FC2, T SR W SR W	934317
GG-2	Road Meadow Eleocharis tricostata Ludwigia microcarpa	W W	943325
GH-1	Coastal Fringe Sandhill Cladina evansii	W	?
GI-1	Coastal Fringe Sandhill Cladina evansii	W	?

SECTOR H

HB-1	Flatwoods/Pocosin Ecotone		876311
	Carex elliotii	W	
	Dionaea muscipula	FC2,C-SC	
	Polygala brevifolia	W	
HB-2	Flatwoods/Pocosin Ecotone		875317
	Amphicarpum purshii	SR	
	Lysimachia asperulifolia (P. Robinson)	FE,E	
	Polygala brevifolia	W	
	Solidago pulchra	FC2,C	
HB-3	Small Depression Pond		878328
	Agalinis linifolia	SR	
	Aristida palustris	SR	
	Burmannia biflora	W	
	Dichanthelium erectifolium	SR	
	Dionaea muscipula	FC2,C-SC	
	Ludwigia linifolia	SR	
	Oxypolis ternata	FC2,C	
	Paspalum praecox	W	
	Rhexia aristosa	FC2,T	
	Rhynchospora harperi	C	
	Solidago pulchra	FC2,C	
HB-5	Wet Pine Flatwoods, Pocosin		870320
	Asclepias pedicellata	C	
	Calopogon barbatus	W	
	Solidago pulchra	FC2,C	
	Sporopolus species 1	FC2,T	
HD-1	Small Depression Pond/Black Gum Swamp		878337
	Dichanthelium erectifolium	SR	
	Rhexia aristosa	FC2,T	
HD-2	Depression Meadow/Small Depression Pond		876339
	Aristida palustris	SR	
	Burmannia biflora	W	
	Rhexia aristosa	FC2,T	
HD-3	Depression Meadow/Small Depression Pond		871341
	Aristida palustris	SR	
	Burmannia biflora	W	
	Dichanthelium erectifolium	SR	
	Eleocharis equisetoides	SR	
	Eleocharis robbinsii	C	
	Myriophyllum laxum	FC2,T	
	Panicum tenerum	SR	
	Rhexia aristosa	FC2,T	
	Rhynchospora harperi	C	
	Rhynchospora inundata	W	
	Rhynchospora nitens	W	
	Rhynchospora pleiantha	SR	
	Rhynchospora tracyi	SR	
	Scleria georgiana	C	

HE-7.	Road Meadow		880330
	Agaliniis fasciculata	W	
	Rhexia aristosa	FC2, T	
	Rhynchospora pusilla	W	
	Rhynchospora nitens	W	
HE-8	Pocosin Ecotone		883329
	Dionaea muscipula	FC2, C-SC	
HE-8	Road Depression Meadow		882328
	Paspalum praecox	W	
HF-1	Small Depression Pond/Depression Meadow		900316
	Agaliniis linifolia	SR	
	Aristida palustris	SR	
	Coelorachis rugosa	W	
	Dichanthelium erectifolium	SR	
	Eleocharis tricostata	W	
	Ludwigia linifolia	SR	
	Panicum tenerum	SR	
	Paspalum praecox	W	
	Rhexia aristosa	FC2, T	
	Rhynchospora tracyi	SR	
	Rhynchospora wrightiana	W	
	Scleria georgiana	C	
	Spiranthes laciniata	C	
	Xyris smalliana	W	
HF-2	Road Meadow		899316
	Aristida palustris	SR	
	Dichanthelium erectifolium	SR	
	Eleocharis equisetoides	SR	
	Rhexia aristosa	FC2, T	
	Rhynchospora inundata	W	
	Rhynchospora nitens	W	
	Rhynchospora pallida	SR	
	Rhynchospora wrightiana	W	
	Sagittaria graminea var. chapmanii	C	
HF-3	Small Depression Pond		898318
	Aristida palustris	SR	
	Dichanthelium erectifolium	SR	
	Eleocharis equisetoides	SR	
	Paspalum praecox	W	
	Rhexia aristosa	FC2, T	
	Sagittaria graminea var. chapmanii	C	
HF-3	Road Meadow		898318
	Amphicarpum purshii	SR	
HF-4	Road Meadow		898319
	Agaliniis linifolia	SR	
	Rhexia aristosa	FC2, T	
	Rhexia cubensis	SR	

HF-13	Small Depression Pond		895309
	<i>Carex verrucosa</i>	SR	
	<i>Panicum tenerum</i>	SR	
	<i>Rhexia aristosa</i>	FC2, T	
	<i>Rhynchospora inundata</i>	W	
	<i>Rhynchospora tracyi</i>	SR	
HF-14	Pocosin Ecotone		894312
	<i>Amphicarpum purshii</i>	SR	
	<i>Rhexia aristosa</i>	FC2, T	
HF-15	Small Depression Pond		894310
	<i>Eleocharis equisetoides</i>	SR	
	<i>Litsea aestivalis</i>	FC2, C	
	<i>Scirpus etuberculatus</i>	SR	
HF-15	Pond/Flatwoods Ecotone		894310
	<i>Asclepias pedicellata</i>	C	
HF-16	Small Depression Pond		892308
	<i>Eleocharis robbinsii?</i> (too deep to wade)	C	
	<i>Panicum tenerum</i>	SR	
	<i>Rhexia aristosa</i>	FC2, T	
	<i>Rhexia cubensis</i>	SR	
	<i>Rhynchospora inundata</i>	W	
	<i>Rhynchospora scirpoides</i>	C	
HF-17	Small Depression Pond		891306
	<i>Aristida palustris</i>	SR	
	<i>Burmannia biflora</i>	W	
	<i>Dichanthelium erectifolium</i>	SR	
	<i>Eleocharis equisetoides</i>	SR	
	<i>Eleocharis robbinsii</i>	C	
	<i>Panicum tenerum</i>	SR	
	<i>Rhexia aristosa</i>	FC2, T	
	<i>Rhynchospora scirpoides</i>	C	
	<i>Rhynchospora tracyi</i>	SR	
	<i>Rhynchospora wrightiana</i>	W	
	<i>Utricularia olivacea</i>	T	
	<i>Xyris smalliana</i>	W	
HF-18	Depression Meadow		898308
	<i>Agalinis linifolia</i>	SR	
	<i>Coelorachis rugosa</i>	W	
	<i>Paspalum praecox</i>	W	
	<i>Rhexia aristosa</i>	FC2, T	
HF-19	Small Depression Pocosin		897307
	<i>Amphicarpum purshii</i> (into HF-20)	SR	
HF-20	Flatwoods/Pocosin Ecotone		897308
	<i>Amphicarpum purshii</i>	SR	
	<i>Solidago pulchra</i>	FC2, C	
	<i>Sporobolus species 1</i>	FC2, T	

IC-4	Small Depression Pond Eleocharis equisetoides Rhynchospora inundata Sagittaria engelmanniana	SR W W	870280
IC-6	Coastal Fringe Sandhill Cladina evansii	W	859270
IC-7	Small Depression Pond Eleocharis equisetoides	SR	862270
IC-8	Coastal Fringe Sandhill Cladina evansii	W	?
IC-9	Maritime Forest Cynanchum angustifolium Iresine rhizomatosa Sageretia minutiflora	W W W C	853258
IC-10	Coastal Fringe Evergreen Forest Asplenium platyneuron var. bacculum-rubrum Cornus asperifolia Rhynchospora miliacea	W C W	856262
IC-11	Seepage Meadow Eleocharis montevidensis	proposed	867259
IE-2	Pocosin Ecotone Dionaea muscipula	FC2, C-SC	873291

SECTOR J

JB-1	Small Stream Swamp Carex chapmanii Carex floridana	FC2, T W	819305
JC-1	Small Depression Pond Eleocharis melanocarpa	C	844290

SECTOR K

KA-1	Small Stream Swamp Carex floridana	W	797390
KC-1	Wet Pine Flatwoods Buchnera floridana Calamovilfa brevipilis Dionaea muscipula Pilea tenuifolia Rhynchospora pallida Solidago pulchra	W F3C, E FC2, C-SC W SR FC2, C	772377

LC-2	Powerline Depression Meadow	747287-764282
	Andropogon capillipes	W
	Carex elliotii	W
	Dionaea muscipula	FC2,C-SC
	Rhexia aristosa	FC2,T
	Rhynchospora oligantha	C

SECTOR M

MB-1	Mesic Pine Flatwoods	770398
	Carex floridana	W
MD-1	Small Stream Swamp	752393-
	Carex chapmanii	FC2,T 752372
	Carex floridana	W
	Scirpus lineatus	C
	Senecio glabellus	W
ME-1	Road Meadow (US 17)	728353-735387
	Oxypolis ternata	FC2,C
MF-1	Wet Pine Flatwoods, Pocosin Ecotone	776370
	Andropogon capillipes	C
	Calamovilfa brevifolia	F3C,E
	Calopogon barbatus	W
	Carex elliotii	W
	Dionaea muscipula	FC2,C-SC
	Polygala brevifolia	W
	Solidago pulchra	FC2,C

SECTOR Q

QA-1	Small Depression Pocosin	943390
	Litsea aestivalis (1984)	FC2,C
QA-2	Small Depression Pond	941391
QA-3	Depression Meadow	946402
	Anthaenanthia rufa	W
	Aristida palustris	SR
	Burmannia biflora	W
	Coelorachis rugosa	W
	Dichanthelium erectifolium	SR
	Dichanthelium sp. 1 =Panicum hirstii	FC2,C
	Eleocharis equisetoides	SR
	Lobelia boykinii	FC2,C
	Muhlenbergia torreyana	F3C,E
	Panicum tenerum	SR
	Paspalum praecox	W
	Rhexia aristosa	FC2,T
	Rhynchospora elliotii	W
	Rhynchospora harperi	C

QB-3. Small Depression Pond
Eleocharis tricostata
Rhexia cubensis
Rhynchospora wrightiana


954361

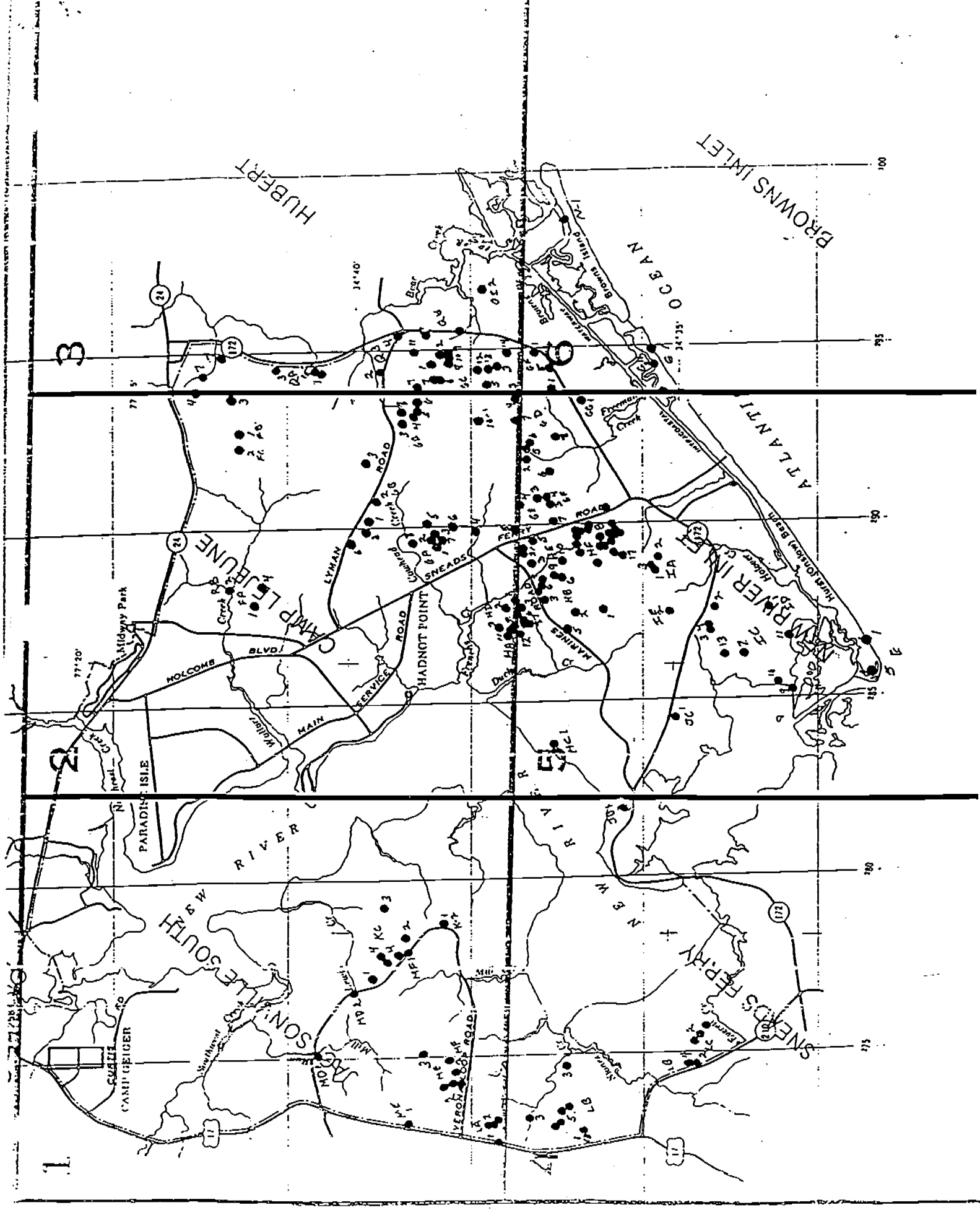
W
SR
W

RB-1 Road Meadow
Ludwigia microcarpa

888434

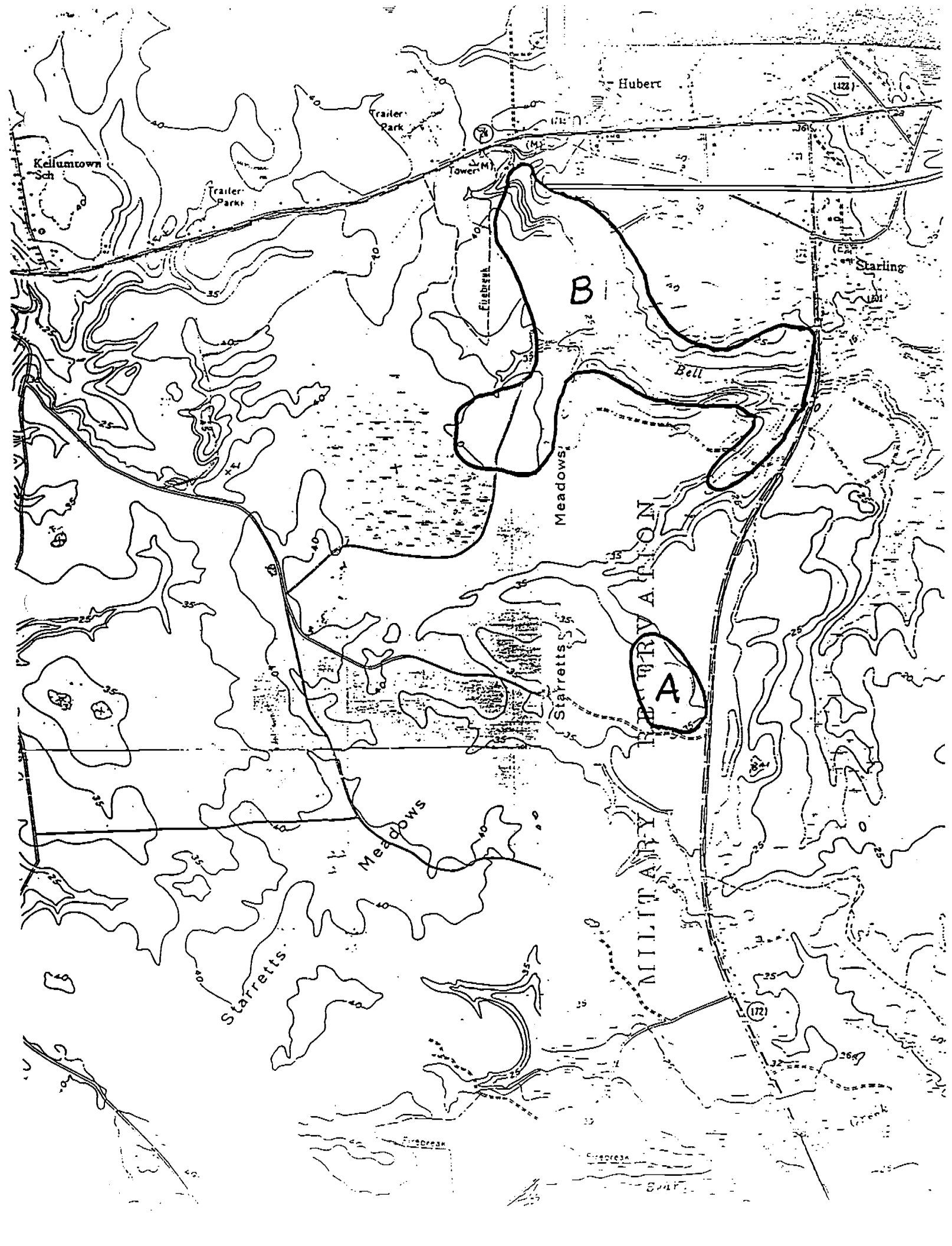
W

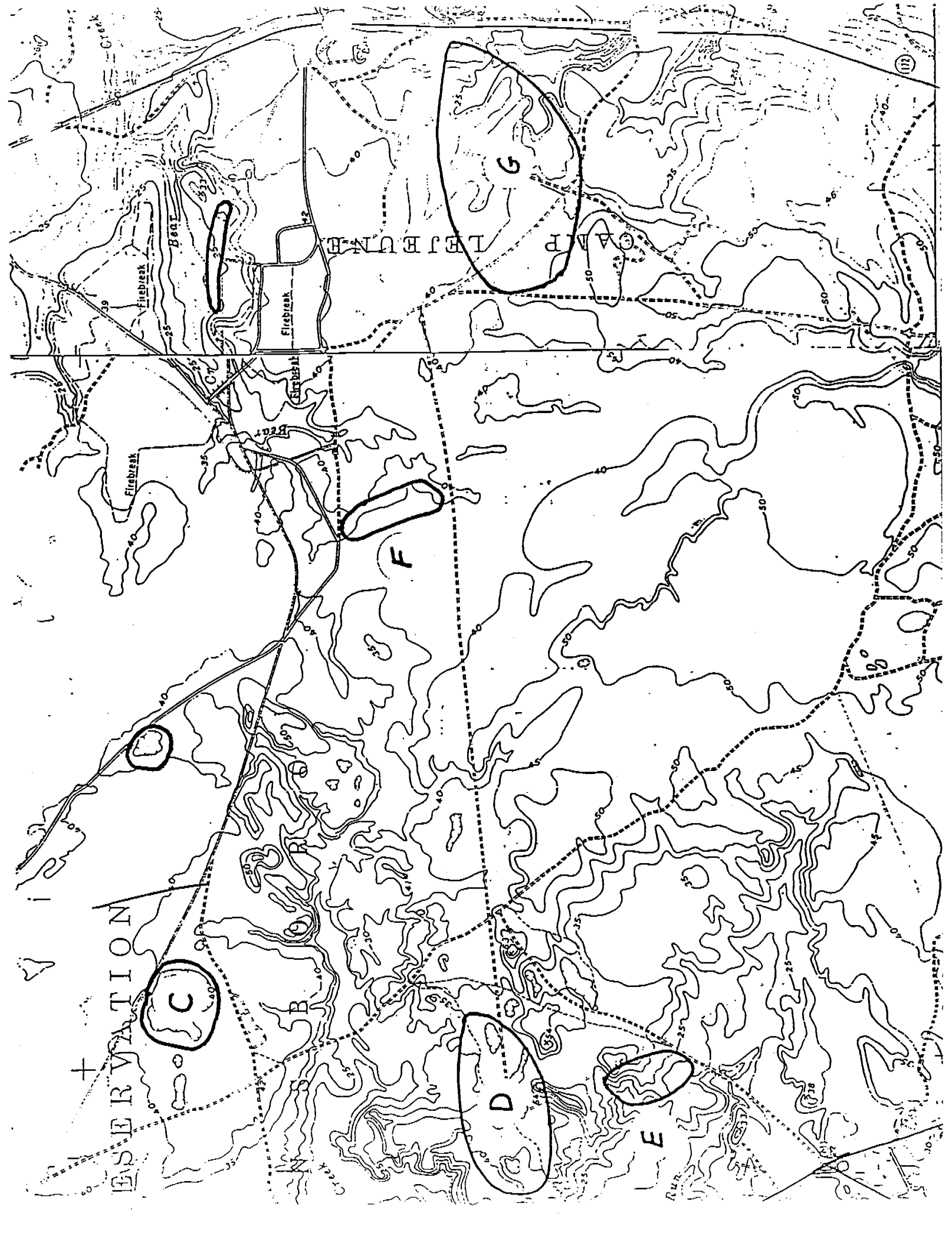


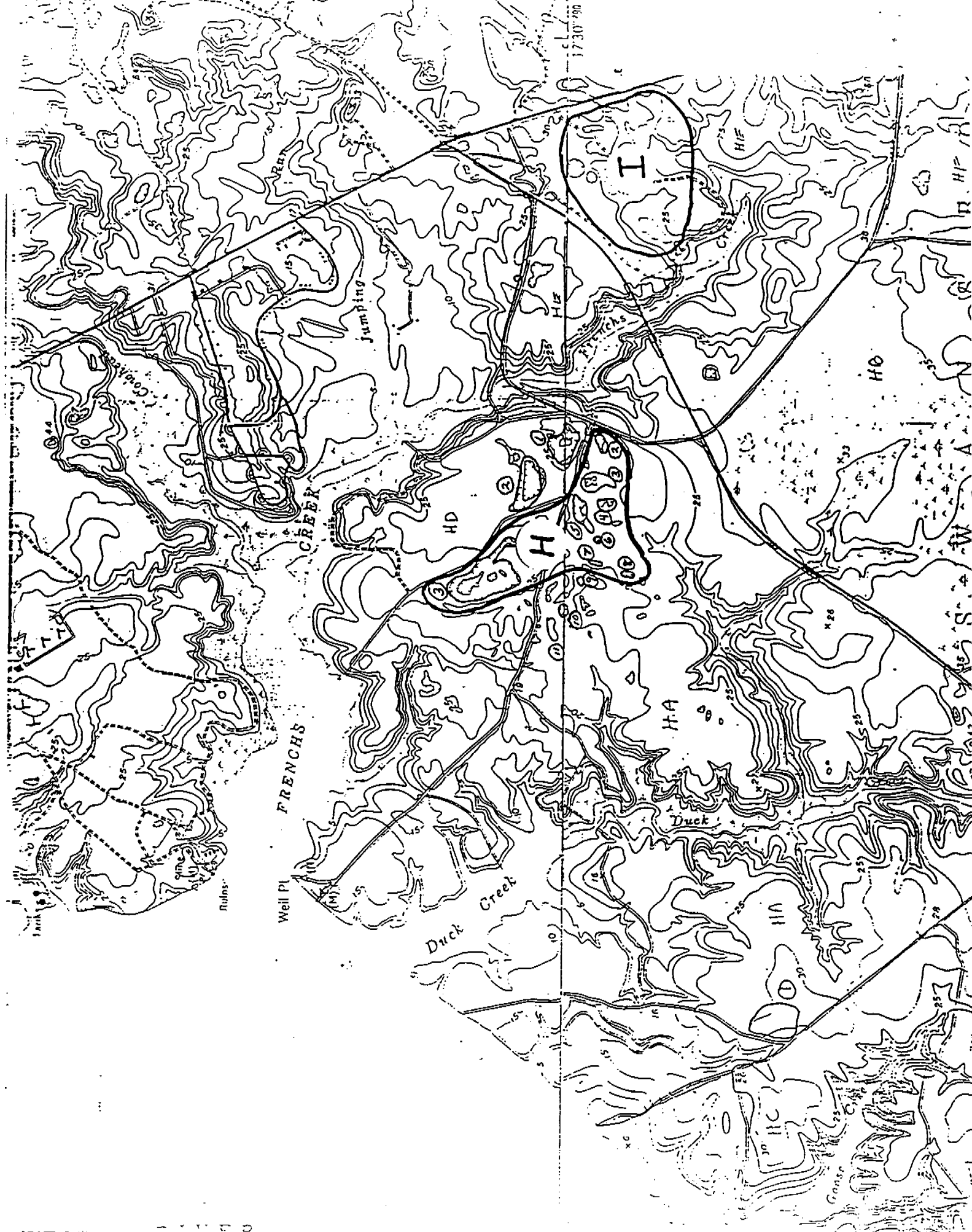


AREAS OF SIGNIFICANT NATURAL VALUE

<u>Site</u>	<u>Name</u>	<u>UTM Grid</u>
A	Starretts Meadow QA-3 Depression Meadow	946402
B	Pocosin Road Flatwoods and Bell Swamp FB-3 Wet Pine Flatwoods FB-4 Wet Pine Flatwoods QA-7 Small Stream Swamp	937416 939426 944424
C	Lyman Road Cypress Savanna FD-1 Cypress Savanna	904377
D	Cowhead Creek Limesinks GA-1 depression meadow GA-2 depression meadow GA-3 cypress savanna GA-5 depression meadow	894359 896360 897359 901361
E	Jumping Run Savanna GA-4 savanna/flatwoods/pocosin	899349
F	OP-3 Flatwoods and Pocosin GB-3 road depression meadow GB-4 road depression meadow GB-5 wet pine flatwoods	929368 931365 932364
G	Spring Branch Limesinks GC-1 small depression pond GC-2 small depression pond GC-6 depression meadow GC-7 depression meadow GC-8 small depression pond GC-9 depression meadow	946360 949357 942358 942359 947356 949356
H	Weil Point Road Limesinks HA-2 depression meadow HA-3 depression meadow HA-4 depression meadow HA-5 depression meadow HA-6 small depression pond HA-7 small depression pond HA-8 small depression pond HD-3 depression meadow	878335 876335 875334 874336 873334 872334 872333 871341
I	Alligator Meadow Limesinks HE-1 depression meadow HE-2 depression meadow HE-3 depression meadow HE-4 small stream pocosin HE-5 depression meadow	893334 892334 889332 895331 896332







FRENCHS

Well Pt

Duck Creek

Duck

H

I

H.A

H.N

H.O

H.S

H.H

H.F

H.E

H.D

H.C

H.B

H.A

H.Z

H.Y

H.X

H.W

H.V

H.U

H.T

H.S

H.R

H.Q

H.P

H.O

H.N

H.M

H.L

H.K

H.J

H.I

H.H

H.G

H.F

H.E

H.D

H.C

H.B

H.A

H.Z

H.Y

H.X

H.W

H.V

H.U

H.T

H.S

H.R

H.Q

H.P

H.O

H.N

H.M

H.L

H.K

H.J

H.I

H.H

H.G

H.F

H.E

H.D

H.C

H.B

H.A

H.Z

H.Y

H.X

H.W

H.V

H.U

H.T

H.S

H.R

H.Q

H.P

H.O

H.N

H.M

H.L

H.K

H.J

H.I

H.H

H.G

H.F

H.E

H.D

H.C

H.B

H.A

H.Z

H.Y

H.X

H.W

H.V

H.U

H.T

H.S

H.R

H.Q

H.P

H.O

H.N

H.M

H.L

H.K

H.J

H.I

H.H

H.G

H.F

H.E

H.D

H.C

H.B

H.A

H.Z

H.Y

H.X

H.W

H.V

H.U

H.T

H.S

H.R

H.Q

H.P

H.O

H.N

H.M

H.L

H.K

H.J

H.I

H.H

H.G

H.F

H.E

H.D

H.C

H.B

H.A

H.Z

H.Y

H.X

H.W

H.V

H.U

H.T

H.S

H.R

H.Q

H.P

H.O

H.N

H.M

H.L

H.K

H.J

H.I

H.H

H.G

H.F

H.E

H.D

H.C

H.B

H.A

H.Z

H.Y

H.X

H.W

H.V

H.U

H.T

H.S

H.R

H.Q

H.P

H.O

H.N

H.M

H.L

H.K

H.J

H.I

H.H

H.G

H.F

H.E

H.D

H.C

H.B

H.A

H.Z

H.Y

H.X

H.W

H.V

H.U

H.T

H.S

H.R

H.Q

H.P

H.O

H.N

H.M

H.L

H.K

H.J

H.I

H.H

H.G

H.F

H.E

H.D

H.C

H.B

H.A

H.Z

H.Y

H.X

H.W

H.V

H.U

H.T

H.S

H.R

H.Q

H.P

H.O

H.N

H.M

H.L

H.K

H.J

H.I

H.H

H.G

H.F

H.E

H.D

H.C

H.B

H.A

H.Z

H.Y

H.X

H.W

H.V

H.U

H.T

H.S

H.R

H.Q

H.P

H.O

H.N

H.M

H.L

H.K

H.J

H.I

H.H

H.G

H.F

H.E

H.D

H.C

H.B

H.A

H.Z

H.Y

H.X

H.W

H.V

H.U

H.T

H.S

H.R

H.Q

H.P

H.O

H.N

H.M

H.L

H.K

H.J

H.I

H.H

H.G

H.F

H.E

H.D

H.C

H.B

H.A

H.Z

H.Y

H.X

H.W

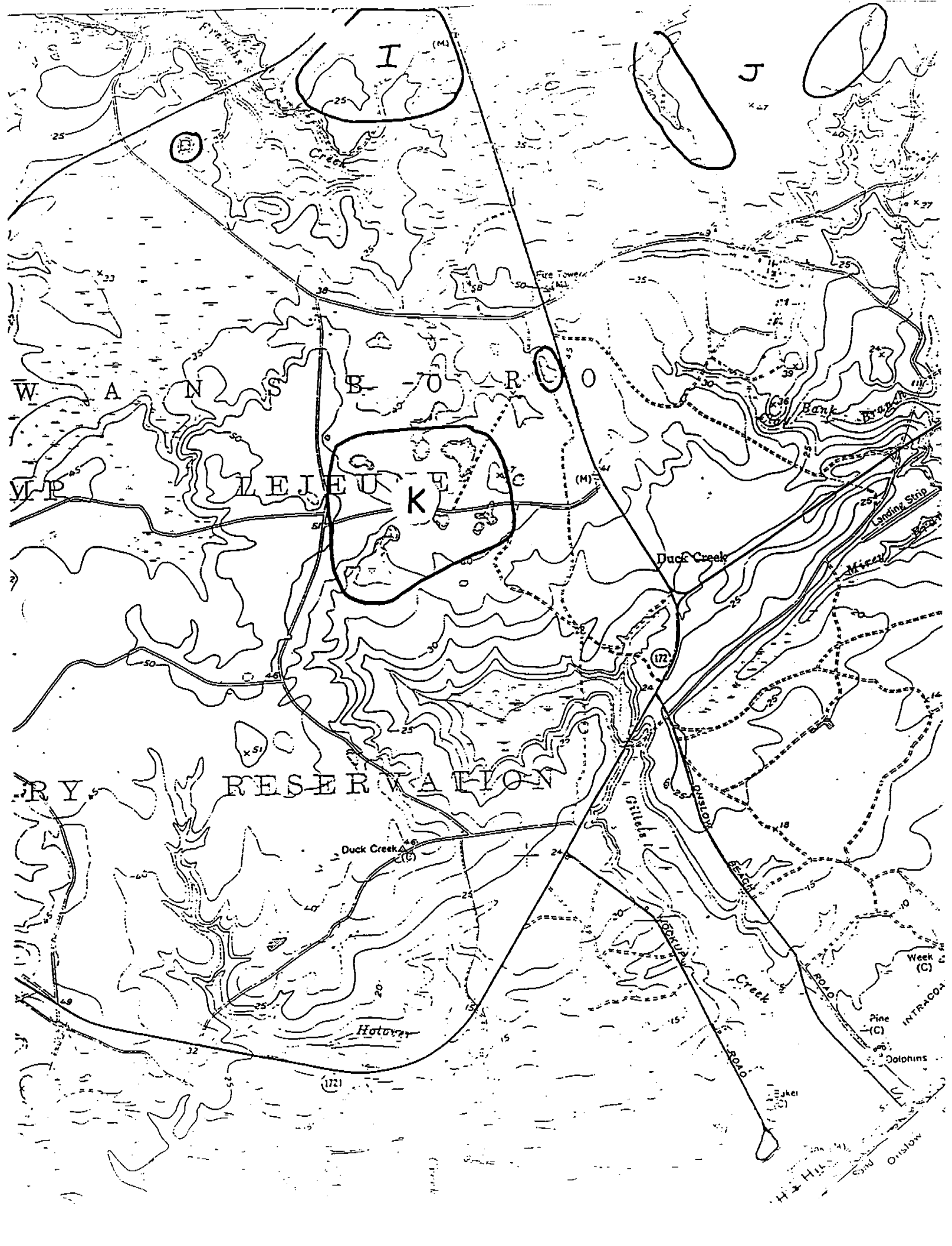
H.V

H.U

H.T

H.S

H.R







CAMP LEJEUNE

MILITARY RESERVATION

O

N

Tower (M)

Muddy

Creek

Creek

Creek

Stones Landing

Bank (M)

(M)

Dixon

210

BM 67

BM 66

SEABOARD COAST LINE

Run

ROAD

x56

APPENDIX P
TERRESTRIAL REFERENCE VALUES AND CDI SPREADSHEETS

APPENDIX P.1
DERIVATION OF TERRESTRIAL REFERENCE VALUES
OPERABLE UNIT NO 11 (SITE 80)
REMEDIAL INVESTIGATION, CTO-0274
MCB, CAMP LEJEUNE, NORTH CAROLINA

For the bobwhite quail TRVs derived from the poultry MTLs, a consumption rate of 0.41 kg food/kg body weight was calculated based on an average poultry weighing 0.5 kg, and the following allometric model (Nagy, 1987):

$$\text{CR (birds)} = 0.648 (\text{bw})^{0.651}$$

Where:

CR (birds) = consumption rate for birds
(kg food/kg body weight-day)

bw = body weight for an average bird (0.5 kg)

The TRV for poultry then was adjusted to a TRV for a bobwhite quail to account for differences in the body size using the same equation that was used to adjust the cow to the deer. The body weight used for the bobwhite quail was 0.174 kg.

For the cottontail rabbit TRVs derived from the rabbit MTLs, a consumption rate of 0.081 was calculated using the following equation:

$$\text{CR (rabbit)} = \text{FR}/\text{bw}$$

Where:

CR (rabbit) = consumption rate for rabbits
(kg food/kg body weight-day)

FR = feeding rate of a cottontail rabbit (0.237 kg/day)

bw = body weight of a cottontail rabbit (1.229 kg)

The TRV (rabbit) was not adjusted for body size since a rabbit was used in the TRV calculation.

The following procedures were used for deriving TRV for the whitetailed deer, bobwhite quail, and cottontail rabbit when MTLs were not available, and for species that did not have MTLs. Their TRVs were determined using No Observed Adverse Effects Levels (NOAELs) or Lowest Observed Effects Levels (LOAELs). When available, the NOAEL or LOAEL from the Integrated Risk Information System (IRIS) was used in the TRV development. However, if a toxicity value was not available from IRIS, then one was obtained from various literature sources including Agency for Toxic Substances Registry Toxicological Profiles, Toxicological Benchmarks for Wildlife (Opresko *et.al.*, 1994) and published articles. Chemicals that only had diet concentration (as opposed to NOAELS) were converted to TRVs using the above equation and the appropriate consumption rates and body weights. The attached table contains the respective body weights used in the TRV adjustments.

As is presented in the attached table, toxicity data from many species were used to develop the TRVs. The attached table presents which animal was used to develop a particular TRV in parentheses. When possible, the chronic reproductive or developmental NOAEL value was used in the development of the TRV. However, in some instances, only a subchronic NOAEL or a chronic or sub-chronic LOAEL

APPENDIX P.1
DERIVATION OF TERRESTRIAL REFERENCE VALUES
OPERABLE UNIT NO 11 (SITE 80)
REMEDIAL INVESTIGATION, CTO-0274
MCB, CAMP LEJEUNE, NORTH CAROLINA

for some chemicals were found in the literature. If a LOAEL was used, the number was divided by 10 as an uncertainty factor. If a subchronic value was used it also was divided by 10 as an uncertainty factor. Finally, toxicity values were not found for all the chemicals. Where possible, the toxicity of a similar chemical was used for these chemicals (i.e., using endrin for endrin aldehyde). The attached table identifies, in parentheses, which chemicals were used as surrogates.

TOXICITY DATA USED TO CALCULATE TERRESTRIAL REFERENCE VALUES

Chemical	Substitute Chemical Used	Cattle (mg/kg/day)	Poultry (mg/kg/day)	Rabbit (mg/kg/day)	Dog (mg/kg/day)	Rat (mg/kg/day)	Mouse (mg/kg/day)	Guinea Pig (mg/kg/day)	Mink (mg/kg/day)
Aluminum		5 (1)	10 (1)	11.61 (1)	15 (1)	NA	1.93 (60)	NA	NA
Antimony		NA	NA	4.06 (1)	NA	0.035 (12)	NA	NA	NA
Arsenic		0.25 (1)	5.135 (61) Mallard	2.90 (1)	NA	NA	0.1261 (13)	NA	NA
Barium		0.1 (1)	1 (1)	1.16 (1)	NA	0.25 (4)	NA	NA	NA
Beryllium		NA	NA	NA	NA	0.54 (4)	NA	NA	NA
Cadmium		0.0025 (1)	1.45 (63) Mallard	0.03 (1)	0.075 (14)	0.004 (15)	NA	NA	NA
Chromium		5 (1)	50 (1)	58.03 (1)	NA	2.41 (5)	NA	NA	NA
Cobalt		0.05 (1)	0.5 (1)	0.58 (1)	NA	NA	NA	NA	NA
Copper		0.5 (1)	15 (1)	11.61 (1)	NA	NA	NA	NA	12.9 (17)
Iron		5 (1)	50 (1)	29.02 (1)	NA	NA	NA	NA	NA
Lead		0.15 (1)	3.85 (65) A. kestral	1.74 (1)	NA	8 (6)	NA	NA	NA
Manganese		1 (24)	100 (1)	23.21 (1)	NA	8.8 (66)	NA	NA	NA
Mercury		0.01 (1)	0.1 (1)	0.12 (1)	NA	0.32 (18)	NA	NA	NA
Molybdenum		NA	NA	NA	NA	0.02 (82)	NA	NA	NA
Nickel		0.25 (1)	15 (1)	2.90 (1)	25 (2)	5 (2)	NA	NA	NA
Selenium		0.01 (1)	0.5 (67) Mallard	0.12 (1)	NA	0.04 (19)	NA	NA	NA
Silver		NA	5 (1)	NA	NA	NA	0.181 (20)	NA	NA
Thallium		NA	NA	NA	NA	0.023 (54)	NA	NA	NA
Vanadium		0.25 (1)	11.38 (68) Mallard	0.08 (1)	NA	0.65 (58)	NA	NA	NA
Zinc		2.5 (1)	50 (1)	29.02 (1)	1 (3)	160 (69)	NA	NA	NA
Cyanide		NA	4.5 (21)	NA	0.375 (22)	10.8 (23)	NA	NA	NA
Acenaphthene		NA	NA	NA	NA	17.5 (56)	NA	NA	NA
Acenaphthylene		NA	NA	NA	NA	17.5 Acen.	NA	NA	NA
Anthracene		NA	NA	NA	NA	NA	100 (33)	NA	NA
Benzo(a)anthracene	(Benzo(a)pyrene)	NA	NA	NA	NA	NA	1	NA	NA
Benzo(b)fluoranthene	(Benzo(a)pyrene)	NA	NA	NA	NA	NA	1	NA	NA
Benzo(k)fluoranthene	(Benzo(a)pyrene)	NA	NA	NA	NA	NA	1	NA	NA
Benzo(ghi)perylene	(Benzo(a)pyrene)	NA	NA	NA	NA	NA	1	NA	NA
Benzo(g,h,i)perylene	(Benzo(a)pyrene)	NA	NA	NA	NA	NA	1	NA	NA
Benzo(a)pyrene		NA	NA	NA	NA	NA	1 (7)	NA	NA
beta-BHC		NA	NA	NA	NA	5 (51)	NA	NA	NA
gamma-BHC	(beta-BHC)	NA	NA	NA	NA	5 (51)	NA	NA	NA
Bis(2-ethylhexyl)phthalate		NA	1.11 (16) Ringed D	NA	NA	NA	NA	0.1833 (11)	NA
Butylbenzylphthalate		NA	NA	NA	NA	15.9 (52)	NA	NA	NA
Carbazole	(Benzo(a)pyrene)	NA	NA	NA	NA	NA	1	NA	NA
Chrysene	(Benzo(a)pyrene)	NA	NA	NA	NA	NA	1	NA	NA
Dibenzofuran	(Benzo(a)pyrene)	NA	NA	NA	NA	NA	1	NA	NA
Dibenzo(a,h)anthracene	(Benzo(a)pyrene)	NA	NA	NA	NA	NA	1	NA	NA
Dibenz(a,h)anthracene	(Benzo(a)pyrene)	NA	NA	NA	NA	NA	1	NA	NA
Diethylphthalate		NA	NA	NA	NA	NA	4583 (53)	NA	NA
2,4-Dimethylphenol		NA	NA	NA	NA	NA	5 (85)	NA	NA
Di-n-butylphthalate		NA	0.11 (16) Ringed D	NA	NA	125 (63)	NA	NA	NA
Di-n-octylphthalate		NA	NA	NA	NA	17.5 (78)	NA	NA	NA
2,6-Dinitrotoluene		NA	NA	NA	0.4 (84)	NA	NA	NA	NA
Fluoranthene		NA	NA	NA	NA	NA	12.5 (8)	NA	NA
Fluorene		NA	NA	NA	NA	12.5 (56)	NA	NA	NA
Indeno(1,2,3-cd)pyrene	(Benzo(a)pyrene)	NA	NA	NA	NA	NA	1	NA	NA
2-Methylnaphthalene	(Naphthalene)	NA	NA	NA	NA	41	NA	NA	NA
Naphthalene		NA	NA	NA	NA	41 (9)	NA	NA	NA
Nitrobenzene		NA	NA	NA	NA	0.25 (80)	NA	NA	NA
n-Nitrosodiphenylamine		NA	NA	NA	NA	50 (81)	NA	NA	NA
Phenanthrene	(Naphthalene)	NA	NA	NA	NA	41	NA	NA	NA
Phenol		NA	NA	NA	NA	6 (57)	NA	NA	NA
Pyrene		NA	NA	NA	NA	NA	7.5 (10)	NA	NA

TOXICITY DATA USED TO CALCULATE TERRESTRIAL REFERENCE VALUES

Chemical	Substitute Chemical Used	Cattle (mg/kg/day)	Poultry (mg/kg/day)	Rabbit (mg/kg/day)	Dog (mg/kg/day)	Rat (mg/kg/day)	Mouse (mg/kg/day)	Guinea Pig (mg/kg/day)	Mink (mg/kg/day)
Aldrin		0.5 (24)	NA	NA	0.025 (77)	0.025 (77)	NA	NA	NA
Alpha-chlordane	(Chlordane)	1 (24)	2.14 (70) Blackbird	NA	0.075 (48)	0.055 (48)	NA	NA	NA
Gamma-chlordane	(Chlordane)	1 (24)	2.14 (70) Blackbird	NA	0.075 (48)	0.055 (48)	NA	NA	NA
Dieldrin		0.5 (24)	0.03 (71) Mallard	NA	0.005 (25)	0.005 (25)	NA	NA	NA
4,4'-DDD	(DDT)	NA	0.088 (DDT)	NA	NA	0.8 DDT	NA	NA	NA
4,4'-DDE		NA	0.088 (24) Quail	NA	NA	0.8 (47)	NA	NA	NA
4,4'-DDT		NA	0.088 (24) Quail	NA	NA	0.8 (47)	NA	NA	NA
Endosulfan I		NA	10 (72) Partridge	NA	0.57 (26)	0.6 (26)	NA	NA	NA
Endosulfan II	(Endosulfan)	NA	10 (72) Partridge	NA	0.57 (26)	0.6 (26)	NA	NA	NA
Endosulfan sulfate	(Endosulfan)	NA	10 (72) Partridge	NA	0.57 (26)	0.6 (26)	NA	NA	NA
Endrin		NA	0.3 (73) Mallard	NA	0.025 (27)	0.25 (28)	NA	NA	NA
Endrin aldehyde	(Endrin)	NA	0.3 (73) Mallard	NA	0.025 (27)	0.25 (28)	NA	NA	NA
Endrin ketone	(Endrin)	NA	0.3 (73) Mallard	NA	0.025 (27)	0.25 (28)	NA	NA	NA
Heptachlor		NA	NA	NA	NA	0.15 (45)	NA	NA	0.057 (29)
Heptachlor Epoxide		NA	NA	NA	0.000125 (24)	NA	NA	NA	NA
Aroclor-1221		NA	NA	NA	NA	3.5 (30)	NA	NA	NA
Aroclor-1232	(Aroclor-1242)	NA	0.41 (78) Owl	NA	NA	0.15 (31)	NA	NA	NA
Aroclor-1260		NA	NA	NA	NA	0.005 (32)	NA	NA	NA
Aroclor-1254		NA	0.18 (76) Pheasant	1 (75)	NA	NA	NA	NA	0.1 (50)
Aroclor-1248		NA	NA	0.28 (77)	NA	NA	0.13 (62)	NA	NA
Methylene chloride		NA	NA	NA	NA	5.85 (34)	NA	NA	NA
Carbon disulfide		NA	NA	1.1 (35)	NA	NA	NA	NA	NA
1,1-Dichloroethene		NA	NA	NA	NA	28 (59)	NA	NA	NA
1,2-Dichloroethene (total)		NA	NA	NA	NA	5 (44)	NA	NA	NA
Chloroform		NA	NA	NA	30 (38)	38 (37)	NA	NA	NA
2-Butanone		NA	NA	NA	NA	NA	NA	NA	NA
1,1,1-Trichloroethane		NA	NA	NA	NA	NA	1000 (38)	NA	NA
Trichloroethene		NA	NA	NA	NA	100 (39)	NA	NA	NA
1,1,2-Trichloroethane		NA	NA	NA	NA	NA	0.39 (40)	NA	NA
Benzene		NA	NA	NA	NA	0.1 (41)	NA	NA	NA
1,1,2,2-Tetrachloroethane		NA	NA	NA	NA	78 (85)	NA	NA	NA
Tetrachloroethene		NA	NA	NA	NA	1.4 (42)	NA	NA	NA
Toluene		NA	NA	NA	NA	22.3 (38)	NA	NA	NA
Ethylbenzene		NA	NA	NA	NA	9.71 (41)	NA	NA	NA
Xylenes		NA	NA	NA	NA	179 (43)	NA	NA	NA
Xylenes (total)		NA	NA	NA	NA	179 (43)	NA	NA	NA
Vinyl chloride		NA	NA	NA	NA	0.17 (83)	NA	NA	NA
Acetone		NA	NA	NA	NA	10 (46)	NA	NA	NA

(1) NAS, 1980
 (2) Ambrose et al., 1976
 (3) Drinker et al., 1927
 (4) Schroder and Mitchner, 1975a,b
 (5) Mackenzie et al., 1958
 (6) Azar et al., 1973
 (7) Mackenzie and Angevine, 1981
 (8) USEPA, 1988a
 (9) Schmall, 1955
 (10) USEPA, 1989a
 (11) Lamb, et al., 1987
 (12) Schroeder et al., 1976
 (13) Schroeder and Mitchner, 1971
 (14) Loser and Lorke, 1977
 (15) Kopp et al., 1982
 (16) Peakall et al., 1974
 (17) Aulerich et al., 1982
 (18) Fitzhugh et al., 1950

(19) Halverson et al., 1966
 (20) Rungby and Dansher, 1984
 (21) Gomez et al., 1983, 1988
 (22) USEPA, 1980
 (23) Howard and Hanzal, 1955
 (24) Ford et al., 1991
 (25) Walker et al., 1969
 (26) Hoechst, 1989
 (27) Vesicol, 1969
 (28) Treon et al., 1955
 (29) Aulerich et al., 1990
 (30) Wasserman and Culos, 1973
 (31) Bruckner et al., 1974
 (32) Byrne et al., 1988
 (33) USEPA, 1989b
 (34) NCA, 1982
 (35) Hardin et al., 1981
 (36) Heywood et al., 1979

(37) Jorgenson et al., 1985
 (38) Lane, et al., 1982
 (39) NTP, 1985a
 (40) White et al., 1985
 (41) Wolf et al., 1956
 (42) Buban, 1985
 (43) NTP, 1986a
 (44) Quast et al., 1983
 (45) Vesicol, 1955
 (46) USEPA, 1986a
 (47) Fitzhugh, 1948
 (48) WHO, 1984 and NRCC, 1975
 (49) Vesicol, 1983
 (50) Ringer, 1983
 (51) Ito et al., 1975
 (52) NTP, 1985b
 (53) McClane and Hughs, 1980
 (54) USEPA, 1986b

(55) NCI, 1978
 (56) USEPA, 1989b
 (57) NTP, 1983a
 (58) Schroeder et al., 1970
 (59) Nitchke, et al., 1983
 (60) Ondreicka, et al., 1966
 (61) USFWS, 1984
 (62) Thomas and Hinsdill, 1980
 (63) White and Finely, 1978
 (64) Smith, et al., 1953
 (65) Pattee, 1984
 (66) Lasky, et al., 1982
 (67) Heinz, et al., 1987
 (68) White and Dieter, 1978
 (69) Schlicker and Cox, 1968
 (70) Stickel, e. al., 1983
 (71) Nebeker et al., 1992
 (72) Abiola, 1992

(73) Spann, et al., 1986
 (74) Dow, 1958
 (75) Villeneuve, et al., 1972
 (76) Dahlgren, et al., 1972
 (77) FAO/WHO, 1978
 (78) McLane and Hughes, 1980
 (79) Piekacz, 1971
 (80) CIIT, 1984
 (81) NCI, 1979
 (82) Jeter et al., 1954
 (83) Til et al., 1983
 (84) Lee et al., 1976
 (85) USEPA, 1989c

BODY WEIGHTS FOR TERRESTRIAL REFERENCE VALUE CALCULATION

Body Weight (kg)		
Cattle	100	(IT Corp, 1992)
Whitetailed Deer	45.4	(Dee, 1991)
Bobwhite Quail	0.0174	(USEPA, 1993b)
Eastern Cottontail	1.2285	(USEPA, 1993b)
Lab Rat	0.35	(USEPA, 1988)
Lab Dog	10	(USEPA, 1988)
Poultry	0.5	(IT Corp, 1992)
Red Fox	4.535	(Storm et.al., 1976)
Raccoon	5.12	(USEPA, 1993b)
Lab Mouse	0.03	(USEPA, 1988)
Guinea pig	0.86	(USEPA, 1988)
Mink	1	(USEPA, 1993b)
Mallard Duck	1	(Heinze et.al., 1989)
Short-tailed Shrew	0.017	(Schlesinger and Potter, 1974)
Americal Kestral	0.13	(Pattee, 1984)
Blackbird	0.064	(Stickel, 1983)
Pheasant	1	(USEPA, 1993b)
Ringed Dove	0.155	(Terres, 1980)
Screech Owl	0.181	(Dunning, 1984)
Partridge	0.4	(Abiola, 1992)

REGION IV TERRESTRIAL REFERENCE VALUES

Chemical	Whitetailed Deer (mg/kg/day)	Bobwhite Quail (mg/kg/day)	Eastern Cottontail (mg/kg/day)	Red Fox (mg/kg/day)	Raccoon (mg/kg/day)
Aldrin	6.51E-01 (ct)	6.80E-02 (rt)	1.65E-02 (rt)	3.25E-02 (dg)	1.02E-02 (rt)
Alpha-chlordane	1.30E+00 (ct)	3.30E+00 (bi)	3.62E-02 (rt)	9.76E-02 (dg)	2.25E-02 (rt)
Gamma-chlordane	1.30E+00 (ct)	3.30E+00 (bi)	3.62E-02 (rt)	9.76E-02 (dg)	2.25E-02 (rt)
Dieldrin	6.51E-01 (ct)	1.16E-01 (bi)	3.29E-03 (rt)	6.51E-03 (dg)	2.04E-03 (rt)
4,4'-DDD	1.58E-01 (rt)	8.80E-02 (bi)	5.26E-01 (rt)	3.41E-01 (rt)	3.27E-01 (rt)
4,4'-DDE	1.58E-01 (rt)	8.80E-02 (bi)	5.26E-01 (rt)	3.41E-01 (rt)	3.27E-01 (rt)
4,4'-DDT	1.58E-01 (rt)	8.80E-02 (bi)	5.26E-01 (rt)	3.41E-01 (rt)	3.27E-01 (rt)
Endosulfan	1.19E-01 (rt)	2.84E+01 (bi)	3.95E-01 (rt)	7.42E-01 (dg)	2.45E-01 (rt)
Endosulfan II	1.19E-01 (rt)	2.84E+01 (bi)	3.95E-01 (rt)	7.42E-01 (dg)	2.45E-01 (rt)
Endosulfan sulfate	1.19E-01 (rt)	2.84E+01 (bi)	3.95E-01 (rt)	7.42E-01 (dg)	2.45E-01 (rt)
Endrin	4.94E-02 (rt)	1.16E+00 (bi)	1.65E-01 (rt)	3.25E-02 (dg)	1.02E-01 (rt)
Endrin aldehyde	4.94E-02 (rt)	1.16E+00 (bi)	1.65E-01 (rt)	3.25E-02 (dg)	1.02E-01 (rt)
Endrin ketone	4.94E-02 (rt)	1.16E+00 (bi)	1.65E-01 (rt)	3.25E-02 (dg)	1.02E-01 (rt)
Heptachlor	2.96E-02 (rt)	4.08E-01 (rt)	9.87E-02 (rt)	6.39E-02 (rt)	6.13E-02 (rt)
Heptachlor epoxide	7.55E-05 (dg)	1.04E-03 (dg)	2.51E-04 (dg)	1.63E-04 (dg)	1.56E-04 (dg)
Aroclor-1221	6.91E-01 (rt)	9.52E+00 (rt)	2.30E+00 (rt)	1.49E+00 (rt)	1.43E+00 (rt)
Aroclor-1232	2.96E-02 (rt)	8.95E-01 (bi)	9.87E-02 (rt)	6.39E-02 (rt)	6.13E-02 (rt)
Aroclor-1260	9.88E-04 (rt)	1.36E-02 (rt)	3.29E-03 (rt)	2.13E-03 (rt)	2.04E-03 (rt)
Aroclor-1254	2.80E-02 (mk)	6.95E-01 (bi)	1.00E+00 (rb)	6.47E-01 (rb)	6.21E-01 (rb)
Aroclor-1248	1.13E-02 (mo)	1.56E-01 (mo)	2.80E-01 (rb)	1.81E-01 (rb)	2.34E-02 (mo)
Methylene chloride	1.16E+00 (rt)	1.59E+01 (rt)	3.85E+00 (rt)	2.49E+00 (rt)	2.39E+00 (rt)
Carbon disulfide	3.30E-01 (rb)	4.55E+00 (rb)	1.10E+00 (rb)	7.12E-01 (rb)	6.84E-01 (rb)
1,1-Dichloroethene	5.53E+00 (rt)	7.61E+01 (rt)	1.84E+01 (rt)	1.19E+01 (rt)	1.14E+01 (rt)
1,2-Dichloroethene	9.88E-01 (rt)	1.36E+01 (rt)	3.29E+00 (rt)	2.13E+00 (rt)	2.04E+00 (rt)
Chloroform	7.51E+00 (rt)	1.03E+02 (rt)	2.50E+01 (rt)	3.90E+01 (dg)	1.55E+01 (rt)
2-Butanone	NA	NA	NA	NA	NA
1,1,1-Trichloroethan	8.71E+01 (rt)	1.20E+03 (rt)	2.90E+02 (rt)	1.88E+02 (rt)	1.80E+02 (rt)
Trichloroethene	1.98E+01 (rt)	2.72E+02 (rt)	6.58E+01 (rt)	4.26E+01 (rt)	4.09E+01 (rt)
1,1,2-Trichloroethan	3.40E-02 (mo)	4.68E-01 (mo)	1.13E-01 (mo)	7.32E-02 (mo)	7.03E-02 (mo)
Benzene	1.98E-02 (rt)	2.72E-01 (rt)	6.58E-02 (rt)	4.26E-02 (rt)	4.09E-02 (rt)
1,1,2,2-Tetrachloroe	1.50E+01 (rt)	2.07E+02 (rt)	5.00E+01 (rt)	3.24E+01 (rt)	3.11E+01 (rt)
Tetrachloroethene	2.77E-01 (rt)	3.81E+00 (rt)	9.21E-01 (rt)	5.96E-01 (rt)	5.72E-01 (rt)
Toluene	4.41E+00 (rt)	6.06E+01 (rt)	1.47E+01 (rt)	9.49E+00 (rt)	9.12E+00 (rt)
Ethylbenzene	1.92E+00 (rt)	2.64E+01 (rt)	6.39E+00 (rt)	4.13E+00 (rt)	3.97E+00 (rt)
Xylenes	3.54E+01 (rt)	4.87E+02 (rt)	1.18E+02 (rt)	7.62E+01 (rt)	7.32E+01 (rt)
Xylenes (total)	3.54E+01 (rt)	4.87E+02 (rt)	1.18E+02 (rt)	7.62E+01 (rt)	7.32E+01 (rt)
Vinyl chloride	3.36E-02 (rt)	4.62E-01 (rt)	1.12E-01 (rt)	7.24E-02 (rt)	6.95E-02 (rt)
Acetone	1.98E+00 (rt)	2.72E+01 (rt)	6.58E+00 (rt)	4.26E+00 (rt)	4.09E+00 (rt)
2-Hexanone	NA	NA	NA	NA	NA

Note: The following abbreviations indicate which species was used to develop the TRV

(ct) = cattle (rb) = rabbit
 (rt) = rat (dg) = dog
 (bi) = bird (mo) = mouse
 (gp) = guinea pig (mk) = mink

NA - No Data Available

REGION IV TERRESTRIAL REFERENCE VALUES

Chemical	Whitetailed Deer (mg/kg/day)	Bobwhite Quail (mg/kg/day)	Eastern Cottontail (mg/kg/day)	Red Fox (mg/kg/day)	Raccoon (mg/kg/day)	Short-Tailed Shrew (mg/kg/day)
Aluminum	6.51E+00 (ct)	3.06E+01 (bi)	1.16E+01 (rb)	1.95E+01 (dg)	3.48E-01 (mo)	2.39E+00 (mo)
Antimony	6.91E-03 (rt)	9.52E-02 (rt)	4.06E+00 (rb)	1.49E-02 (rt)	1.43E-02 (rt)	9.59E-02 (rt)
Arsenic	3.25E-01 (ct)	1.98E+01 (bi)	2.90E+00 (rb)	2.37E-02 (mo)	2.27E-02 (mo)	1.52E-01 (mo)
Barium	1.30E-01 (ct)	3.06E+00 (bi)	1.16E+00 (rb)	1.07E-01 (rt)	1.02E-01 (rt)	6.85E-01 (rt)
Beryllium	1.07E-01 (rt)	1.47E+00 (rt)	3.55E-01 (rt)	2.30E-01 (rt)	2.21E-01 (rt)	1.48E+00 (rt)
Cadmium	3.25E-03 (ct)	5.59E+00 (bi)	2.90E-02 (rb)	9.76E-02 (dg)	1.84E-03 (rt)	1.10E-02 (rt)
Chromium	6.51E+00 (ct)	1.53E+02 (bi)	5.80E+01 (rb)	1.03E+00 (rt)	9.86E-01 (rt)	6.60E+00 (rt)
Cobalt	6.51E-02 (ct)	1.53E+00 (bi)	5.80E-01 (rb)	3.75E-01 (rb)	3.61E-01 (rb)	2.41E+00 (rb)
Copper	6.51E-01 (ct)	4.59E+01 (bi)	1.16E+01 (rb)	7.80E+00 (mk)	7.49E+00 (mk)	5.01E+01 (mk)
Iron	6.51E+00 (ct)	1.53E+02 (bi)	2.90E+01 (rb)	1.88E+01 (rb)	1.80E+01 (rb)	1.21E+02 (rb)
Lead	1.95E-01 (ct)	7.52E+00 (bi)	1.74E+00 (rb)	3.41E+00 (rt)	3.27E+00 (rt)	2.19E+01 (rt)
Manganese	1.30E+00 (ct)	3.06E+02 (bi)	2.32E+01 (rb)	3.75E+00 (rt)	3.60E+00 (rt)	2.41E+01 (rt)
Mercury	1.30E-02 (ct)	3.06E-01 (bi)	1.20E-01 (rb)	1.36E-01 (rt)	1.31E-01 (rt)	8.77E-01 (rt)
Molybdenum	3.95E-03 (rt)	5.44E-02 (rt)	1.32E-02 (rt)	8.52E-03 (rt)	8.18E-03 (rt)	5.48E-02 (rt)
Nickel	3.25E-01 (ct)	4.59E+01 (bi)	2.90E+00 (rb)	3.25E+01 (dg)	2.05E+00 (rt)	1.37E+01 (rt)
Selenium	1.30E-02 (ct)	1.93E+00 (bi)	1.20E-01 (rb)	1.70E-02 (rt)	1.64E-02 (rt)	1.10E-01 (rt)
Silver	1.58E-02 (mo)	1.53E+01 (bi)	5.25E-02 (mo)	3.40E-02 (mo)	3.26E-02 (mo)	2.19E-01 (mo)
Thallium	4.54E-03 (rt)	6.26E-02 (rt)	1.51E-02 (rt)	9.79E-03 (rt)	9.40E-03 (rt)	6.30E-02 (rt)
Vanadium	3.25E-01 (ct)	4.39E+01 (bi)	5.80E-02 (rb)	2.77E-01 (rt)	2.66E-01 (rt)	1.78E+00 (rt)
Zinc	3.25E+00 (ct)	1.53E+02 (bi)	2.90E+01 (rb)	1.30E+00 (dg)	6.54E+01 (rt)	4.39E+02 (rt)
Cyanide	2.13E+00 (rt)	1.38E+01 (bi)	7.11E+00 (rt)	4.88E-01 (dg)	4.42E+00 (rt)	2.96E+01 (rt)
Acenaphthene	3.46E+00 (rt)	4.76E+01 (rt)	1.15E+01 (rt)	7.45E+00 (rt)	7.16E+00 (rt)	4.80E+01 (rt)
Acenaphthylene	3.46E+00 (rt)	4.76E+01 (rt)	1.15E+01 (rt)	7.45E+00 (rt)	7.16E+00 (rt)	4.80E+01 (rt)
Anthracene	8.71E+00 (mo)	1.20E+02 (mo)	2.90E+01 (mo)	1.88E+01 (mo)	1.80E+01 (mo)	1.21E+02 (mo)
Benzo(a)anthracen	8.71E-02 (mo)	1.20E+00 (mo)	2.90E-01 (mo)	1.88E-01 (mo)	1.80E-01 (mo)	1.21E+02 (mo)
Benzo(b)fluoranth	8.71E-02 (mo)	1.20E+00 (mo)	2.90E-01 (mo)	1.88E-01 (mo)	1.80E-01 (mo)	1.21E+02 (mo)
Benzo(k)fluoranth	8.71E-02 (mo)	1.20E+00 (mo)	2.90E-01 (mo)	1.88E-01 (mo)	1.80E-01 (mo)	1.21E+02 (mo)
Benzo(ghi)perylene	8.71E-02 (mo)	1.20E+00 (mo)	2.90E-01 (mo)	1.88E-01 (mo)	1.80E-01 (mo)	1.21E+02 (mo)
Benzo(g,h,i)perylene	8.71E-02 (mo)	1.20E+00 (mo)	2.90E-01 (mo)	1.88E-01 (mo)	1.80E-01 (mo)	1.21E+02 (mo)
Benzo(a)pyrene	8.71E-02 (mo)	1.20E+00 (mo)	2.90E-01 (mo)	1.88E-01 (mo)	1.80E-01 (mo)	1.21E+02 (mo)
beta-BHC	9.88E-01 (rt)	1.36E+01 (rt)	3.29E+00 (rt)	2.13E+00 (rt)	2.04E+00 (rt)	1.37E+01 (rt)
gamma-BHC	9.88E-01 (rt)	1.36E+01 (rt)	3.29E+00 (rt)	2.13E+00 (rt)	2.04E+00 (rt)	1.37E+01 (rt)
Bis(2-ethylhexyl)phthalate	4.89E-02 (gp)	2.30E+00 (bi)	1.63E-01 (gp)	1.05E-01 (gp)	1.01E-01 (gp)	6.78E-01 (gp)
Bis(2-chloroethyl)ethyl ether	NA	NA	NA	NA	NA	NA
Butylbenzylphthalate	3.14E+00 (rt)	4.32E+01 (rt)	1.05E+01 (rt)	6.77E+00 (rt)	6.50E+00 (rt)	4.36E+01 (rt)
Carbazole	8.71E-02 (mo)	1.20E+00 (mo)	2.90E-01 (mo)	1.88E-01 (mo)	1.80E-01 (mo)	1.21E+02 (mo)
Chrysene	8.71E-02 (mo)	1.20E+00 (mo)	2.90E-01 (mo)	1.88E-01 (mo)	1.80E-01 (mo)	1.21E+02 (mo)
Dibenzofuran	8.71E-02 (mo)	1.20E+00 (mo)	2.90E-01 (mo)	1.88E-01 (mo)	1.80E-01 (mo)	1.21E+02 (mo)
Dibenzo(a,h)anthracene	8.71E-02 (mo)	1.20E+00 (mo)	2.90E-01 (mo)	1.88E-01 (mo)	1.80E-01 (mo)	1.21E+02 (mo)
Dibenz(a,h)anthracene	8.71E-02 (mo)	1.20E+00 (mo)	2.90E-01 (mo)	1.88E-01 (mo)	1.80E-01 (mo)	1.21E+02 (mo)
Diethylphthalate	3.99E+02 (mo)	5.50E+03 (mo)	1.33E+03 (mo)	8.60E+02 (mo)	8.26E+02 (mo)	5.54E+03 (mo)
2,4-Dimethylphenol	4.36E-01 (mo)	6.00E+00 (mo)	1.45E+00 (mo)	9.39E-01 (mo)	9.01E-01 (mo)	6.04E+00 (mo)
Di-n-butylphthalate	2.47E+01 (rt)	2.28E-01 (bi)	8.23E+01 (rt)	5.32E+01 (rt)	5.11E+01 (rt)	3.43E+02 (rt)
Di-n-octylphthalate	3.46E+00 (rt)	4.76E+01 (bi)	1.15E+01 (rt)	7.45E+00 (rt)	7.16E+00 (rt)	4.80E+01 (rt)
2,6-Dinitrotoluene	2.42E-01 (dg)	3.33E+00 (dg)	8.05E-01 (dg)	5.20E-01 (dg)	5.00E-01 (dg)	3.35E+00 (dg)
Fluoranthene	1.09E+00 (mo)	1.50E+01 (mo)	3.63E+00 (mo)	2.35E+00 (mo)	2.25E+00 (mo)	1.51E+01 (mo)
Fluorene	2.47E+00 (rt)	3.40E+01 (rt)	8.23E+00 (rt)	5.32E+00 (rt)	5.11E+00 (rt)	3.43E+01 (rt)
Indeno(1,2,3-cd)pyrene	8.71E-02 (mo)	1.20E+00 (mo)	2.90E-01 (mo)	1.88E-01 (mo)	1.80E-01 (mo)	1.21E+02 (mo)
2-Methylnaphthalene	8.10E+00 (rt)	1.12E+02 (rt)	2.70E+01 (rt)	1.75E+01 (rt)	1.68E+01 (rt)	1.12E+02 (rt)
Naphthalene	8.10E+00 (rt)	1.12E+02 (rt)	2.70E+01 (rt)	1.75E+01 (rt)	1.68E+01 (rt)	1.12E+02 (rt)
Nitrobenzene	4.94E-02 (rt)	6.80E-01 (rt)	1.65E-01 (rt)	1.06E-01 (rt)	1.02E-01 (rt)	6.85E-01 (rt)
N-Nitrosodiphenylamine	9.88E+00 (rt)	1.36E+02 (rt)	3.29E+01 (rt)	2.13E+01 (rt)	2.04E+01 (rt)	1.37E+02 (rt)
Phenanthrene	8.10E+00 (rt)	1.12E+02 (rt)	2.70E+01 (rt)	1.75E+01 (rt)	1.68E+01 (rt)	1.12E+02 (rt)
Phenol	1.19E+00 (rt)	1.63E+01 (rt)	3.95E+00 (rt)	2.55E+00 (rt)	2.45E+00 (rt)	1.64E+01 (rt)
Pyrene	6.53E-01 (mo)	8.99E+00 (mo)	2.18E+00 (mo)	1.41E+00 (mo)	1.35E+00 (mo)	9.06E+00 (mo)

REFERENCES FOR TERRESTRIAL REFERENCE VALUES

Abiola, F.A. 1992. "Ecotoxicity of Organochloride Insecticides: Effects of Endosulfan on Birds Reproduction and Evaluation of its Induction Effects in Partridge, *Perdix perdix*". L. Rev. Vet. Med. 143:443-450.

Agency for Toxic Substances and Disease Registry (ASTDR). 1994. Toxicological Profile for Selenium. Prepared by Clement Associates for the US Department of Health and Human Services.

Agency for Toxic Substances and Disease Registry (ASTDR). 1993. Toxicological Profile for Endosulfan. Prepared by Clement Associates for the US Department of Health and Human Services.

Agency for Toxic Substances and Disease Registry (ASTDR). 1993. Toxicological Profile for Total Xylenes - Draft. Prepared by Clement Associates for the US Department of Health and Human Services.

Agency for Toxic Substances and Disease Registry (ASTDR). 1991. Toxicological Profile for Arsenic - Draft. Prepared by Life Systems, Inc, for the US Department of Health and Human Services.

Agency for Toxic Substances and Disease Registry (ASTDR). 1991. Toxicological Profile for Polychlorinated Biphenyls - Draft. Prepared by Syracuse Research Corporation for the US Department of Health and Human Services.

Agency for Toxic Substances and Disease Registry (ASTDR). 1991. Toxicological Profile for Tetrachloroethylene- Draft. Prepared by Syracuse Research Corporation for the US Department of Health and Human Services.

Agency for Toxic Substances and Disease Registry (ASTDR). 1991. Toxicological Profile for Benzene - Draft. Prepared by Clement Associates for the US Department of Health and Human Services.

Agency for Toxic Substances and Disease Registry (ASTDR). 1991. Toxicological Profile for Beryllium - Draft. Prepared by Syracuse Research Corporation for the US Department of Health and Human Services.

Agency for Toxic Substances and Disease Registry (ASTDR). 1991. Toxicological Profile for Cadmium - Draft. Prepared by Life Systems, Inc, for the US Department of Health and Human Services.

Agency for Toxic Substances and Disease Registry (ASTDR). 1991. Toxicological Profile for Chromium - Draft. Prepared by Syracuse Research Corporation for the US Department of Health and Human Services.

Agency for Toxic Substances and Disease Registry (ASTDR). 1991. Toxicological Profile for N-Nitrosodiphenylamine, Draft. Prepared by Clement Associates for the US Department of Health and Human Services.

REFERENCES FOR TERRESTRIAL REFERENCE VALUES

Agency for Toxic Substances and Disease Registry (ASTDR). 1991. Toxicological Profile for Cyanide - Draft. Prepared by Syracuse Research Corporation for the US Department of Health and Human Services.

Agency for Toxic Substances and Disease Registry (ASTDR). 1991. Toxicological Profile for Chloroform - Draft. Prepared by Clement Associates for the US Department of Health and Human Services.

Agency for Toxic Substances and Disease Registry (ASTDR). 1991. Toxicological Profile for Diethylphthalate - Draft. Prepared by Clement Associates for the US Department of Health and Human Services.

Agency for Toxic Substances and Disease Registry (ASTDR). 1991. Toxicological Profile for Heptachlor/Heptachlor Epoxide - Draft. Prepared by Clement Associates for the US Department of Health and Human Services.

Agency for Toxic Substances and Disease Registry (ASTDR). 1991. Toxicological Profile for Methylene Chloride - Draft. Prepared by Life Systems, Inc, for the US Department of Health and Human Services.

Agency for Toxic Substances and Disease Registry (ASTDR). 1991. Toxicological Profile for Vinyl Chloride - Draft. Prepared by Clement Associates for the US Department of Health and Human Services.

Agency for Toxic Substances and Disease Registry (ASTDR). 1989. Toxicological Profile for Copper - Draft. Prepared by Syracuse Research Corporation for the US Department of Health and Human Services.

Agency for Toxic Substances and Disease Registry (ASTDR). 1989. Toxicological Profile for 1,1-Dichloroethene - Draft. Prepared by Clement Associates for the US Department of Health and Human Services.

Agency for Toxic Substances and Disease Registry (ASTDR). 1989. Toxicological Profile for Endrin/Endrin Aldehyde - Draft. Prepared by Life Systems, Inc, for the US Department of Health and Human Services.

Agency for Toxic Substances and Disease Registry (ASTDR). 1989. Toxicological Profile for Ethylbenzene - Draft. Prepared by Clement Associates for the US Department of Health and Human Services.

Agency for Toxic Substances and Disease Registry (ASTDR). 1989. Toxicological Profile for Naphthalene/2-methylnaphthalene - Draft. Prepared by Life Systems, Inc, for the US Department of Health and Human Services.

REFERENCES FOR TERRESTRIAL REFERENCE VALUES

Agency for Toxic Substances and Disease Registry (ASTDR). 1989. Toxicological Profile for Polycyclic Aromatic Hydrocarbons - Draft. Prepared by Clement Associates for the US Department of Health and Human Services.

Agency for Toxic Substances and Disease Registry (ASTDR). 1989. Toxicological Profile for Silver - Draft. Prepared by Clement Associates for the US Department of Health and Human Services.

Agency for Toxic Substances and Disease Registry (ASTDR). 1989. Toxicological Profile for 1,1-Dichloroethane - Draft. Prepared by Clement Associates for the US Department of Health and Human Services.

Agency for Toxic Substances and Disease Registry (ASTDR). 1989. Toxicological Profile for 1,2-Dichloroethane. Prepared by Clement Associates for the US Department of Health and Human Services.

Agency for Toxic Substances and Disease Registry (ASTDR). 1989. Toxicological Profile for 1,1-Dichloroethene. Prepared by Clement Associates for the US Department of Health and Human Services.

Agency for Toxic Substances and Disease Registry (ASTDR). 1989. Toxicological Profile for Trichloroethylene. Prepared by Syracuse Research Corporation for the US Department of Health and Human Services.

Agency for Toxic Substances and Disease Registry (ASTDR). 1988. Toxicological Profile for Mercury - Draft. Prepared by Clement Associates for the US Department of Health and Human Services.

Agency for Toxic Substances and Disease Registry (ASTDR). 1988. Toxicological Profile for 1,1,2-Trichloroethane - Draft. Prepared by Clement Associates for the US Department of Health and Human Services.

Agency for Toxic Substances and Disease Registry (ASTDR). 1988. Toxicological Profile for 1,1,1-Trichloroethane - Draft. Prepared by Syracuse Research Corporation for the US Department of Health and Human Services.

Agency for Toxic Substances and Disease Registry (ASTDR). 1988. Toxicological Profile for Alpha, Beta, and gamma Isomers of Hexachlorocyclohexane - Draft. Prepared by Clement Associates for the US Department of Health and Human Services.

Alumot, E., E. Nachtomi, E. Mandel, et.al., 1976. "Tolerance and Acceptable Daily Intake of Chlorinated Fumigants in the Rat Diet". Food Cosmet. Toxicol. 14:105-110. Cited in ASTDR, 1989 (1,2-Dichloroethane).

Ambrose, A.M., D.S. Larson, J.R. Borzelleca and G.R. Hennigar, Jr. 1976. "Long-Term Toxicologic Assessment of Nickel in Rats and Dogs". J. Food Science Technology. 13:181-187. Cited in IRIS, Accessed January 1995 (Nickel).

REFERENCES FOR TERRESTRIAL REFERENCE VALUES

Agency for Toxic Substances and Disease Registry (ASTDR). 1989. Toxicological Profile for Polycyclic Aromatic Hydrocarbons - Draft. Prepared by Clement Associates for the US Department of Health and Human Services.

Agency for Toxic Substances and Disease Registry (ASTDR). 1989. Toxicological Profile for Silver - Draft. Prepared by Clement Associates for the US Department of Health and Human Services.

Agency for Toxic Substances and Disease Registry (ASTDR). 1989. Toxicological Profile for 1,1-Dichloroethane - Draft. Prepared by Clement Associates for the US Department of Health and Human Services.

Agency for Toxic Substances and Disease Registry (ASTDR). 1989. Toxicological Profile for 1,2-Dichloroethane. Prepared by Clement Associates for the US Department of Health and Human Services.

Agency for Toxic Substances and Disease Registry (ASTDR). 1989. Toxicological Profile for 1,1-Dichloroethene. Prepared by Clement Associates for the US Department of Health and Human Services.

Agency for Toxic Substances and Disease Registry (ASTDR). 1989. Toxicological Profile for Trichloroethylene. Prepared by Syracuse Research Corporation for the US Department of Health and Human Services.

Agency for Toxic Substances and Disease Registry (ASTDR). 1988. Toxicological Profile for Mercury - Draft. Prepared by Clement Associates for the US Department of Health and Human Services.

Agency for Toxic Substances and Disease Registry (ASTDR). 1988. Toxicological Profile for 1,1,2-Trichloroethane - Draft. Prepared by Clement Associates for the US Department of Health and Human Services.

Agency for Toxic Substances and Disease Registry (ASTDR). 1988. Toxicological Profile for 1,1,1-Trichloroethane - Draft. Prepared by Syracuse Research Corporation for the US Department of Health and Human Services.

Agency for Toxic Substances and Disease Registry (ASTDR). 1988. Toxicological Profile for Alpha, Beta, and gamma Isomers of Hexachlorocyclohexane - Draft. Prepared by Clement Associates for the US Department of Health and Human Services.

Alumot, E., E. Nachtomi, E. Mandel, *et al.*, 1976. "Tolerance and Acceptable Daily Intake of Chlorinated Fumigants in the Rat Diet". *Food Cosmet. Toxicol.* 14:105-110. Cited in ASTDR, 1989 (1,2-Dichloroethane).

Ambrose, A.M., D.S. Larson, J.R. Borzelleca and G.R. Hennigar, Jr. 1976. "Long-Term Toxicologic Assessment of Nickel in Rats and Dogs". *J. Food Science Technology.* 13:181-187. Cited in IRIS, Accessed January 1995 (Nickel).

REFERENCES FOR TERRESTRIAL REFERENCE VALUES

- Aulerich, R.J.; G.J. Bursian, and A.C. Napolitano. 1990. "Subacute Toxicity of Dietary Heptachlor to Mink (Mustela vison)". Arch. Environ. Contam. Toxicol 19(6):913-916. Cited in ASTDR, 1991 (Heptachlor).
- Aulerich, R.J., R.K., Ringer, M.R., Bleavins, et. al. 1982. "Effects of Supplemental Dietary Copper on Growth, Reproductive Performance and Kit Survival of Standard Dark Mink and the Acute Toxicity of Copper to Mink". J. Animal Sci. 55:337-343. Cited in ASDTR, 1989 (Copper).
- Aulerich, R.J., and R.K., Ringer. 1980. "Toxicity of the Polychlorinated Biphenyl Aroclor-1016 to Mink". Environmental Research Laboratory, Office of Research and Development. Cited in Opresko, et.al., 1994.
- Azar, A., H.J. Trochimowicz and M.E. Maxfield. 1973. "Review of Lead Studies in Animals Carried out at Haskell Laboratory - Two Year Feeding Study and Response to Hemorrhage Study". In Barth D., A. Berlin, R. Engel, P. Recht and J. Smeets, Ed. Environmental Health Aspects of Lead: Proceedings International Symposium; October 1972; Amsterdam, The Netherlands. Commission of the European Communities, Luxemburg. p. 199-208. Cited in IRIS, Accessed January 1995 (Lead).
- Barnes, D.W., V.M. Sanders, K.L. White Jr., et.al. 1985. "Toxicology of Trans-1,2-Dichloroethylene in the Mouse". Drug. Chem. Toxicol. 8:373-392. Cited in IRIS Accessed After Jan. 1992 (Trans-1,2-Dichloroethylene).
- Bleavins, M.R., C.S. Sisodia, and T.K. Mukkur. 1980. "The Effects of Methyl Mercury, Tetrethyl Lead, and Sodium Arsenite on the Humoral Immune Response in Mice". Toxicol. Appl. Pharmacol. 52:245-254. Cited in Opresko et.al., 1994.
- Bornhauses, M. M.R. Nusch, and H. Greim. 1980. "Operant Behavior Performance Changes in Rats After Prenatal Methylmercury Exposure". Toxicol. Appl. Pharmacol. Cited in ASTDR, 1988 (Mercury).
- Brown, D., K.R. Butterworth, I.F. Gaunt, P. Grasso, S.D. Gangolli. 1978. "Short-Term Oral Toxicity Study of Diethyl Phthalate in the Rat". Food Cosmet. Toxicol. 16:415-422. Cited in IRIS, Oct, 1992.
- Bruckner, J.V., K.L. Khanna, and H.H. Cornish. 1974. Effect of Prolonged Ingestion of Polychlorinated Biphenyls on the Rat. Food Cosmet. Toxicol. 12:323. Cited in ASTDR, 1991 (PCBs).
- Bruckner, J.V., W.F. MacKenzie, S. Muralidhara, R. Luthra, G.M. Kyle, and D. Acosta. 1986. "Oral Toxicity of Carbon Tetrachloride: Acute, Subacute, and Subchronic Studies in Rats". Fund. Appl. Toxicol. 6(1):16-34.
- Buben, J.A., and E.J. O'Flaherty. 1985. "Delineation of the Role of Metabolism in the Hepatotoxicity of Trichloroethylene and Perchloroethylene: A Dose-Effect Study". Toxicol. Appl. Pharmacol. 78:105-122. Cited in ASTDR, 1991 (Tetrachloroethylene).

REFERENCES FOR TERRESTRIAL REFERENCE VALUES

- Byrne, J.J., J.P. Carbone, and M.G. Pepe. 1988. "Suppression of Serum Adrenal Cortex Hormones by Chronic Low-Dose Polychlorobiphenyl of Polybromobiphenyl Treatments". *Arch. Environ. Contam. Toxicol.* 17:47-53. Cited in ASTDR, 1991 (PCBs).
- Cardy, R.H., W. Lijinski, and P.K. Hildebrandt. 1979. "Neoplastic and Nonneoplastic Urinary Bladder Lesions Induced in Fischer 344 rats and B6C3F Hybrid Mice by N-Nitrosodiphenylamine." *Ecotoxicol. Environ. Safety* 3:29-37.
- Carpenter, C.P., C.S. Weil, and H.F. Smyth, 1953. "Chronic Oral Toxicity of Di(2-ethylhexyl)phthalate for Rats and Guinea Pigs". *Arch. Indust. Hyg. Occup. Med.* 8:219-226. Cited in IRIS, Accessed Oct. 1994 (DEHP).
- Chang, L.W., S. Yamaguchi, and J.A.W. Dudley. 1974. "Neurological Changes in Cats Following Long-Term Diet of Mercury Contaminated Tuna". *Acta. Neuropathol. (Berlin)* 27:171-176. Cited in ASTDR, 1988 (Mercury).
- Chang, L.W., and H.A. Hartman. 1972. "Ultrastructural Studies of the Nervous System After Mercury Intoxication". *Acta. Neuropathol. (Berlin)* 20:122-138. Cited in ASTDR, 1988 (Mercury).
- CIIT (Chemical Industry Institute of Toxicology). 1984. Ninety-day Inhalation Toxicity Study of Nitrobenzene in F344 Rats and B6C3F1 Mice. Research Triangle Park, NC. FYI-OTS-0874-0333.
- Cody, T.E., S. Witherup, L. Hastings, K. Stemmes, and R.T. Christian. 1981. "1,3-Dinitrobenzene: Toxic Effects in Vivo and in Vitro". *J. Toxicol. Environ. Health.* 7(5): 829-847. Cited in IRIS, March 1995
- Cox, G.E., D.E. Bailey, and K. Morgareidge. 1975. "Toxicity Studies in Rats with 2-Butanol Including Growth, Reproduction and Teratologic Observations". Food and Drug Research Laboratories, Inc., Waverly, NY, Report No. 91MR R 1673.
- Dahlgren, R.B., R.L. Linder, and C.W. Carlson. 1972. "Polychlorinated Biphenyls: Their Effects on Pinned Pheasants". *Environ. Health Perspect.* 1:89-101. Cited in Opresko *et.al.*, 1994.
- Dee, J.C. November, 1991. "Methodology For Assessing Potential Risks To Deer Populations: A Case Study at a Superfund Site". Paper presented at the 1991 Annual Meeting of the Society of Environmental Toxicology and Chemistry. Abstract No. 426.
- Dikshith, T.S.S., R.B. Raizada, M.K. Srivastava, and B.S. Kaphalia. 1984. "Response of Rats to Repeated Oral Administration of Endosulfan". *Ind. Health.* 22:295-304. Cited in ASTDR 1993 (Endosulfan).
- Domingo, J.L., J.L. Paternaia, J.M. Llobet, and J. Corbella. 1986. "Effects of Vanadium on Reproduction, Gestation, Parturition and Lactation in Rats upon Oral Administration". *Life Sci.* 39:819-824. Cited on Opresko *et.al.*, 1994.

REFERENCES FOR TERRESTRIAL REFERENCE VALUES

- Dow Chemical Company. 1958. MRID No. 00061912. Available from USEPA, Write to FOI, USEPA, Washington, DC 20460 (Heptachlor Epoxide)
- Drinker, K.P., P.K. Thompson, and M. Marsh. 1927. "An Investigation of the Effects of the Long-Continued Ingestion of Zinc, in the Form of Zinc Oxide, by Cats and Dogs, Together with Observations Upon the Excretion and the Storage of Zinc". *Am. J. Physiol.* 80:31. Cited in NAS, 1980.
- Dunning, J.B., 1984. Body Weights of 686 Species of North American Birds. West. Bird Banding Assoc. Monogr. No. 1. Eldon Publ. Co. Cave Crk, AZ. Cited in Opresko, et.al., 1984.
- Duer, R.S., M.S. Bercegeay, and L.M. Mayo. 1988. "Acute Exposures to p-Xylene and Toluene Alter Visual Information Processing". *Neurotoxicol Teratol* 10:147-153. Cited in ASTDR, 1990 (Total Xylenes).
- Eisler, R. 1990. Chlordane Hazards to Fish, Wildlife, and Invertebrates: A Synoptic Review. U.S. Department of the Interior, Fish and Wildlife Service. Biological Report 85(1.21), July 1990.
- Eisler, R. 1990. Cyanide Hazards to Fish, Wildlife, and Invertebrates: A Synoptic Review. U.S. Department of the Interior, Fish and Wildlife Service. Biological Report 85(1.23), July 1991.
- FAO/WHO (Food Agriculture Organization/World Health Organization). 1978. "Evaluation of Some Pesticides in Food." Food and Agric. Organ. Plant Production and Protection Paper. Suppl. 10, Rome. Cited in Newell et.al., 1987.
- Fitzhugh, O.G., A.A. Nelson, and E.P. Laug et.al. 1950 "Chronic Oral Toxicities of Mercuri-Phenyl and Mercuric Salts". *Arch. Ind. Hyg. Med.* 2:433-442. Cited in ASTDR, 1989 (Mercury).
- Fitzhugh, O.G., 1948. "Use of DDT Insecticides on Food Products". *Ind. Eng. Chem.* 40:704-705.
- Formigli, L., R. Scelsi, P. Poggi, C. Gregotti, A. DiNucci, E. Sabbioni, L. Gottardi, and L. Manzo. 1986. "Thallium-Induced Testicular Toxicity in the Rat". *Environ. Res.* 40:531-539.
- Ford, K.L., F.M. Applehans, and R. Ober. 1991. "Development of Toxicity Reference Values for Terrestrial Wildlife". In HMC-Northeast '91 Conference Proceedings, Sponserec by the Hazardous Materials Control Research Institute. July 10-12, 1991.
- Fucik, K.W., H.W. Armstrong, and J.M. Neff. 1977. "The Uptake of Napthalenes by the Clam Rangia cuneata, in the Vicinity of an Oil-Separator Platform in Trinity Bay, Texas". Proc. 1977 Oil Spill Conference. Washington DC: American Petroleum Institute. Cited in USEPA, 1981.
- Gasaway, W.C., and I.O. Buss. 1972. "Zinc Toxicity in the Mallard". *J. Wildl. Manage.* 36: 1107-1117.
- Gerhart, J.M. 1986. "Ninety-day Oral Toxicity Study of Copoper Cyanide (CuCN) in Sprague-Dawley Rats". Prepared for the Dynamac Coporation, Rockville, MD by IIT Research Institute, Chicago, IL. IITRI Project No. LO6183, Study No. 3. Cited in ASTDR, 1991 (Cyanide).

REFERENCES FOR TERRESTRIAL REFERENCE VALUES

Gomez, G., M.A. Aparicio, and C.C. Willhite. 1988. "Relationship Between Dietary Cassava Cyanide Levels and Broiler Performance". *Nutr. Rep. Int.* 37:63-75. Cited in Eisler, 1991 (Cyanide).

Gomez, G., M. Valdivieso, J. Santos, and C. Hoyos. 1983. "Evaluation of Cassava Root Meal Prepared from Low- or High-Cyanide Containing Cultivars in Pig and Broiler Diets." *Nutr. Rep. Int.* 28:693-704. Cited in Eisler, 1991 (Cyanide).

Good, E.E., and G.W. Ware. 1969. "Effects of Insecticides on Reproduction in the Laboratory Mouse, IV. Endrin and Dieldrin". *Toxicol. Appl. Pharmacol.* 14:201-203.

Gross, W.G., and V.G. Heller. 1946. "Chromates in Animal Nutrition". *J. Ind. Hyg. Toxicol.* 28:52-56. Cited in IRIS, Accessed January 1995 (Chromium).

Halverson, A.W., I.S. Palmer and P.L. Guss. 1966. "Toxicity of Selenium to Post-Weanling Rats." *Toxicol. Appl. Pharmacol.* 9:477-484. Cited in IRIS, Accessed January 1995 (Selenium).

Hardin B.D., G.P. Bond, M.R. Sikor, F.D. Andrew, R.P. Beliles, and R.W. Niemeir. 1981. "Testing of Selected Workplace Chemicals for Teratogenic Potential". *Scand J. Work Environ. Health.* 7(Suppl 4):66-75. Cited in HEAST, March 1994.

Harr, J.R., J.F. Bone, Tinsley, I.J., et. al. 1967. "Selenium Toxicity in Rats. II. Histopathology". In; Muth OH, Oldfield J.E., P.H., Weswig, ed. *Selenium Biomed Proc 1st Int. Symp. Oregon State Univ.* 1966. Vol. II, Westport, Conn: AVI Publishing Co. 153-178. Cited in ASTDR, 1989 (Selenium).

Hazelton Labs. 1988. Subchronic Toxicity Study in Rats with m-Xylene. Report by Hazelton Laboratories America, Inc., Rockville MD for Dyanamic Corporation, Rockville, MD. Unpublished. Cited in ASTDR, 1993 (Total Xylenes).

Health Effects Assessment Summary Tables (HEAST). 1994. USEPA, Office of Solid Waste and Emergency Response. EPA 540/R-94/020.

Heath, R., J. Spann, and J. Kreitzer. 1969. "Marked DDE Impairment of Mallard Reproduction in Controlled Studies". *Nature* 224:47-48. Cited in Newell, 1987.

Heinz, G.H., D.J. Hoffman, and L.G. Gold. 1989. "Impaired Reproduction of Mallards Fed and Organic Form of Selenium". *J. Wildl. Mgmt.* 53: 418-428. Cited in Opresko, et al., 1994.

Heinz, G.H., D.J. Hoffman, A.J. Krynitsky, and D.M.G. Weller. 1987. "Reproduction in Mallards Fed Selenium". *Environ. Toxicol. Chem.* 6:423-433.

Heywood, R., R.J. Sortwell, PRB Noel, et al. 1979. "Safety Evaluation of Toothpaste Containing Chloroform, III. Long-term Study on Beagle Dogs". *J. Environ Pathol Toxicol* 2:835-851. Cited in ASTDR, 1991 (Chloroform).

Hoechst. 1989. "Endosulfan-Beta - Substance Technical (code HOE 02671 00 ZD96 0002): Testing for Toxicity by Repeated Oral Administration (1-year feeding study) to Beagle Dogs". Conducted by Hoechst Aktiengesellschaft, Frankfurt, Germany. Project No. 87.0643. Cited in ASTDR, 1993 (Endosulfan).

REFERENCES FOR TERRESTRIAL REFERENCE VALUES

- Howard, J.W., and R.F. Hanzal. 1955. "Chronic Toxicity for Rats of Food Treated with Hydrogen Cyanide". *J. Agric. Food. Chem.* 3:325-329.
- Huff, J.E., J.K. Haseman, and D.M. DeMarini, et.al. 1989. "Multiple-Site Carcinogenicity of Benzene in Fischer 344 Rats and B6C3F1 Mice". *Environ. Health. Perspect.* 82:125-163. Cited in ASTDR, 1991 (Benzene).
- Hulzebos, E.M., D.M.M. Adema, E.M. Dirven-van Breemen, L. Henzen, W.A. van Dis, H.A. Herbold, J.A. Hoekstra, R. Baerselman, and C.A.M van Genstel. 1993. "Phytotoxicity Studies with *Lactuca sativa* in Soil and Nutrient Solution". *Environmental Toxicology and Chemistry*, 12:1079-1094.
- IT Corporation. November, 1992. Baseline Risk Assessment, Weldon Springs Ordnance Works, Weldon Spring, Missouri. Prepared for the Department of Army Corps of Engineers, Kansas City District.
- Ito N., H. Nagasaki, H. Aoe, et.al. 1975. "Development of Hepatocellular Carcinomas in Rats Treated with Benzene Hexachloride". *JNCI* 54:801-805. Cited in ASTDR, 1988 (BHC).
- Izushi F., and M. Ogata. 1990. "Hepatic and Muscle Injuries in Mice Treated with Heptachlor". *Toxicol. Lett.* 54:47-54.
- Jeter, M.A., and G.K. Davis. 1954. "The Effects of Dietary Molybdenum Upon Growth, Hemoglobin, Reproduction, and Lactation in Rats." *J. Nutr.* 54:215-220. Cited in IRIS, August 1995
- Jorgenson, T.A., E.F. Meierhenry, and C.J. Rushbrook, et.al. 1985. "Carcinogenicity of Chloroform in Drinking Water to Male Osborne-Mendel Rats and Female B6C3F₁ Mice". *Fundam. Appl. Toxicol* 5:760-769. Cited in ASTDR 1991 (Chloroform).
- Kopp S.J., T. Glonek, H.M. Perry Jr. et.al., 1982. "Cardiovascular Actions of Cadmium at Environmental Exposure Levels." *Science* 217:837-839. Cited in ASTDR, 1991 (Cadmium).
- Lamb, J.C., IV, R.E. Chapin, J. Teague, A.D. Lawton, and J.R. Reel. 1987. "Reproductive Effects of Four Phthalic Acid Esters in the Mouse". *Toxicol. Appl. Pharmacol.* 88:255-269.
- Lane, R.W., B.L. Riddle, and J.F. Borzelleca. 1982. "Effects of 1,2-Dichloroethane and 1,1,1-Trichloroethane in Drinking Water on Reproduction and Development in Mice". *Toxicol. Appl. Pharmacol.* 63:409-421.
- Lang, E.P., A.A. Nelson, O.G. Fitzhugh, and F.M. Kunze. 1950. "Liver Cell Alteration and DDT Storage in the Fat of the Rat Induced by Dietary Levels of 1-50 ppm DDT". *J. Pharmacol. Exp. Thearp.* 98:268-273. Cited in IRIS, Oct. 1994.
- Laskey, J.W., G.L. Rehnberg, J.F. Hein, and S.D. Carter. 1982. "Effects of Chronic Manganese (MN₃O₄) Exposure on Selected Reproductive Parameters in Rats.: *J. Toxicol. Environ. Health.* 9:677-687. Cited in Opresko et.al., 1994.

REFERENCES FOR TERRESTRIAL REFERENCE VALUES

- Lee, C.C. *et al.*, 1976. Mammalian Toxicity of Munition Compounds, Phase II. Effects of Multiple Doses. Part III: 2,6-Dinitrotoluene." U.S. Army Medical Research and Development Command, Fort Detrick, MD. Cited in HEAST, March 1994
- Linder, R.E., T.B. Gaines, and R.D. Kimbrough. 1974. "The Effect of Polychlorinated Biphenyls on Rat Reproduction". Food Cosmet. Toxicol. 12:63-77. Cited in ASTDR, 1991 (PCBs).
- Loser E and D. Lorke. 1977. "Semichronic Oral Toxicity of Cadmium. I. Studies on Rats". Toxicology 7:215-224. Cited in ASTDR, 1992 (Cadmium).
- MacKenzie, R.D., R.U. Byerrum, C.F. Decker, C.A. Hoppert and R.F. Langham. 1958. "Chronic Toxicity Studies. II. Hexavalent and Trivalent Chromium Administered in Drinking Water to Rats". Am. Med. Assoc. Arch. Ind. Health. 18:232-234. Cited in Chromium IRIS, Accessed January 1995.
- MacKenzie, K.M., and D.M. Angevine. 1981. "Infertility in Mice Exposed in Utero to Benzo(a)pyrene. Biol". *Reprod.* 24:183-191. Cited in ASTDR, 1989 (PAHs).
- McCauley, P.T., M. Robinson, L.W. Condie, *et al.* Undated. "The Effects of Subacute and Subchronic Oral Exposure To Cis-1,2-Dichloroethylene in Rats. Health Effects Research Laboratory, USEPA, Cincinnati, Ohio. Cited in HEAST, March 1994.
- McLane, M.A.R., and D.L. Hughes. 1980. "Reproductive Success of Screech Owls Fed Aroclor-1248". *Arch Environ. Contam. Toxicol.* 9:661-665. Cited in Opresko *et al.*, 1994.
- Massie H.R., and V.R. Aiello. 1984. "Excessive Intake of Copper: Influence on Longevity and Cadmium Accumulation in Mice". *Mech. Ageing. Dev.* 26:195-203. Cited in ASTDR, 1989 (Copper).
- National Academy of Sciences (NAS). 1980. Mineral Tolerance of Domestic Animals. National Research Council, Commission on Natural Resources, Committee on Animal Nutrition.
- National Coffee Association (NCA). 1982. "24-Month Chronic Toxicity and Oncogenicity Study of Methylene Chloride in Rats". Final report. Prepared by Hazelton Labs. America, Inc., Vienna, VA (Unpublished), Cited in IRIS, Oct. 1994.
- National Research Council of Canada (NRCC). 1975. Chlordane: its Effects on Canadian Ecosystems and its Chemistry. Nat. Res. Council. Can. Publ. NRCC 14094. Cited in Eisler, 1990 (Chlordane).
- Nawrot, P.S. and R.E. Staples. 1979. "Embryofetal Toxicity and Teratogenicity of Benzene and Toluene in the Mouse". *Teratology*, 19:41A
- NCI. 1979. Bioassay of N-Nitrosodiphenylamine for Possible Carcinogenicity. Bethesda, MD: US Dept. of Health, Education, and Welfare, Public Health Service, National Institute of Health, National Cancer Institute. Division of Cancer Cause and Prevention. DHEW Publ (NIH) 79-1720. Cited in ASTDR, 1991 (N-Nitrosodiphenylamine).
- NCI. 1978a. Bioassay of Technical-Grade Endrin for Possible Carcinogenicity. Bethesda, MD: National Cancer Institute. Division of Cancer Cause and Prevention. NCI-CG-TR 12. Cited in ASTDR, 1990 (Endrin).

REFERENCES FOR TERRESTRIAL REFERENCE VALUES

- NCI. 1978b. Bioassay of 1,1,2,2-Tetrachloroethane for Possible Carcinogenicity. Bethesda, MD: National Cancer Institute. Division of Cancer Cause and Prevention. NTIS PB277, 4537GA, DHEW/PUB/NIH-78-827. Cited in ASTDR, 1994 (Endrin).
- NCI. 1977. Bioassay of Heptachlor of Possible Carcinogenicity. CAS No. 76-44-8. Technical Report Series 9. Bethesda, MD: U.S. Department of Health, Education, and Welfare, National Institute of Health, National Cancer Institute. DHEW Publication (NIH) 77-809. Cited in ASTDR, 1991 (Heptachlor).
- Nebeker, A.V., W.L. Griffis, T.W. Stutzman, G.S. Schuytema, L.A. Carey, and S.M. Scherer. 1992. "Effects of Aqueous and Dietary Exposure of Dieldrin on Survival, Growth and Bioconcentration in Mallard Ducklings". USEPA, Corvallis Environmental Research Laboratory. Environ. Chem. and Toxicol. 11:987-699.
- Newell, A.J., D.W. Johnson, and L.A. Allen. 1987. Niagara River Biota Contamination Project: Fish Flesh Criteria for Piscivorous Wildlife. Division of Fish and Wildlife, Bureau of Environmental Protection, NY Department of Environmental Conservation. Technical Report 87-3.
- NTP. 1989. Toxicology and Carcinogenesis Studies of Toluene in F344/N Rats and B6C3F1 Mice. Technical Report Series No. 371. Research Triangle Park, NC. Cited in IRIS Accessed Oct. 1994. (Toluene).
- NTP. 1988. Developmental Toxicity Evaluation of 1,1,1-Trichloroethane (CAS No. 71-55-6) Administered to CD Rats. Final report Part 1. National Toxicology Program, Research Triangle Park, NC. Cited in ASTDR, 1988 (1,1,1-Trichloroethane).
- NTP. 1986a. NTP Technical Report on the Toxicological and Carcinogenesis of Xylenes (mixed) (60.2% m-Xylene, 13.6% p-Xylene, 17.0% Ethylbenzene, and 9.1% o-Xylene) in F344/N Rats and B6C3F1 Mice (Gavage Studies). US Department of Health and Human Services, National Institutes of Health, National Toxicology Program, Research Triangle Park, NC., NTP TR 327, NIH Publ. No 86-2583. Cited in IRIS Accessed Oct. 1994.
- NTP. 1986b. NTP Technical Report Series No. 289. Toxicology and Carcinogenesis Studies of Benzene in F344/N Rats and B6C3F1 Mice (Gavage Studies). US Department of Health and Human Services, National Institutes of Health, National Toxicology Program, Research Triangle Park, NC., NIH Publ. No 86-2545. Cited in ASTDR, 1991 (Benzene).
- NTP. 1985a. Trichloroethylene Reproduction and Fertility Assessment in CD-1 Mice when Administered in the Feed. National Toxicology Program, Department of Health and Human Services, National Institutes of Health, Bethesda, MD. Cited in ASTDR, 1989 (Trichloroethylene).
- NTP. 1985b. Twenty-Six Week Subchronic Study and Modified Mating Trial in F344 Rats. Butyl Benzyl Phthalate. Final Report. Project No. 12307-02, -03. Hazelton Laboratories America, Inc. Unpublished Study. Cited in IRIS, Oct. 1992.

REFERENCES FOR TERRESTRIAL REFERENCE VALUES

- NTP. 1983a. Teratologic Evaluation of Phenol in CD Rats. Report Prepared by Research Triangle Institute, Research Triangle Park, NC. NTIS PB83-247726. Govt. Rep. Announce Index. 83(25):6247. Cited in HEAST, March 1994.
- NTP. 1983b. Carcinogenic Studies of 1,1,1,2-Tetrachloroethane in F344/N Rats and B6C3F1 Mice. National Toxicology Program, Cited in HEAST, March 1994.
- O'Dell, G.O., W.J. Miller, S.L. Moore, W.A. King, J.C. Ellers, and H. Jurecek. 1971. "Effect of Dietary Nickel Level on Excretion and Nickel Content of Tissues in Male Calves." *Journal of Animal Science*, 32:769-733. Cited in IT, 1992.
- Ondreicka, R.E., E. Ginter, and J. Kortus. 1966. Chronic Toxicity of Aluminum in rats and Mice and its Effects on Phosphorus Metabolism." *Brit. J. Indust. Med.* 23:305-313. Cited in Opresko et.al., 1994.
- Opresko, D.M., B.E. Sample, and G.W. Suter II. 1994. Toxicological Benchmarks for Wildlife, 1994 Revisions. Prepared for the US Department of Energy, Office of Environmental Restoration and Waste Management. September, 1994. ES/ER/TM-86/R1.
- Pattee, O.H., 1984. "Eggshell Thickness and Reproduction in American Kestrels Exposed to Chronic Dietary Lead". *Arch. Environ. Contam. Toxicol.* 13:29-34.
- Peakall, D.B., 1974. "Effects of di-N-butylphthalate and di-2-ethylhexylphthalate on the Eggs of Ring Doves". *Bull. Environ. Contam. Toxicol.* 12:698-702.
- Piekacz, H. 1971. Effect of Dioctyl and Dibutyl Phthalates on the Organism of Rats after Oral Administration in Prolonged Experiment. II. Subacute and Chronic Toxicity. *Rocz Panstw Zakl Hig* 22(3):295-307. Cited in HEAST, November 1994.
- Quast J.F., C.G. Humiston, C.E. Wade, et.al. 1983. "A Chronic Toxicity and Oncogenecity Study in Rats and Subchronic Toxicity Study in Dogs on Ingested Vinylidene Chloride". *Fundam Appl. Toxicol* 3(1):55-62. Cited in ASTDR, 1989 (1,1-Dichloroethene).
- Ringer, R. 1983. "Toxicology of PCBs in Mink and Ferrets". In. F. D'Itri and M Kamrin (eds.), *PCBs: Human and Environmental Hazards*. Butterworth Pul., Woburn, MA. pp. 227-240. Cited in Newell et. al. 1987.
- Roesijadi, G., J.W. Anderson, and J.W. Blaylock. "Uptake of Hydrocarbons from Marine Sediments Contaminated with Prudhoe Bay Crude Oil: Influence of Feeding Type of Test Species and Availability of Polycyclic Aromatic Hydrocarbons." *J. Fish. Res. Board. Can.* 35:608-614. Cited in USEPA, 1981.
- Rogers, A.E. 1979. Nutrition. In: The Laboratory Rat, Volume I: Biology and Diseases, H.J. Baker, J.R. Lindsey and S.H. Weisbroth, Ed. Academic Press, New York. Cited in Manganese IRIS, Accessed January 1995.
- Rosenfeld, I., and O.A. Beath. 1964. Selenium: Geobotany, Biochemistry, Toxicity and Nutrition. Academic Press, New York. p. 198-208.

REFERENCES FOR TERRESTRIAL REFERENCE VALUES

- Rungby, J., and G. Danscher. 1984. "Hypoactivity in Silver Exposed Mice." *Acta. Pharmacol. et Toxicol.* 55:398-401. Cited in ASTDR, 1989 (Silver).
- Sanders, V.M., K.L. White Jr, G.M. Shopp Jr., and A.E. Munson. 1985. "Humoral and Cell-Mediated Immune Status of Mice Exposed to 1,1,2-Trichloroethane". *Drug Chem Toxicol* 8:357-372. Cited in IRIS Accessed Oct, 1988 (1,1,2-Trichloroethane).
- Schlicker, S.A. and D.H. Cox. 1968. "Maternal Dietary Zinc, and Development and Zinc, Iron, and Copper Content of the Rat Fetus". *J. Nutr.* 95:287-294. Cited in Opresko *et.al.*, 1994.
- Schlesinger, W.H., and G.L. Potter. 1974. "Lead, Copper, and cadmium Concentrations in Small Mammals in the Hubbard Brook Experimental Forest". *OKIOS.* 25:148-152. Cited in Opresko *et.al.*, 1994.
- Schmal, D. 1955. "The Testing of Naphthalene and Anthracene for Carcinogenic Effects on Rats". *Z. Krebsforsch* 60:697-710. Cited in ASTDR, 1989 (Naphthalene)
- Schroder, H.A. M. Mitchener, and A.P. Nasur. 1976. "Zirconium, Niobium, Antimony, Vanadium, and Lead in Rats". *J. Nutr.* 100:59-66. Cited in IRIS, Accessed Oct. 1994 (Antimony).
- Schroder, H.A. and M. Mitchener. 1975a. "Life-term Effects of Mercury, Methyl Mercury and Nine Other Trace Metals on Mice." *J. Nutr.* 105:452-458. Cited in IRIS, Accessed January 1995 (Barium).
- Schroder, H.A. and M. Mitchener. 1975b. "Life-term Studies in Rats: Effects of Aluminum, Barium, Beryllium and Tungsten." *J. Nutr.* 105:421-427. Cited in IRIS, Accessed January 1995 (Barium).
- Schroder, H.A. and M. Mitchener. 1971. "Toxic Effects of Trace Elements on the Reproduction of Mice and Rats". *Arch. Environ. Health* 23:102-106. Cited in ASTDR, 1991 (Arsenic).
- Schroder, H.A., M. Mitchener, and A.P. Nason. 1970. "Zirconium, Niobium, Antimony, and Lead in Rats: Life-Term Studies." *J. Nutr.* 100:59-69. Cited in HEAST, March 1994.
- Smith, C.C. 1953. "Toxicity of Butyl Sterate, Bibutyl Sebacate, Dibutyl Phthalate, and Methoxyethyl Oleate". *Arch. Hyg. Occup. Med.* 7:310-318.
- Smyth, H. Jr, C.P. Carpenter, C.S. Weil, *et.al.* 1962. "Range Finding Toxicity Data: List VI". *Am. Indust. Hyg. Assoc. J.* 23:95-107. Cited in ASTDR, 1989 (Ethylbenzene).
- Spann, J.W., G.H. Heinz, and C.S. Hulse. 1986. "Reproduction and Health in Mallards Fed Endrin". *Environ. Toxicol. Chem.* 5:755-759.
- Stickel, L.F., W.H. Stickel, R.A. Dryland, and D.L. Hughes. 1983. "Oxychlorane, HCS-3260, and Nonachlor in Birds: Lethal Residues and Loss Rates". *J. Toxicol. Environ. Health.* 12:611-622.
- Storm, G.L., R.D. Andrews, R.L. Phillips, R.A. Bishop, D.B. Siniff, and J.R. Tester. 1976. "Morphology, Reproduction, Dispersal, and Mortality of Midwestern Red Fox Populations". *Wildl. Monogr.* Cited in Opresko *et.al.*, 1994.

REFERENCES FOR TERRESTRIAL REFERENCE VALUES

- Street J.C., and R.P. Sharma. 1975. "Alteration of Induced Cellular and Humoral Immune responses by Pesticides and Chemicals of Environmental Concern: Quantitative Studies of Immunosuppression by DDT, Aroclor 1254, Carbaryl, Carbofuran, and Methylparathion". *Toxicol. Appl. Pharmacol.* 32:587-602. Cited in ASTDR, 1991 (PCBs).
- Tewe, O.O., and E. Pessu. 1982. "Performance and Nutrient Utilization in Growing Pigs Fed Cassava Peel Rations." Cited in Eisler,
- Tewe, O.O., and J.H. Maner. 1981. "Long-Term and Carry-Over Effect of Dietary Inorganic Cyanide (KCN) in the Life Cycle Performance and Metabolism of Rats". *Toxicol. Appl. Pharmacol.* 58:1-7.
- Thomas, P.T., and R.D. Hinsdill. 1980. Perinatal PCB Exposure and its Effects on the Immune System of Young Rabbits". *Drug Chem. Toxicol.* 3:173-184. Cited in ASTDR, 1991 (PCBs).
- Til, H.P., H.R. Immel, and V.J. Feron. 1983. Lifespan Oral Carcinogenicity Study of Vinyl Chloride in Rats. Final Report. Civo Institutes, TNO, Report No. V-93.285/291099. Cited in ASTDR, 1991 (Vinyl Chloride)
- Tinsley, I.J, J.R. Harr, J.F. Bone et.al. 1967. "Selenium Toxicity in Rats. I. Growth and Longevity". In: Muth OH, Oldfield J.E., P.H., Weswig, ed. *Selenium Biomed Proc 1st Int. Symp.* Oregon State Univ. 1966. Vol, II, Westport, Conn: AVI Publishing Co. 141-152. Cited in ASTDR, 1994 (Selenium).
- Treon, J.F., F.P. Cleveland, and L. Cappel. 1955. "Toxicity of Endrin for Laboratory Animals." *Agricultural and Food Chemistry* 3:842-848. Cited in ASTDR, 1989 (Endrin)
- USDOD. 1985. AD-A171-601. Department of Defense. Available from Defense Technical Center. Write to Documents, Cameron Station, Alexandria, VA, 22314. Cited in IRIS, March, 1995. (HMX)
- USDOD. 1983a. AD-A168-637. Department of Defense. Available from Defense Technical Center. Write to Documents, Cameron Station, Alexandria, VA, 22314. Cited in IRIS, March, 1995. (TNT)
- USDOD. 1983a. AD-A160-774. Department of Defense. Available from Defense Technical Center. Write to Documents, Cameron Station, Alexandria, VA, 22314. Cited in IRIS, March, 1995. (RDX)
- USDOD. 1983b. AD-A157-002. Department of Defense. Available from Defense Technical Center. Write to Documents, Cameron Station, Alexandria, VA, 22314. Cited in IRIS, March, 1995. (TNT)
- USEPA, 1993a. Great Lakes Water Quality Initiatives Criteria Documents for the Protection of Wildlife (Proposed). DDT, Mercury, 2,3,7,8-TCDD, PCBs. EPA/822/R-93-007. Office of Science and Technology, Washington, D.C. Cited in Opresko, et.al., 1994.
- USEPA, U.S. Environmental Protection Agency. December 1993b. Wildlife Exposure Factors Handbook. Office of Research and Development. Washington, D.C. EPA/600/R-93/187a.
- USEPA, 1989a. Mouse Oral Subchronic Study. Conducted by Toxicity Research Labs, LTD. Muskegon, MI. for the Office of Solid Waste. Cited in IRIS, After Jan. 1992.

REFERENCES FOR TERRESTRIAL REFERENCE VALUES

USEPA, 1989b. Mouse Oral Subchronic Study with Acenaphthene. Conducted by Hazelton Laboratory Inc., for the Office of Solid Waste. Cited in IRIS, Sept. 1993.

USEPA, 1989c. Ninty-Day Gavage Study in Albino Mice Using 2,4-Dimethylphenol. Study No. 410-2831. Prepared by Dynamac Corporation, Rockville, MD, for the Office of Solid Waste and Emergency response, Washington, DC.

USEPA, 1988a. 13-Week Mouse Oral Subchronic Study. Prepared by Toxicity Research Labs, LTD. Muskegon, MI. for the Office of Solid Waste. Cited in IRIS, Jan. 1995.

USEPA, 1988b. Recommendations for and Documentation of Biological Values for Use in Risk Assessment. Environmental Criteria and Assessment Office, Cincinnati, OH. EPA/600/6-87/008. Cited in Opresko, et.al., 1994.

USEPA, 1987. Health and Environmental Effects Document for Chlorinated Cyclopentadienes. Prepared for the Office of Health and Environmental Assessment, Environmental Criteria and Assessment Office, Cincinnati, OH, for the Office of Solid Waste. Cited in HEAST, March 1994.

USEPA, 1986a. Ninty-day Gavage Study with Albino Rats using Acetone. Office of Solid Waste. Cited in HEAST, March 1994.

USEPA, 1986b. Subchronic (90 day) Toxicity of Thallium(I) Sulfate in Spragu-Dawley Rats. Final Report. Environmental Criteria and Assessment Office, Cincinnati, OH, for the Office of Solid Waste. Cited in HEAST, March 1994.

USEPA, 1981. An Exposure and Risk Assessment for Benzo(a)pyrene and Other Polycyclic Aromatic Hydrocarbons, Volume IV.

USEPA, 1980. Ambient Water Quality Criteria for Cyanides. USEPA. 440/5-80-037. Cited in Eisler, 1991.

U.S. Fish and Wildlife Service. 1964. Pesticide-Wildlife Studies, 1963: A Review of Fish and Wildlife Service Investigations During the Calander Year. FWS Circular 199.

Velsicol Chemical Company. 1969. MRID No. 00030198. Available from USEPA. Write to FOI, USEPA, Washington, DC, 20460. Cited in IRIS, Oct. 1992 (Endrin).

Velsicol Chemical Company. 1955. MRID No. 00062599. Available from USEPA. Write to FOI, USEPA, Washington, DC, 20460. Cited in IRIS, Oct. 1992 (Heptachlor).

Velsicol Chemical Company. 1983. MRID No. 00138591, 00144313. Available from USEPA. Write to FOI, USEPA, Washington, DC, 20460. Cited in IRIS, Oct. 1994 (Chlordane).

Villeneuve D.C., D.L. grant, and W.E.J. Phillips. 1972. "Modification of Pentobarbital Sleeping Times in Rats Following Chronic PCB Ingestion". Bull. Environ. Contam. Toxicol. 7:264-269. Cited in ASTDR, 1991 (PCBs).

REFERENCES FOR TERRESTRIAL REFERENCE VALUES

Vreman, K., N.G. van der Veen, E.J. van der Molen, and W.G. de Ruig. 1986. "Transfer of Cadmium, Lead, Mercury and Arsenic from Feed into Milk and Various Tissues of Dairy Cows: Chemical and Pathological Data". *Neth. J. Agric. Sci.* 34:129-144. Cited in Eisler, 1991 (Arsenic).

Walker, A.I.T., D.E. Stevenson, J. Robinson, R. Thorpe, and M. Roberts. 1969. "The Toxicology and Pharmacodynamics of Dieldrin (HEOD): Two-Year Oral Exposure to Rabbits and Dogs". *Toxicol. Appl. Pharmacol.* 15:345-373.

Wasserman, D. M., M. Cucos, et.al. 1973. "Function of Adrenal Gland-Zona Fasciculata in rats Receiving Polychlorinated Biphenyls". *Environ Res.* 6:334-338. Cited in ASTDR, 1991 (PCBs).

Wentink, G.H., T.J. Spierenburg, G.J. de Graaf, and A.C.A. van Exsel. 1985. A Case of Chronic Zinc Poisoning in Calves Fed with Zinc-Contaminated Roushage. *Veterinary Quarterly* 7:153-157. Cited in Eisler, Ronald. 1990. Zinc Hazards to Fish, Wildlife, and Invertebrates: A Synoptic Review. U.S. Department of the Interior, Fish and Wildlife Service. Biological Report 85(1.23), July 1991.

Will, M.E., and G.W. Suter. 1994. Toxicological Benchmarks for Screening Potential Contaminants of Concern for Effects on Soil and Litter Invertebrates and Heterotrophic Process. Environmental Sciences Division, Oak Ridge National Laboratory. ES/ER/TM-126.

Will, M.E., and G.W. Suter. 1994. Toxicological Benchmarks for Screening Potential Contaminants of Concern for Effects on Terrestrial Plants. Environmental Sciences Division, Oak Ridge National Laboratory. ES/ER/TM-85/RI.

White, D.H., and M.P. Dieter. 1978. "Effects of Dietary Vanadium in Mallard Ducks". *J. Toxicol. Environ. Health* 4:43-50. Cited in Opresko et.al., 1994.

White K.L. Jr, and V.M. Sanders, D.W. Barnes, et.al. 1985. "Toxicology of 1,1,2-Trichloroethane in the Mouse". *Drug Chem Toxicol* 8:333-356. Cited in ASTDR, 1988 (1,1,2-Trichloroethane).

White, D.H., and M.T. Finley. 1978. "Uptake and Retention of Dietary Cadmium in Mallard Ducks". *Environ. Res.* 17:53-59

Wolf, M.A., V.K. Rowe, D.D. McCollister, et.al., 1956. "Toxicological Studies of Certain Alkylated Benzenes and Benzene." *AMA Arch. Ind. Health.* Cited in IRIS, Accessed Oct. 1992.

World Health Organization (WHO). 1984. Chlordane. Environmental Health Criteria 34. World Health Organization, Geneva, Switzerland. Cited in Eisler, Ronald. 1990.

NOTE: Some of the references in this list are not specifically referenced in the proceeding table. This reference list also includes other toxicity values not used in the development of the terrestrial reference values.

APPENDIX P.1
TRVs

EQUATIONS USED TO CALCULATE CHRONIC DAILY INTAKE FOR THE RED FOX
 OPERABLE UNIT NO. 11 (SITE 80)
 REMEDIAL INVESTIGATION, CTD-0274
 MCB CAMP LEJEUNE, NORTH CAROLINA

Food Source Ingestion of: v=vegetation f=fish m=mammals w=worms fr=fruit	Feeding Rate (I in kg/d)	Incidental Soil Ingestion (Is in kg/d)	Rate of Drinking Water Ingestion (Iw in L/d)	Rate of Worm Ingestion (Iwo in kg/d)	Rate of Fruit Ingestion (If in kg/d)	Rate of Mammal Ingestion (Im in kg/d)	Rate of Vegetation Ingestion (Iv in kg/d)	Body Weight (BW) (kg)	Home Range Size (acres)	Contaminated Area (acres)	H Ratio	Equation Used to Calculate Total Exposure E=total exposure Cw=constituent conc. in water Cs=constituent conc. in soil Cwo=constituent conc. in worms Cfr=constituent conc. in fruit H=ratio of home range area to site area
Small Mammals m=80%	D.601	D.017	0.365	NA	NA	0.481	0.12018	4.536	1245.4	1	0.001	$E = \frac{Cw(Iw) + [(Cm)(Im) + (Cs)(Bv) + (Cf)(Bf)](H)}{BW}$
Vegetation v=20%	D.112 Small Mammal	0.00288 Small Mammal	0.0652 Small Mammal	NA	NA	NA	0.112 Small Mammal	0.3725 Small Mammal		1	All AOCs	$Cm = \frac{Cw(Iw) + [(Cs)(Bv) + (Cf)(Bf)](H)}{BW}$
								Small Mammal	D.032	1	All AOCs	

Contaminant of Concern	Soil to Plant Transfer Coefficient (Bv)	Constituent Concentration in Water (mg/l) (Cw)	Constituent Concentration in Soil (mg/kg) (Cs)	Constituent Concentration in Worms (mg/kg) (Cwo)	Ingestion-to-Absorb Biotransfer Factor (Bb)	Constituent Concentration in Mammals (mg/kg) (Cm)	Total Exposure (mg/kg/d)	TRV	RATIO
Aluminum	0.004	NA	4428.00	NA	1.50E-03	5.80E-02	1.38E-02	1.95E+01	6.95E-04
Arsenic	0.040	NA	14.20	NA	2.00E-03	5.47E-04	5.44E-05	2.37E-02	2.30E-03
Barium	0.150	NA	17.03	NA	1.50E-04	1.39E-04	1.05E-04	1.07E-01	9.85E-04
Beryllium	0.010	NA	6.10	NA	1.00E-03	1.02E-06	3.19E-07	2.30E-01	1.39E-06
Cadmium	0.550	NA	0.60	NA	5.40E-04	5.59E-06	6.81E-06	9.78E-02	9.03E-05
Chromium	0.008	NA	8.80	NA	5.50E-03	5.11E-04	3.08E-05	1.03E+00	3.00E-05
Copper	0.400	NA	5.70	NA	1.00E-02	7.27E-03	6.41E-05	7.90E+00	8.48E-06
Iron	0.064	NA	3111.80	NA	2.00E-02	5.24E-01	9.58E-03	1.88E+01	5.10E-04
Lead	0.045	NA	35.80	NA	3.00E-04	2.23E-04	1.41E-04	3.41E+00	4.13E-05
Manganese	0.250	NA	43.80	NA	4.00E-04	1.44E-03	3.62E-04	3.75E+00	9.65E-05
Mercury	0.900	NA	0.90	NA	2.50E-01	6.25E-02	2.52E-05	1.38E-01	1.65E-04
Nickel	0.060	NA	2.40	NA	6.00E-03	3.84E-04	1.02E-06	3.25E+01	3.15E-07
Selenium	0.025	NA	0.50	NA	1.50E-02	1.11E-04	1.78E-06	1.70E-02	1.04E-04
Silver	0.400	NA	0.60	NA	3.00E-03	2.29E-04	6.91E-06	3.40E-02	2.03E-04
Vanadium	0.096	NA	9.80	NA	2.50E-03	2.17E-04	3.04E-05	2.77E-01	1.10E-04
Zinc	1.500	NA	53.90	NA	1.00E-01	2.48E+00	2.08E-03	1.30E+00	1.60E-03
Aldrin	0.714	NA	0.92	NA	2.51E-05	1.39E-07	4.49E-07	3.25E-02	1.39E-05
Alpha-chlordane	0.026	NA	0.28	NA	7.94E-03	3.29E-05	9.77E-07	9.76E-02	1.00E-05
Bamma-chlordane	0.026	NA	0.17	NA	7.94E-03	2.02E-05	6.02E-07	9.76E-02	6.17E-06
1,4'-DDO	0.013	NA	43.59	NA	2.51E-02	1.22E-02	1.43E-04	3.41E-01	4.20E-04
1,4'-DOE	0.020	NA	1.50	NA	1.26E-02	2.49E-04	5.12E-06	3.41E-01	1.50E-05
1,4'-DDT	0.008	NA	9.77	NA	6.31E-02	5.69E-03	3.12E-05	3.41E-01	9.18E-05
Dieldrin	0.085	NA	2.42	NA	1.00E-03	7.94E-05	1.16E-05	6.51E-03	1.78E-03
Benzo(b)fluoranthene	0.006	NA	0.05	NA	1.00E-01	4.32E-05	1.53E-07	1.89E-01	8.14E-07
Bis(2-ethylhexyl)phthalate	0.044	NA	0.07	NA	3.16E-03	4.25E-06	2.58E-07	1.05E-01	2.45E-06
Chrysene	0.020	NA	0.05	NA	1.26E-02	8.76E-06	1.81E-07	1.89E-01	9.63E-07
Di-n-butylphthalate	0.038	NA	0.53	NA	3.96E-03	3.92E-05	2.00E-06	5.32E+01	3.76E-08
Pyrene	0.033	NA	0.08	NA	5.01E-03	7.97E-06	3.40E-07	1.41E+00	2.42E-07
								SUM	9.30E-03

ND - Not Detected
 NA - Not Applicable

EQUATIONS USED TO CALCULATE CHRONIC DAILY INTAKE FOR THE BOBWHITE QUAIL
 OPERABLE UNIT NO. 11 (SITE 80)
 REMEDIAL INVESTIGATION, CTO-0274
 MCB CAMP LEJEUNE, NORTH CAROLINA

Food Source Ingestion of: lv=vegetation lf=fish lm=mammals lw=worms lf=fruit	Feeding Rate (l in kg/d)	Incidental Soil Ingestion (ls in kg/d)	Rate of Drinking Water Ingestion (lv in l/d)	Rate of Worm Ingestion (lwo in kg/d)	Rate of Fruit Ingestion (lfr in kg/d)	Rate of Mammal Ingestion (lm in kg/d)	Rate of Vegetation Ingestion (lv in kg/d)	Body Weight (BW) (kg)	Home Range Size (acres)	Contaminated Area (acres)	H Ratio	Equation Used to Calculate Total Exposure E=total exposure Cw=constituent conc. in water Cs=constituent conc. in soil Cwo=constituent conc. in worms Cfr=constituent conc. in fruit H=ratio of home range area to site area.
Vegetation (lv) 100%	0.013	0.001	0.019	NA	NA	NA	0.013	0.174	26.242	1	0.038	$\frac{E=(Cw)(lw) + [(Cs)(Bv)(lv) + (Cw)(ls)]H}{BW}$

Contaminant of Concern	Soil to Plant Transfer Coefficient (Bv)	Constituent Concentration in Water (mg/l) (Cw)	Constituent Concentration in Soil (mg/kg) (Cs)	Constituent Concentration in Worms (mg/kg) (Cwo)	Constituent Concentration in Fruit (mg/kg) (Cfr)	Constituent Concentration in Mammals (mg/kg) (Cm)	Total Exposure (mg/kg/d)	TRV	RATIO
Aluminum	0.004	NA	4428.00	NA	NA	NA	1.128	3.06E+01	3.69E-02
Arsenic	0.040	NA	14.20	NA	NA	NA	0.005	1.98E+01	2.59E-04
Berkium	0.150	NA	17.00	NA	NA	NA	0.012	3.06E+00	3.82E-03
Beryllium	0.010	NA	0.10	NA	NA	NA	0.000	1.47E+00	1.86E-05
Cadmium	0.550	NA	0.60	NA	NA	NA	0.001	5.59E+00	2.01E-04
Chromium	0.006	NA	9.80	NA	NA	NA	0.003	1.53E+02	1.70E-05
Copper	0.400	NA	5.70	NA	NA	NA	0.008	4.59E+01	1.77E-04
Iron	0.004	NA	3111.80	NA	NA	NA	0.793	1.53E+02	5.18E-03
Lead	0.045	NA	35.90	NA	NA	NA	0.013	7.52E+00	1.79E-03
Manganese	0.250	NA	43.90	NA	NA	NA	0.043	3.06E+02	1.40E-04
Mercury	0.900	NA	0.90	NA	NA	NA	0.003	3.06E-01	8.58E-03
Nickel	0.060	NA	2.40	NA	NA	NA	0.001	4.59E+01	2.20E-05
Selenium	0.025	NA	0.50	NA	NA	NA	0.000	1.83E+00	8.23E-05
Silver	0.400	NA	0.60	NA	NA	NA	0.001	1.53E+01	5.60E-05
Vanadium	0.006	NA	9.80	NA	NA	NA	0.003	4.38E+01	5.79E-05
Zinc	1.500	NA	53.90	NA	NA	NA	0.251	1.53E+02	1.64E-03
Aldrin	0.714	NA	0.02	NA	NA	NA	0.000	6.80E-02	8.57E-04
Alpha-chlordane	0.028	NA	0.28	NA	NA	NA	0.000	3.30E+00	2.67E-05
Gamma-chlordane	0.028	NA	0.17	NA	NA	NA	0.000	3.30E+00	1.64E-05
1,4'-DDD	0.013	NA	43.58	NA	NA	NA	0.012	8.80E-02	1.40E-01
1,4'-DDE	0.020	NA	1.50	NA	NA	NA	0.000	8.80E-02	5.13E-03
1,4'-DOT	0.006	NA	9.77	NA	NA	NA	0.003	8.80E-02	2.95E-02
Dieldrin	0.065	NA	2.42	NA	NA	NA	0.001	1.16E-01	1.04E-02
Benzo(b)fluoranthene	0.006	NA	0.05	NA	NA	NA	0.000	1.20E+00	1.04E-05
Bis(2-ethylhexyl)phthalate	0.044	NA	0.07	NA	NA	NA	0.000	2.30E+00	1.07E-05
Chrysene	0.020	NA	0.05	NA	NA	NA	0.000	1.20E+00	1.33E-05
Di-n-butylphthalate	0.038	NA	0.53	NA	NA	NA	0.000	2.28E-01	8.22E-04
Pyrene	0.033	NA	0.09	NA	NA	NA	0.000	6.89E+00	3.50E-06
								SUM	2.45E-01

ND - Not Detected
 NA - Not Applicable

EQUATIONS USED TO CALCULATE EXPOSURE FOR THE EASTERN COTTONTAIL RABBIT
 OPERABLE UNIT NO. 11 (SITE 00)
 REMEDIAL INVESTIGATION, CTD-274
 MCB CAMP LEJEUNE, NORTH CAROLINA

Food Source Ingestion of: lv=vegetation lf=fish lm=mammals lwo=worms lfr=fruit	Feeding Rate (l in kg/d)	Incidental Soil Ingestion (ls in kg/d)	Rate of Drinking Water Ingestion (lw in l/d)	Rate of Worm Ingestion (lwo in kg/d)	Rate of Fruit Ingestion (lfr in kg/d)	Rate of Mammal Ingestion (lm in kg/d)	Rate of Vegetation Ingestion (lv in kg/d)	Body Weight (BW) (kg)	Home Range Size (ares)	Contaminated Area (acres)	H Ratio	Equation Used to Calculate Total Exposure E=total exposure Ew=constituent conc. in water Cs=constituent conc. in soil Cwo=constituent conc. in worms Cfr=constituent conc. in fruit H=ratio of home range area to site area
Vegetation (lv) 100 percent	0.237	0.006	0.119	NA	NA	NA	0.237	1.229	9.287	1	0.108	$E = \frac{(Cw)(lw) + [(Ca)(Bv)(h) + (Cs)(ls)] (H)}{BW}$

Contaminant of Concern	Soil to Plant Transfer Coefficient (Bv)	Constituent Concentration in Water (mg/l) (Cw)	Constituent Concentration in Soil (mg/kg) (Cs)	Constituent Concentration in Worms (mg/kg) (Cwo)	Constituent Concentration in Fruit (mg/kg) (Cfr)	Constituent Concentration in Mammals (mg/kg) (Cm)	Total Exposure (mg/kg/d)	TRV	RATIO
Aluminum	0.004	NA	4428.00	NA	NA	NA	2.57E+00	1.16E+01	2.22E-01
Arsenic	0.040	NA	14.20	NA	NA	NA	1.89E-02	2.90E+00	6.50E-03
Barium	0.150	NA	17.00	NA	NA	NA	8.14E-02	1.16E+00	5.29E-02
Beryllium	0.010	NA	0.10	NA	NA	NA	7.08E-05	3.55E-01	1.86E-04
Cadmium	0.350	NA	0.80	NA	NA	NA	7.15E-03	2.90E-02	2.48E-01
Chromium	0.008	NA	9.80	NA	NA	NA	6.41E-03	5.90E+01	1.10E-04
Copper	0.400	NA	5.70	NA	NA	NA	5.01E-02	1.16E+01	4.32E-03
Iron	0.004	NA	3111.80	NA	NA	NA	1.81E+00	2.90E+01	6.23E-02
Lead	0.045	NA	35.80	NA	NA	NA	5.13E-02	1.74E+00	2.95E-02
Manganese	0.250	NA	43.80	NA	NA	NA	2.48E-01	2.32E+01	1.07E-02
Mercury	0.900	NA	0.90	NA	NA	NA	1.73E-02	1.20E-01	1.44E-01
Nickel	0.060	NA	2.40	NA	NA	NA	4.18E-03	2.90E+00	1.44E-03
Selenium	0.025	NA	0.50	NA	NA	NA	5.08E-04	1.20E-01	4.24E-03
Silver	0.400	NA	0.80	NA	NA	NA	5.29E-03	5.25E-02	1.01E-01
Vanadium	0.006	NA	9.80	NA	NA	NA	6.00E-03	5.90E-02	1.03E-01
Zinc	1.500	NA	53.80	NA	NA	NA	1.70E+00	2.90E+01	5.84E-02
Aldrin	0.714	NA	0.02	NA	NA	NA	3.79E-04	1.65E-02	2.30E-02
Alpha-chlordane	0.026	NA	0.28	NA	NA	NA	2.85E-04	3.62E-02	7.87E-03
Gamma-chlordane	0.026	NA	0.17	NA	NA	NA	1.75E-04	3.62E-02	4.85E-03
1,1'-DDE	0.013	NA	43.59	NA	NA	NA	3.36E-02	5.26E-01	6.39E-02
1,1'-DDE	0.020	NA	1.50	NA	NA	NA	1.36E-03	5.26E-01	2.56E-03
1,1'-DDT	0.008	NA	9.77	NA	NA	NA	6.43E-03	5.26E-01	1.22E-02
Dieldrin	0.085	NA	2.42	NA	NA	NA	5.48E-03	3.28E-03	1.67E+00
Benzo(b)fluoranthene	0.008	NA	0.05	NA	NA	NA	2.98E-05	2.90E-01	1.03E-04
Bis(2-ethylhexyl)phthalate	0.044	NA	0.07	NA	NA	NA	9.27E-05	1.63E-01	5.69E-04
Chrysene	0.020	NA	0.05	NA	NA	NA	4.80E-05	2.90E-01	1.65E-04
Di-n-butylphthalate	0.038	NA	0.53	NA	NA	NA	6.80E-04	8.23E+01	8.26E-06
Pyrene	0.033	NA	0.09	NA	NA	NA	1.10E-04	2.18E+00	5.04E-05
							SUM		2.83E+00

ND - Not Detected
 NA - Not Applicable

EQUATIONS USED TO CALCULATE CHRONIC DAILY INTAKE FOR THE WHITETAILED DEER
 OPERABLE UNIT NO. 11 (SITE 90)
 REMEDIAL INVESTIGATION, CTO-0274
 MCB CAMP LEJEUNE, NORTH CAROLINA

Food Source Ingestion of: V=vegetation F=fish M=mammals W=water Wo=worms Fr=fruit	Feeding Rate (I in kg/d)	Incidental Soil Ingestion (Is in kg/d)	Rate of Drinking Water Ingestion (Iw in l/d)	Rate of Worm Ingestion (Iwo in kg/d)	Rate of Fruit Ingestion (Ifr in kg/d)	Rate of Mammal Ingestion (Im in kg/d)	Rate of Vegetation Ingestion (Iv in kg/d)	Body Weight (BW) (kg)	Home Range Size (acres)	Contaminated Area (acres)	H Ratio	Equation Used to Calculate Total Exposure E=total exposure Cw=constituent conc. in water Cs=constituent conc. in soil Cwo=constituent conc. in worms Cfr=constituent conc. in fruit H=ratio of home range area to site area
Vegetation(V) 100 percent	1.600	0.019	1.100	NA	NA	NA	1.600	45.400	454.000	1	0.002	$E = \frac{(Cw)(Iw) + [(Cs)(Iv) + (Cfr)(Is)] (H)}{BW}$

Contaminant of Concern	Soil to Plant Transfer Coefficient (Bv)	Constituent Concentration in Water (mg/l) (Cw)	Constituent Concentration in Soil (mg/kg) (Cs)	Constituent Concentration in Worms (mg/kg) (Cwo)	Constituent Concentration in Fruit (mg/kg) (Cfr)	Constituent Concentration in Mammals (mg/kg) (Cm)	Total Exposure (mg/kg/d)	TRV	RATIO
Aluminum	0.004	NA	4428.00	NA	NA	NA	5.35E-03	6.51E+00	8.22E-04
Arsenic	0.040	NA	14.20	NA	NA	NA	5.98E-05	3.25E-01	1.75E-04
Barium	0.150	NA	17.00	NA	NA	NA	2.13E-04	1.30E-01	1.84E-03
Beryllium	0.010	NA	0.10	NA	NA	NA	1.67E-07	1.07E-01	1.57E-06
Cadmium	0.550	NA	0.60	NA	NA	NA	2.82E-05	3.25E-03	6.04E-03
Chromium	0.008	NA	8.80	NA	NA	NA	1.45E-05	6.51E+00	2.23E-06
Copper	0.400	NA	5.70	NA	NA	NA	1.82E-04	6.51E-01	2.80E-04
Iron	0.004	NA	3111.80	NA	NA	NA	3.76E-03	6.51E+00	5.78E-04
Lead	0.045	NA	35.80	NA	NA	NA	1.57E-04	1.90E-01	8.05E-04
Manganese	0.250	NA	43.60	NA	NA	NA	8.85E-04	1.30E+00	6.80E-04
Mercury	0.900	NA	0.90	NA	NA	NA	6.37E-05	1.30E-02	4.88E-03
Nickel	0.060	NA	2.40	NA	NA	NA	1.33E-05	3.25E-01	4.10E-05
Selenium	0.025	NA	0.50	NA	NA	NA	1.42E-06	1.30E-02	1.09E-04
Silver	0.400	NA	0.60	NA	NA	NA	1.92E-05	1.58E-02	1.22E-03
Vanadium	0.006	NA	9.80	NA	NA	NA	1.30E-05	3.25E-01	3.99E-05
Zinc	1.500	NA	53.60	NA	NA	NA	6.29E-03	3.25E+00	1.83E-03
Aldrin	0.714	NA	0.02	NA	NA	NA	1.39E-06	6.51E-01	2.14E-06
Alpha-chlordane	0.026	NA	0.28	NA	NA	NA	7.98E-07	1.30E+00	6.14E-07
Gamma-chlordane	0.026	NA	0.17	NA	NA	NA	4.82E-07	1.30E+00	3.78E-07
1,4'-DDD	0.013	NA	43.58	NA	NA	NA	8.37E-05	1.58E-01	5.30E-04
1,4'-DDE	0.020	NA	1.50	NA	NA	NA	6.63E-06	1.58E-01	2.30E-05
1,4'-DDT	0.008	NA	9.77	NA	NA	NA	1.48E-05	1.58E-01	9.26E-05
Dieldrin	0.085	NA	2.42	NA	NA	NA	1.82E-05	6.51E-01	2.79E-05
Benzo(b)fluoranthene	0.006	NA	0.05	NA	NA	NA	6.52E-06	8.71E-02	7.48E-07
Bis(2-ethylhexyl)phthalate	0.044	NA	0.07	NA	NA	NA	2.83E-07	4.89E-02	5.79E-06
Chrysene	0.020	NA	0.05	NA	NA	NA	1.28E-07	8.71E-02	1.47E-06
Di-n-butylphthalate	0.038	NA	0.53	NA	NA	NA	2.03E-06	2.47E+01	8.24E-06
Pyrene	0.033	NA	0.09	NA	NA	NA	3.22E-07	6.53E-01	4.82E-07
								SUM	2.19E-02

ND - Not Detected
 NA - Not Applicable